

CDC/PIHOA one-on-one USAPI weekly check-ins
Week: 8/14/2021-8/20/2021

Regional Summary:

- COVID-19 cases
 - Guam has reported 9,298 total cases and 144 deaths with 387 new cases (↑61%) and 1 new death reported this week; test positivity 7.1%
 - CNMI has reported 224 total cases and 2 deaths with 10 new cases (imported) and 0 new deaths reported this week
 - American Samoa, FSM, Palau, and RMI have had no community transmission
- COVID-19 Vaccine distribution summary (See USAPI Vaccine Summary with 25 updated tables and figures listed below)
 - Based on jurisdictional reports: a total of 220,849 people in the region are fully vaccinated (69% of all eligible individuals)
 - An additional 15,720 people in the region are partially vaccinated (5% of eligible individuals in the region)
 - Note: eligible individuals is now 12+ for AS, CNMI, Guam and Palau, but still 18+ for FSM and RMI
 - Based on data submitted into Tiberius via WebIZ: **72% of all people aged 12 years and older have had at least one dose of a COVID-19 vaccine; 64% are fully vaccinated.** This percentage includes islands who have yet to start vaccinating their adolescents due to no Pfizer availability: RMI and FSM.
 - FSM successfully received first batch of Pfizer to immunize adolescents in Kosrae next week. CDC Deployment team currently there supporting immunization effort.
 - Current percentages of eligible population **aged 12 and over** fully vaccinated (**with change from last week's data in parenthesis**):
 - **American Samoa: 68% (+3%)**
 - **FSM: Chuuk: 39% (5%), Kosrae: 52% (+1%), Pohnpei: 43% (+2%), Yap: 61% (10%)**
 - **Guam: 74% (+1%)**
 - **RMI: 51% (+2%)**
 - **CNMI: 76% (+3%)**
 - **Palau: 97% (+%)**
 - Outer island vaccinations: Outer Island coverage rates from jurisdictional outer island outreach activities due to difficulty in determining denominators and true residence in Tiberius.
 - **RMI Outer Islands:** At least one dose **29% (--%)**; Fully **18% (--%)**
 - **Yap Outer Islands:** At least one dose **67% (+31%)**; Fully **63% (+31%)**
 - **Chuuk Outer Islands (out of the lagoon):** Fully **14% (--%)** (no OI numbers reported this week from Chuuk)
 - **Pohnpei Outer Islands:** Underway, awaiting numbers.
 - Vaccine redistribution: No redistribution this past week
- COVID-19 Containment strategies
 - Guam and CNMI are allowing travelers with facility quarantine and testing requirements (some exceptions for vaccinated travelers in Guam only)
 - Palau is running regular Guam flights with quarantine exemptions for vaccinated travelers (but with restricted movement)
 - RMI has regular repat flights ongoing with HNL/in-country quarantine and testing requirements, but AS has paused their HNL repat flights
 - FSM continues smaller repat flights with Guam/FSM quarantine and testing requirements
- COVID-19 Laboratory Testing capacity
 - Some stock-outs of Abbott ID NOW being reported
- Community mitigation strategies
 - Guam is in PCOR-3 with some mitigation measures still in place
 - CNMI, American Samoa, FSM, Palau, and RMI have relaxed most mitigation measures

CDC/PIHOA one-on-one USAPI weekly check-ins
Week: 8/14/2021-8/20/2021

USAPI	COVID-19 cases	Testing	Containment	Community Mitigation	Quarantine, Isolation & Medical Surge Preparedness	Vaccine Updates
AS	0 cases; 6 cases identified among crew members on cargo ships and 2 historical cases identified in quarantine (not counted as AS cases)	Abbott ID NOW (1,864 available), GeneXpert (100 available), and Abbott Binax NOW (5,960) testing on-island; LBJ is now running ABI 7500; ASDOH is also procuring ABI 7500 and expanding lab; 10,975 total samples have been tested; 255 in past week	Borders remain closed (until 2022); repat from HNL [10 days HNL facility Q + 7 days AS facility Q w/ multiple tests] is now paused; 8 HNL repat flights to-date; limited flights from Samoa (with testing and quarantine requirements)	Social distancing measures have been relaxed and American Samoa is currently at “code blue”	44 ventilators functional at LBJ (43 available); 132 beds (66 available); 7 ICU beds (4 available); 8 total isolation COVID beds in COVID tent outside of LBJ (8 available); multiple quarantine sites are available (0 currently in quarantine)	Partially vaccinated: 3,072 (as of 8/17) Fully vaccinated: 26,412 (as of 8/17) % 12+ fully vaccinated: 71.5% % 12+ at least one dose: 79.9%
CNMI	224 total cases with 2 deaths; 10 new cases this week (imported); 187 of the total cases were imported; no community transmission	Abbott ID NOW, GeneXpert, and Abbott Binax NOW testing on-island; 56,729 total samples have been tested; 1,657 tests run in the past week; other platforms available are ABI 7500, Solgent DiaPlex, BioFire	Passengers are tested upon arrival, then retested after 5 days and required to complete a 5 to 7-day facility quarantine; 349 currently in facility quarantine (Kanoa and Marianas Resort)	Social distancing efforts are relaxed and CNMI is currently in “code blue” allowing most businesses to open with certain restrictions and gatherings of no more than 25	46 usable ventilators (43 available); at CHCC- 75 hospital beds (27 available), 8 ICU beds (5 available), 4 beds in COVID unit (6 available); Kanoa hotel is set up as an alternative care site with ICU, medical ward, and step-down units; medical tent is outside of the hospital with 40 beds; isolation is also at Kanoa (10 currently in isolation)	Partially vaccinated: 2,189 (as of 8/20) Fully vaccinated: 32,203 (as of 8/20) % 12+ fully vaccinated: 77.8% % 12+ at least one dose: 83.1%

CDC/PIHOA one-on-one USAPI weekly check-ins
Week: 8/14/2021-8/20/2021

Guam	9,298 total cases with 144 deaths and 8,438 recovered; 387 new cases (increase of 61% from last week) and 1 new death this week	Now running ABI 7500, Abbott ID NOW, GeneXpert, and Abbott Binax NOW; 203,869 total tests conducted; 5,725 this week; 7.1% positivity rate (up from 5.4% last week)	Travelers entering Guam must facility quarantine for 14 days with the option to test out at day 6; exceptions made for vaccinated travelers with appropriate paperwork completed	Guam remains in PCOR-3	18 hospitalized cases; 576 in isolation (409 home isolation, 66 facility isolation, 83 military isolation)	Partially vaccinated: 1,810 (as of 8/20) Fully vaccinated: 95,257 (as of 8/20) % 12+ fully vaccinated: 69.8% % 12+ at least one dose: 71.2%
Chuuk	0 cases	Abbott ID NOW GeneXpert, and Abbott Binax NOW testing on-island; ~1,000 total tests conducted on-island (all negative)	Borders remain closed; currently not prepared for repatriation; still currently preparing facilities and protocols for repatriation	Education is being conducted in communities; social distancing is being encouraged but not enforced	21 working ventilators; at hospital: 104 beds in shared wards, 9 ICU beds, 14 beds in isolation rooms, no negative air flow; quarantine site needs to be established	Partially vaccinated: 2,226 (as of 8/20) Fully vaccinated: 13,745 (as of 8/20) % 18+ fully vaccinated: 50.3% % 18+ at least one dose: 58.5%
Kosrae	0 cases (1 historical case detected in quarantine)	Abbott ID NOW (48 available), GeneXpert (1,507 available), and Abbott Binax NOW (1,280 available) testing on-island; ~300 total tests conducted on-island (all negative)	Borders remain closed; 7 repatriated from RMI; 18 repatriated from Guam; team of 3 CDC personnel currently on-island to assist with vaccination efforts	Community-level education by Risk Communication Committee; social distancing is being encouraged but not enforced	3 FEMA vents on-island; 45 hospital beds (2 ICU), 5 isolation rooms, no negative air flow; new quarantine facility completed	Partially vaccinated: 139 (as of 8/20) Fully vaccinated: 2,496 (as of 8/20) %18+ completed vaccination: 66.2% % 18+ at least one dose: 69.9%

CDC/PIHOA one-on-one USAPI weekly check-ins
Week: 8/14/2021-8/20/2021

Pohnpei	0 cases	Abbott ID NOW, GeneXpert, and Abbott Binax NOW testing on-island; 2,582 total tests conducted on-island (mostly quarantine testing at the moment)	Borders remain closed; several small repatriation flights have now been conducted from Guam and there are plans to ramp these up and expand to other states	Designated team developed for risk communication and currently conducting community education; social distancing is being encouraged	1 ventilator (in surgical theater); 13 FEMA vents; 98 hospital beds (no ICU beds), 4 isolation rooms with negative air flow (plan to create 8 ICU beds here with vents); MMA isolation center near the airport with 40 units; China Star hotel is a quarantine site (26 rooms)	Partially vaccinated: 2,574 (as of 8/20) Fully vaccinated: 11,807 (as of 8/20) % 18+ fully vaccinated: 50.5% % 18+ at least one dose: 61.5%
Yap	0 cases	Abbott ID NOW (131 available), GeneXpert (754 available), and Abbott Binax NOW (2,840 available) testing on-island; ~3,000 total tests conducted on-island (all negative); 51 tests conducted in past week	Borders remain closed; currently not prepared for repatriation	Social distancing is being encouraged but not enforced; community education is ongoing (currently focused on vaccines) and expanded to outer islands	20 working ventilators on-island; 38 hospital beds, 2 isolation rooms with negative air flow; folding houses have now been set up and completed for isolation; quarantine facility secured	Partially vaccinated: 348 (as of 8/20) Fully vaccinated: 5,344 (as of 8/20) % 18+ fully vaccinated: 76.5% % 18+ at least one dose: 81.5%
Palau	0 (2 cases were identified in quarantine (both historical) and have been reclassified to not count as official cases)	PCR (Roche LightCycler 480), Abbott ID NOW, GeneXpert, and Abbott Binax NOW testing on-island; 7,822 total tests conducted	Some passenger flights (Guam), medical referral, and military flights ongoing; 0 currently in quarantine; entry requirements depend on origin but vaccinated travelers from Guam have no quarantine; 3,088 inbound travelers since April 2020	Education using various media; daily sitreps; normal operations have resumed with promotion of hand hygiene, cough etiquette, and staying home when sick	80 hospital beds, 4 ICU beds, 5 isolation rooms with negative air flow; secondary screening outside of hospital established; alternative care site prepared at Palau Gym (50 beds); 3 hotels are quarantine sites (100 rooms); 36 working ventilators on-island	Partially vaccinated: 835 (as of 8/20) Fully vaccinated: 15,104 (as of 8/20) % 12+ fully vaccinated: >100% % 12+ at least one dose: >100%

CDC/PIHOA one-on-one USAPI weekly check-ins
Week: 8/14/2021-8/20/2021

RMI-Majuro +OI	0 cases	Abbott ID NOW, GeneXpert, and Abbott Binax NOW testing on-island	Borders are closed until at least 8/31/21; Travel Advisory #28 in effect	Multiple media strategies including community meetings; normal activities have resumed; social distancing being encouraged but not enforced	20 total vents on-island; 108 hospital beds (3 ICU), 8 isolation rooms (1 with negative air flow); new isolation building (8 isolation rooms with negative air flow) completed; new quarantine facility (24 beds) built and old facility still usable (80 beds)	Partially vaccinated: 2,205 (as of 8/17) Fully vaccinated: 13,486 (as of 8/17) % 18+ fully vaccinated: 58.9% % 18+ at least one dose: 68.6%
RMI-Kwaj	4 cases imported into Kwajalein and identified in quarantine facility (4 recovered, 0 active)	Abbott ID NOW, GeneXpert, and Abbott Binax NOW testing on-island	Borders are closed until at least 8/31/21; Travel Advisory #28 in effect; 1,681 individuals have been repatriated to Kwajalein base; HNL repat is ongoing [14 days HNL facility Q +14 days Kwaj facility Q w/ multiple tests]; 9 repat flights now complete	Limited social distancing occurring but implementing some safety measures	13 vents on-island; isolation facility is being built and renovated TB trailer is being prepared (6 beds) for temporary isolation; repatriated individuals are being quarantined at Kwaj Lodge on Kwajalein base (99 currently in quarantine)	Partially vaccinated: 322 (as of 8/17) Fully vaccinated: 4,995 (as of 8/17) % 18+ fully vaccinated: 82.8% % 18+ at least one dose: 88.1%

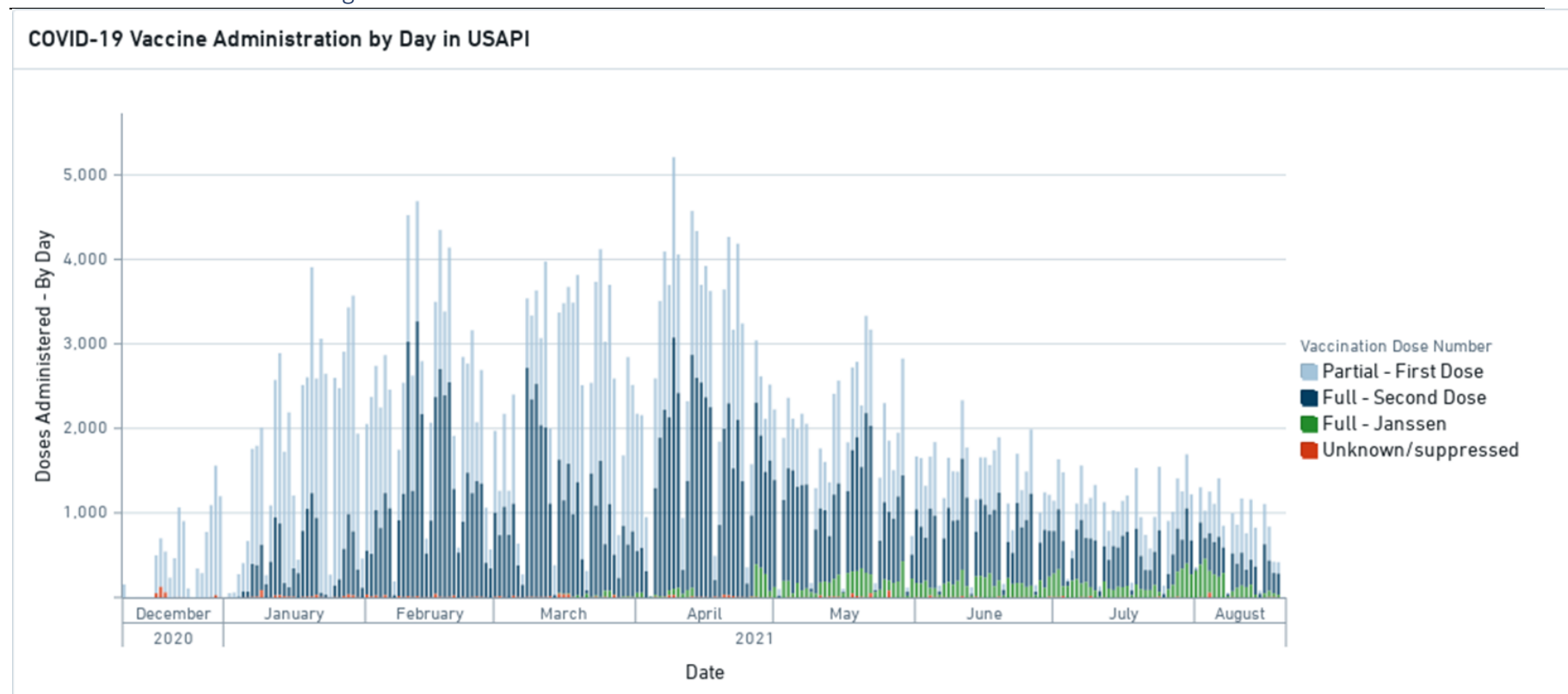
CDC/PIHOA one-on-one USAPI weekly check-ins
Week: 8/14/2021-8/20/2021

USAPI Vaccine Summary Tables and Charts:

**Note that all data except for those detailing Outer Island coverage rates comes directly from Tiberius. Thank you to Katrina Myers and the entire USAPI Tiberius Team for helping assemble "Dr. B's Famous Slide-set." Thank you to the jurisdictions who enter this data into WeblZ each day to keep it up to date.*

**Outer Island data was provided by each jurisdiction based on their outer island outreach activities. Because of this, there may be discrepancies between the two data sets (Tiberius and the Jurisdiction Outer Island Data). Also, some jurisdictions have yet to report their data in detail. Thank you to Dr. Haley Cash for assembling the Outer Island table and each of the jurisdictions for collecting and reporting this unique, yet important data.*

US-affiliated Pacific Islands Region

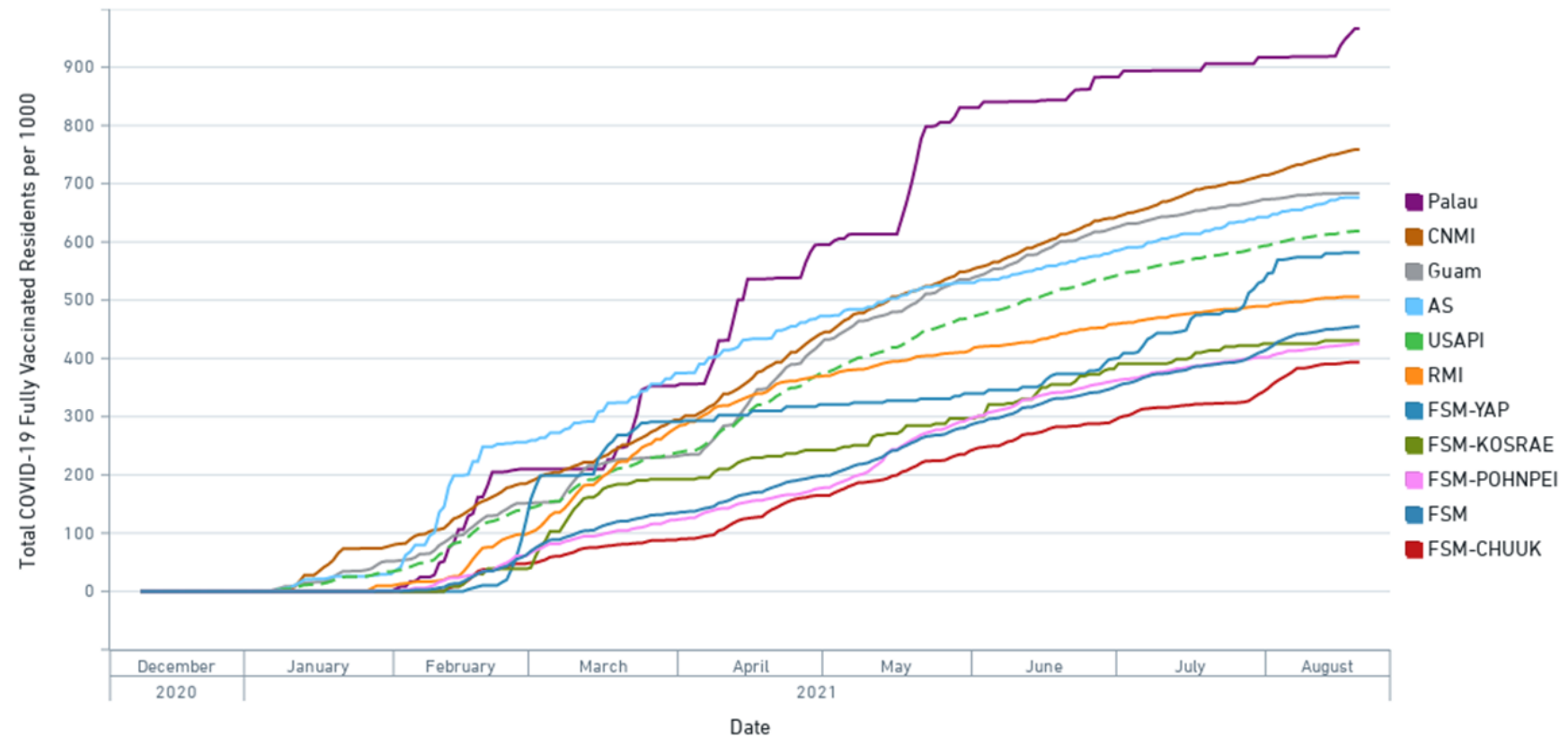


Source: Tiberius Dataset "Administration - Admin Awardee - Reporting View"

Metrics Include - Jurisdiction and Pharmacy Data, Exclude - Federal Agency Data

CDC/PIHOA one-on-one USAPI weekly check-ins
Week: 8/14/2021-8/20/2021

Cumulative COVID-19 Fully Vaccinated Residents in USAPI (per 1000 eligible residents)



Metrics Include - Jurisdiction and Pharmacy Data, Exclude - Federal Agency Data

Eligible Population - 12+ yrs

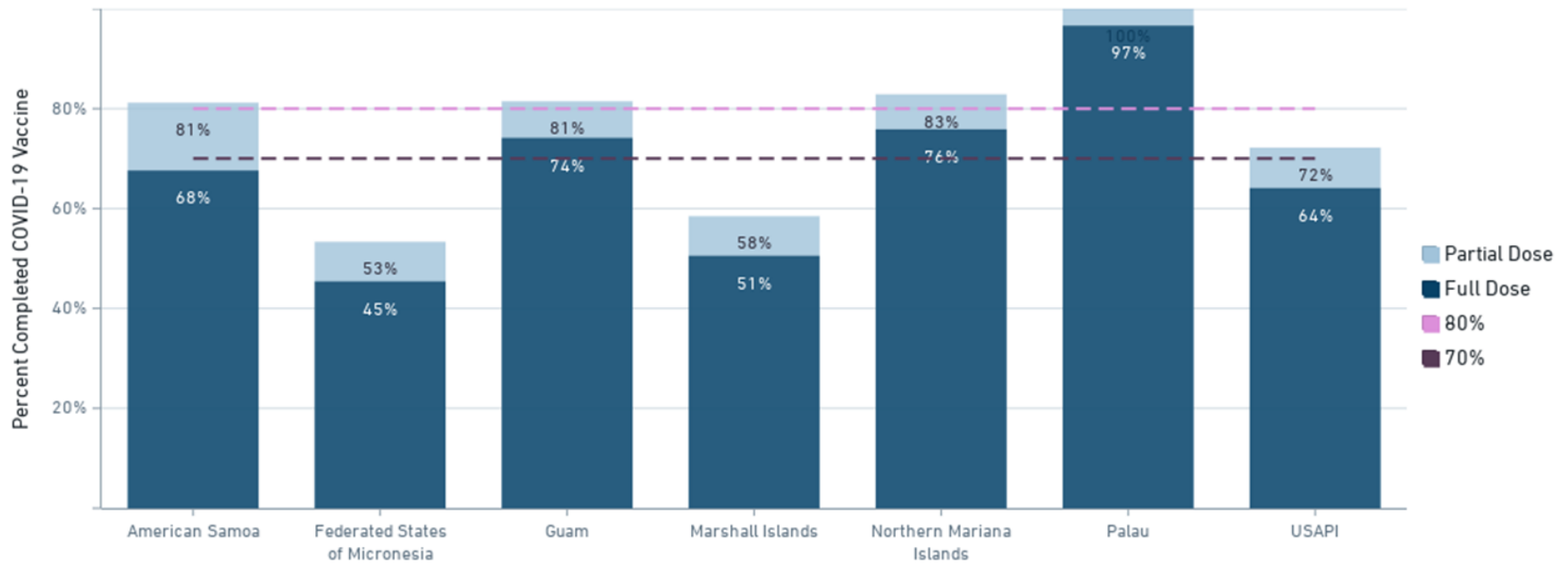
Source: Tiberius Dataset "Awardee Vaccine Metrics - Reporting View"

CDC/PIHOA one-on-one USAPI weekly check-ins
Week: 8/14/2021-8/20/2021

Jurisdiction	Population Aged 12+	Fully Vaccinated	Percent Fully Vaccinated	Partially Vaccinated	Percent Partially Vaccinated	Unvaccinated	Percent Unvaccinated
American Samoa	36,943	24,977	68%	29,994	81%	6,949	19%
FSM-CHUUK	35,307	13,598	39%	16,133	46%	19,174	54%
FSM-KOSRAE	4,805	2,488	52%	2,646	55%	2,159	45%
FSM-POHNPEI	26,590	11,453	43%	14,220	53%	12,370	47%
FSM-YAP	8,616	5,283	61%	5,611	65%	3,005	35%
Guam	136,291	101,094	74%	111,081	82%	25,210	18%
Marshall Islands	35,800	18,102	51%	20,945	59%	14,855	41%
Northern Mariana Islands	41,401	31,406	76%	34,311	83%	7,090	17%
Palau	14,748	14,248	97%	15,826	100%	-	0%
USAPI	348,305	222,649	64%	250,767	72%	97,538	28%

CDC/PIHOA one-on-one USAPI weekly check-ins
Week: 8/14/2021-8/20/2021

Striving for 80% USAPI COVID-19 Vaccine Progress (12+ yrs old as eligible population)



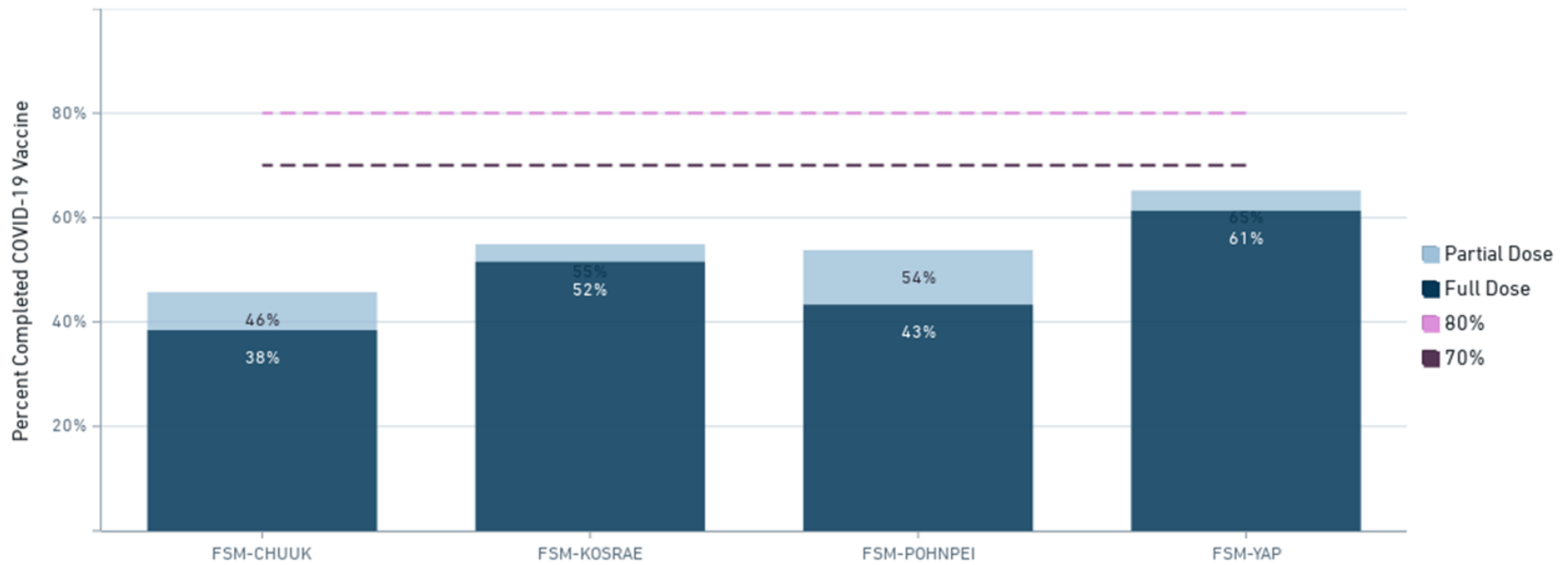
Metrics Include Jurisdiction, Pharmacy, and Federal Agency Data

Source: Tiberius Dataset "Administration - Admin Awardee - Reporting View"

Percentages are capped at 100%

CDC/PIHOA one-on-one USAPI weekly check-ins
Week: 8/14/2021-8/20/2021

Striving for 80% USAPI COVID-19 Vaccine Progress (12+ yrs old as eligible population) (FSM States)

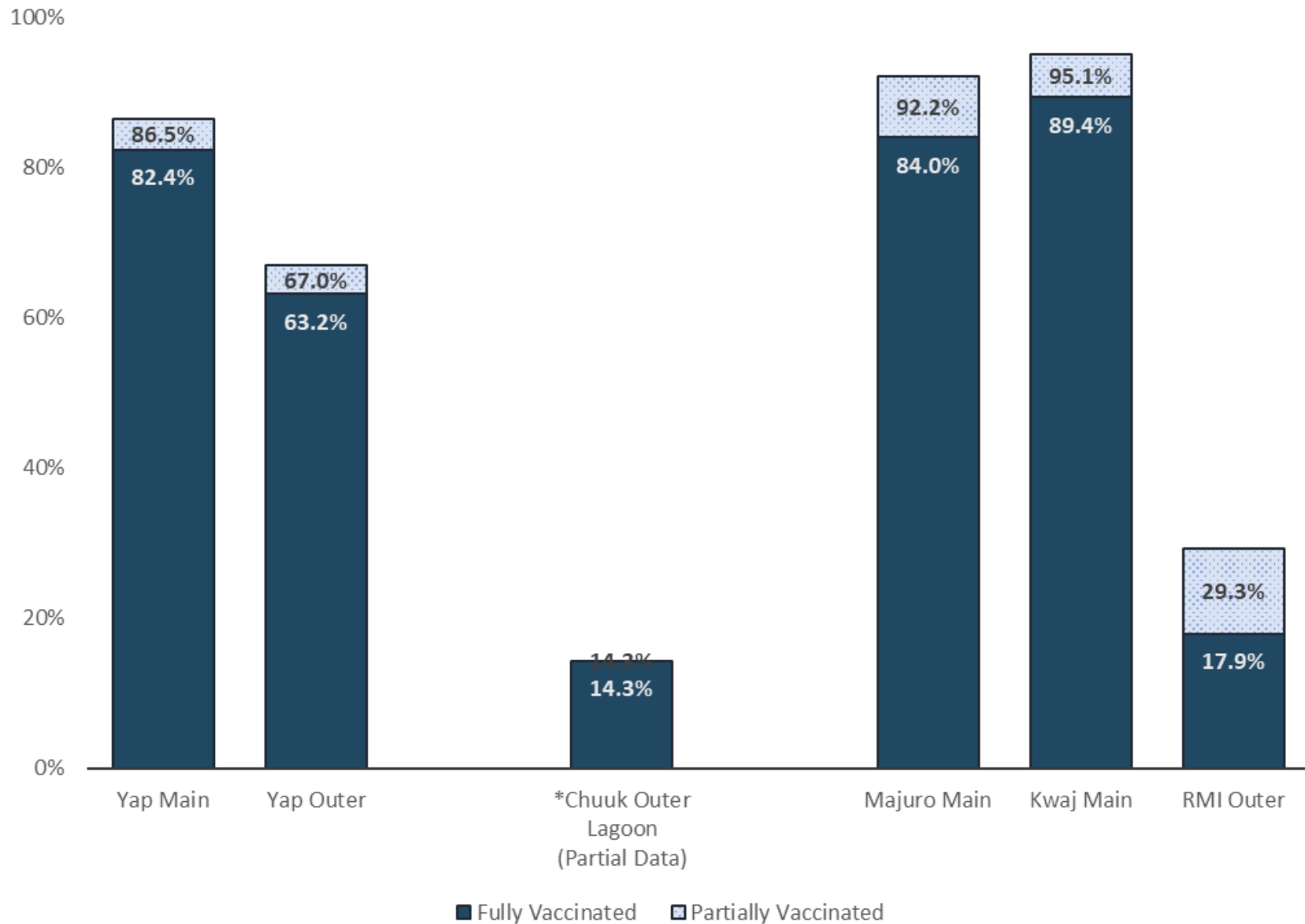


Source: Tiberius Dataset "Administration - Admin Zip - Reporting View"

Percentages are capped at 100%

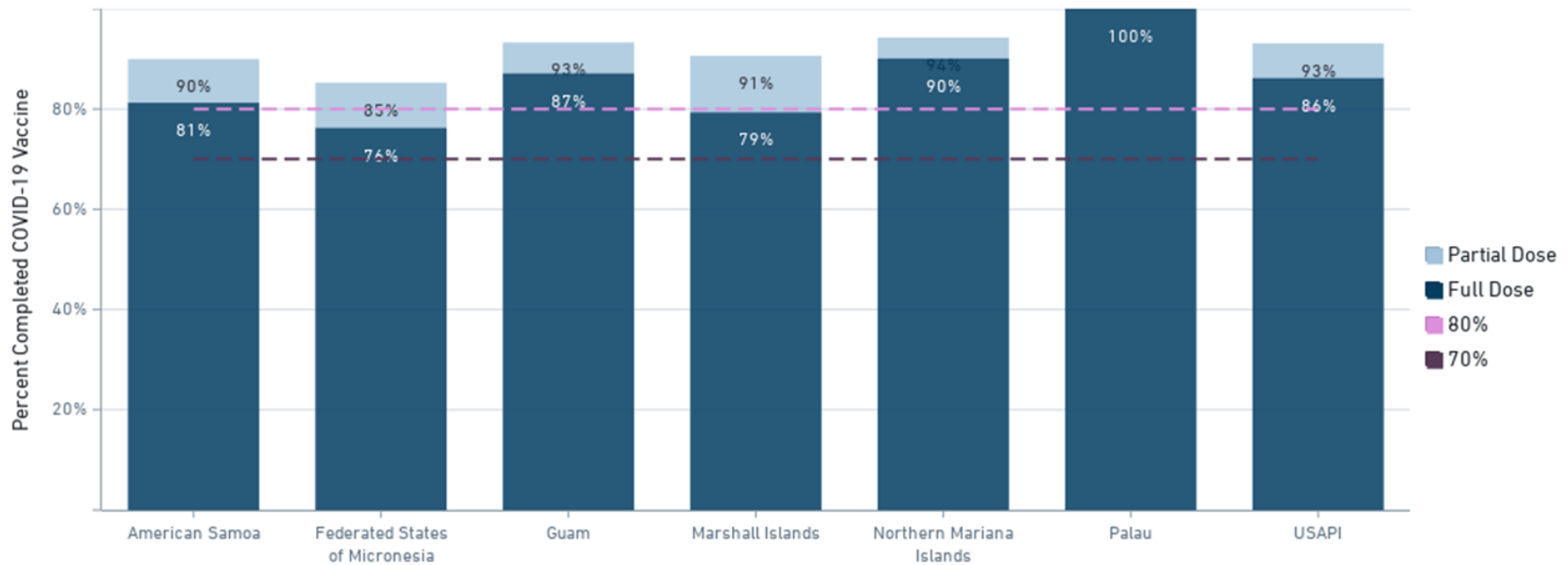
CDC/PIHOA one-on-one USAPI weekly check-ins
Week: 8/14/2021-8/20/2021

COVID-19 Vaccination Coverage Rates of those aged 18 and over for Main Islands
and Outer Islands, based on jurisdictional reports; USAPI as of 8/20/21



CDC/PIHOA one-on-one USAPI weekly check-ins
Week: 8/14/2021-8/20/2021

USAPI COVID-19 Vaccine Progress: 50 yrs and over



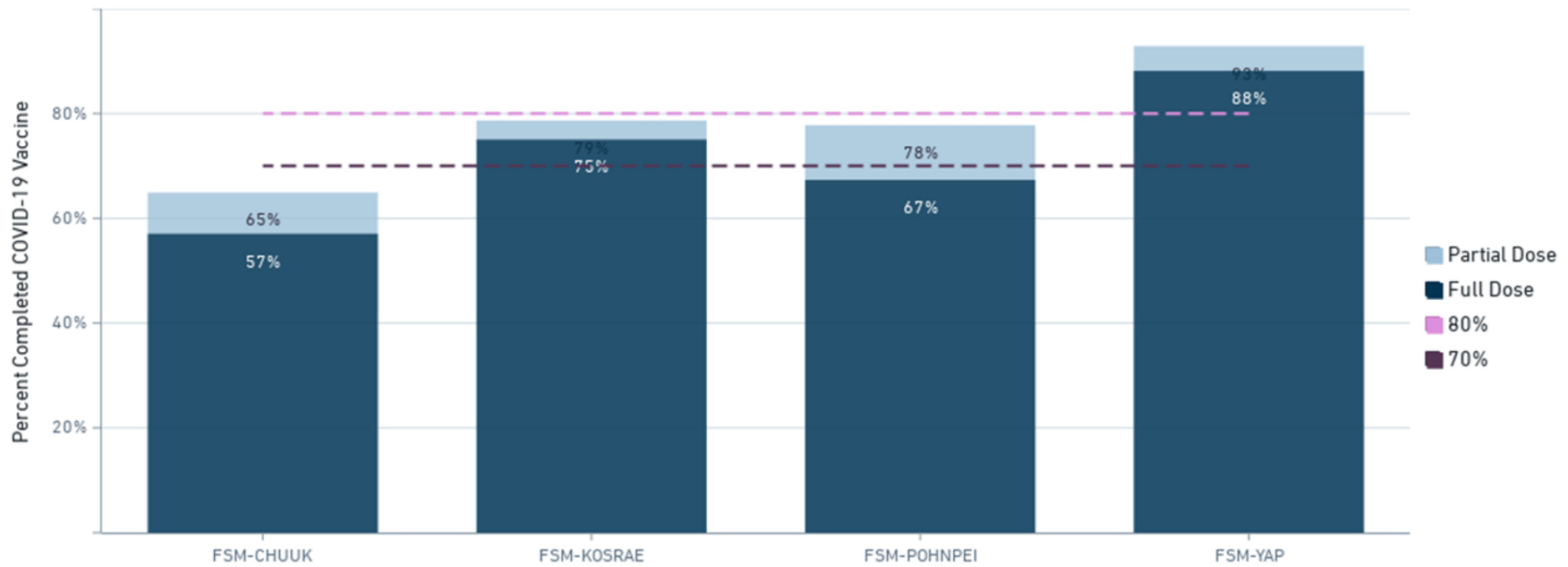
Metrics Include Jurisdiction, Pharmacy, and Federal Agency Data

Source: Tiberius Dataset "Administration - Admin Awardee - Reporting View"

Percentages are capped at 100%

CDC/PIHOA one-on-one USAPI weekly check-ins
Week: 8/14/2021-8/20/2021

USAPI COVID-19 Vaccine Progress: 50 yrs and over (FSM States)



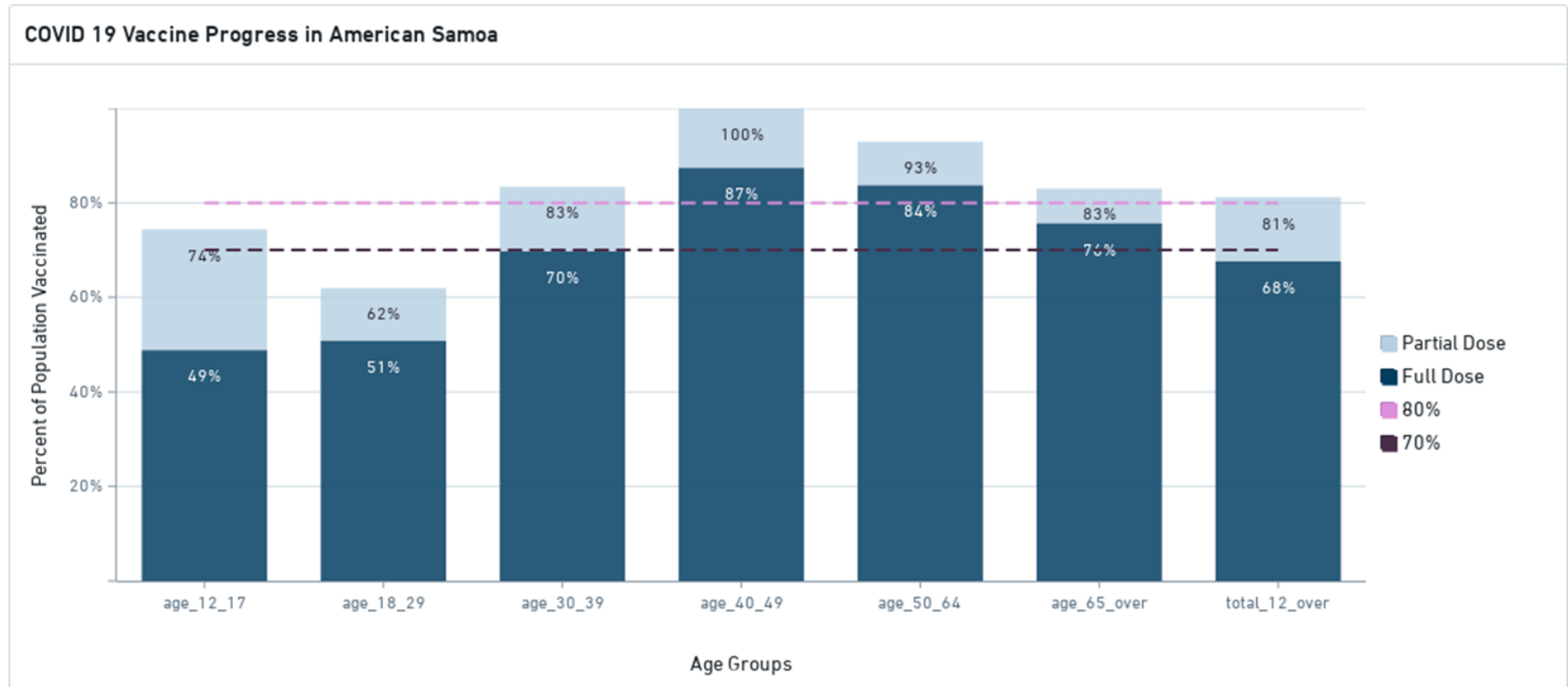
Source: Tiberius Dataset "Administration - Admin Zip - Reporting View"

Percentages are capped at 100%

CDC/PIHOA one-on-one USAPI weekly check-ins
Week: 8/14/2021-8/20/2021

By Jurisdiction:

American Samoa

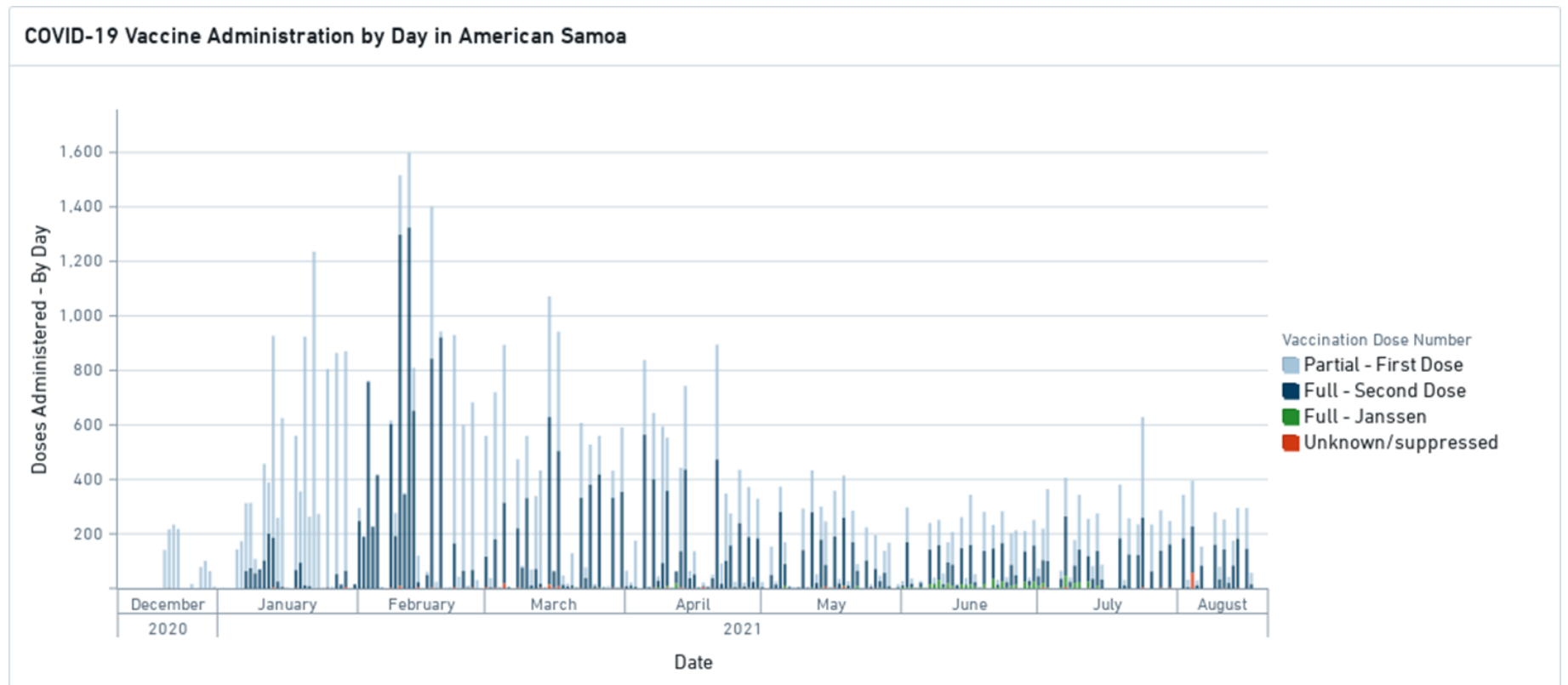


Eligible Population Defined Based on Vaccine Type Availability in a Jurisdiction: American Samoa - 12+ yrs

Percentages are capped at 100%

Source: Tiberius Dataset "Administration - Admin Awardee - Reporting View"

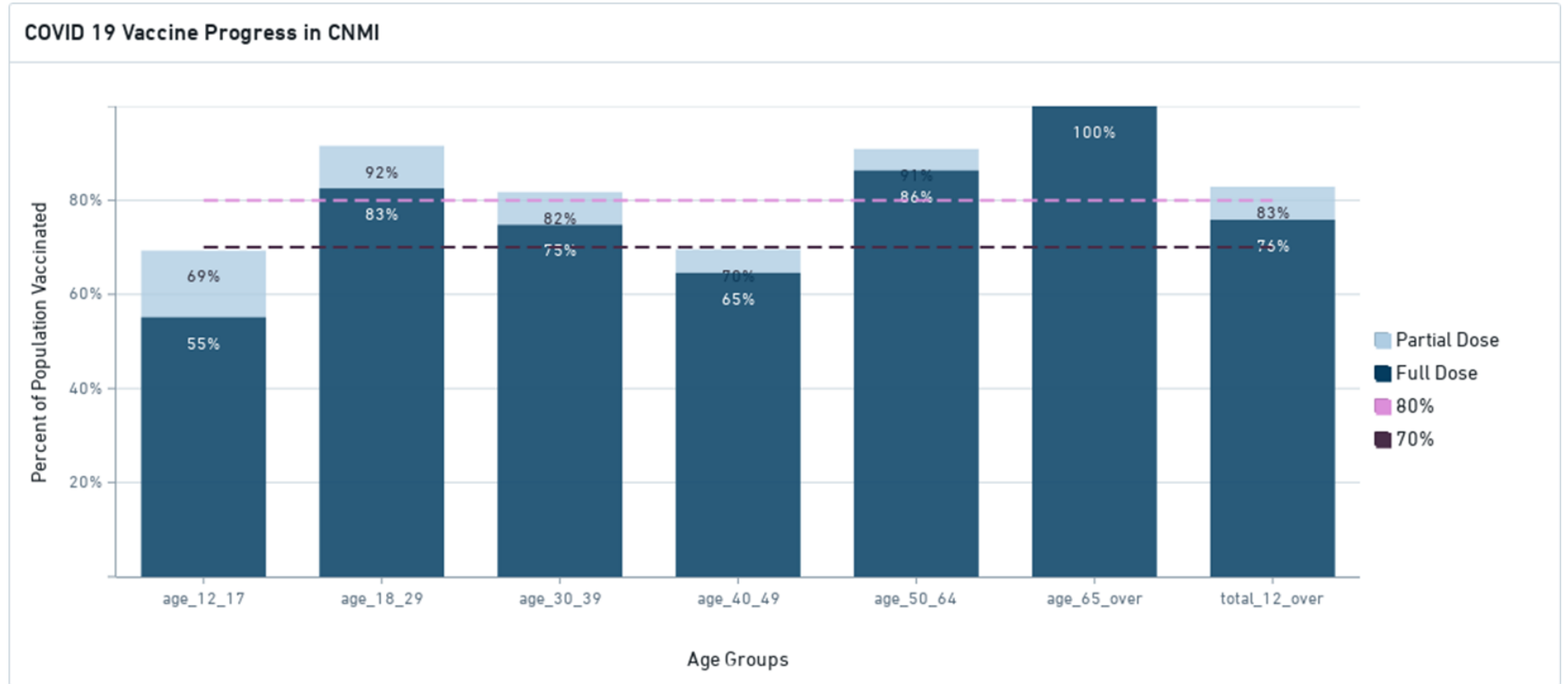
CDC/PIHOA one-on-one USAPI weekly check-ins
Week: 8/14/2021-8/20/2021



Source: Tiberius Dataset "Administration - Admin Awardee - Reporting View"

CDC/PIHOA one-on-one USAPI weekly check-ins
Week: 8/14/2021-8/20/2021

Commonwealth of the Northern Mariana Islands

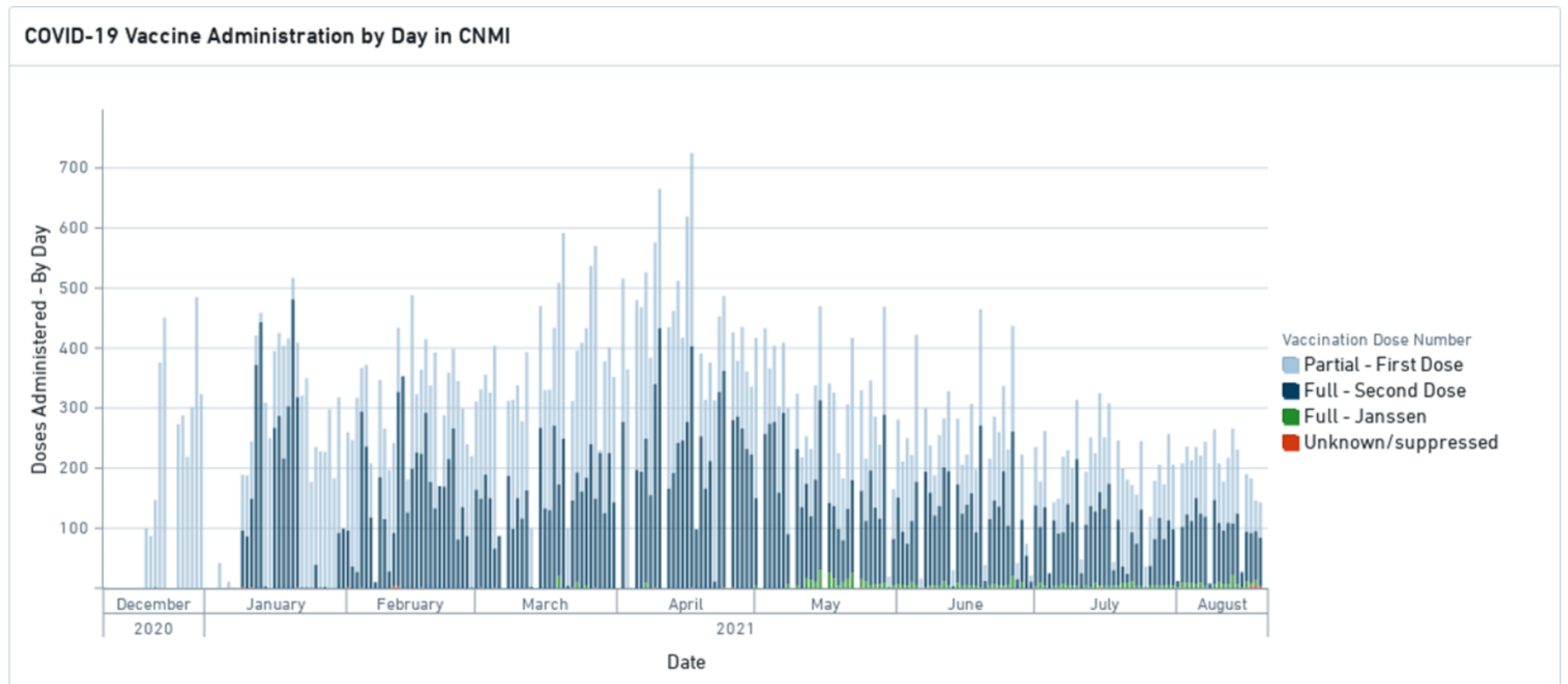


Eligible Population Defined Based on Vaccine Type Availability in a Jurisdiction: CNMI - 12+ yrs

Percentages are capped at 100%

Source: Tiberius Dataset "Administration - Admin Awardee - Reporting View"

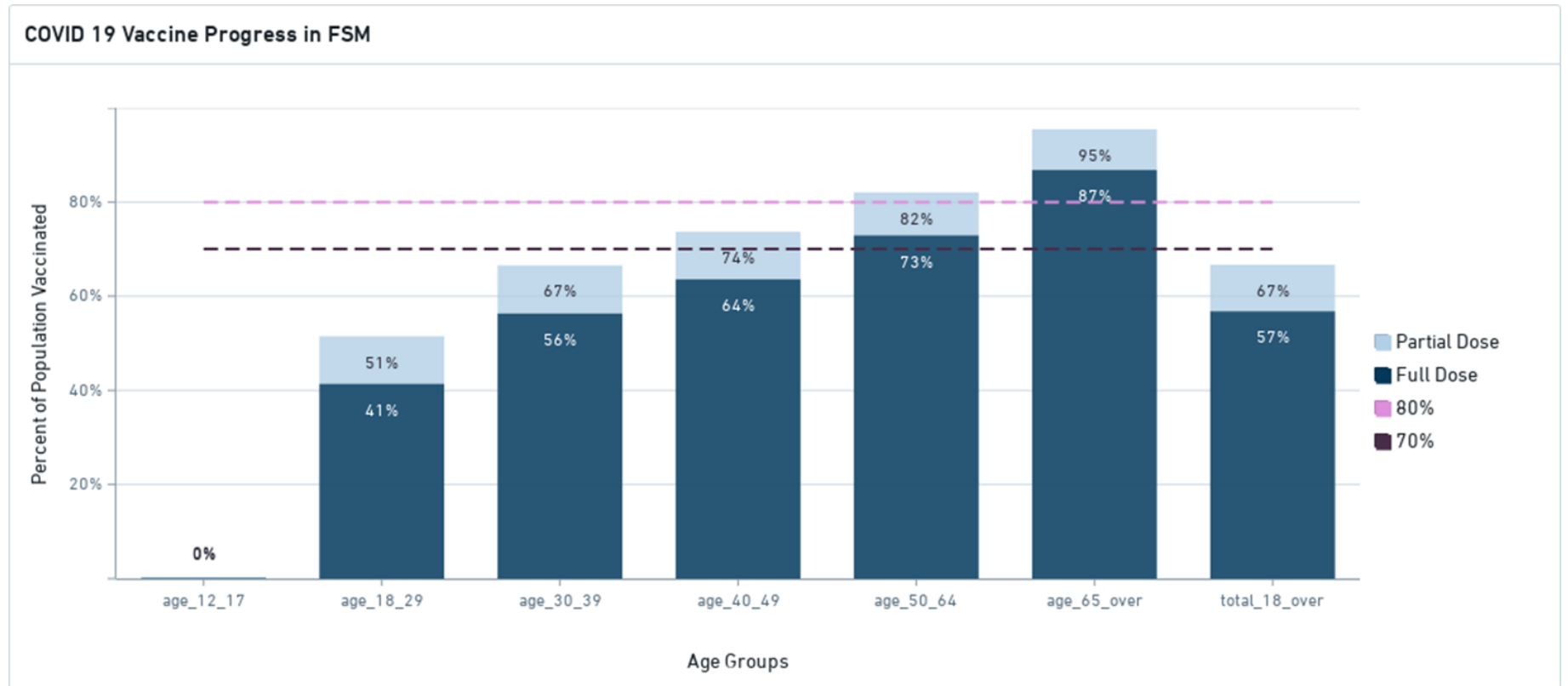
CDC/PIHOA one-on-one USAPI weekly check-ins
Week: 8/14/2021-8/20/2021



Source: Tiberius Dataset "Administration - Admin Awardee - Reporting View"

CDC/PIHOA one-on-one USAPI weekly check-ins
Week: 8/14/2021-8/20/2021

Federated States of Micronesia

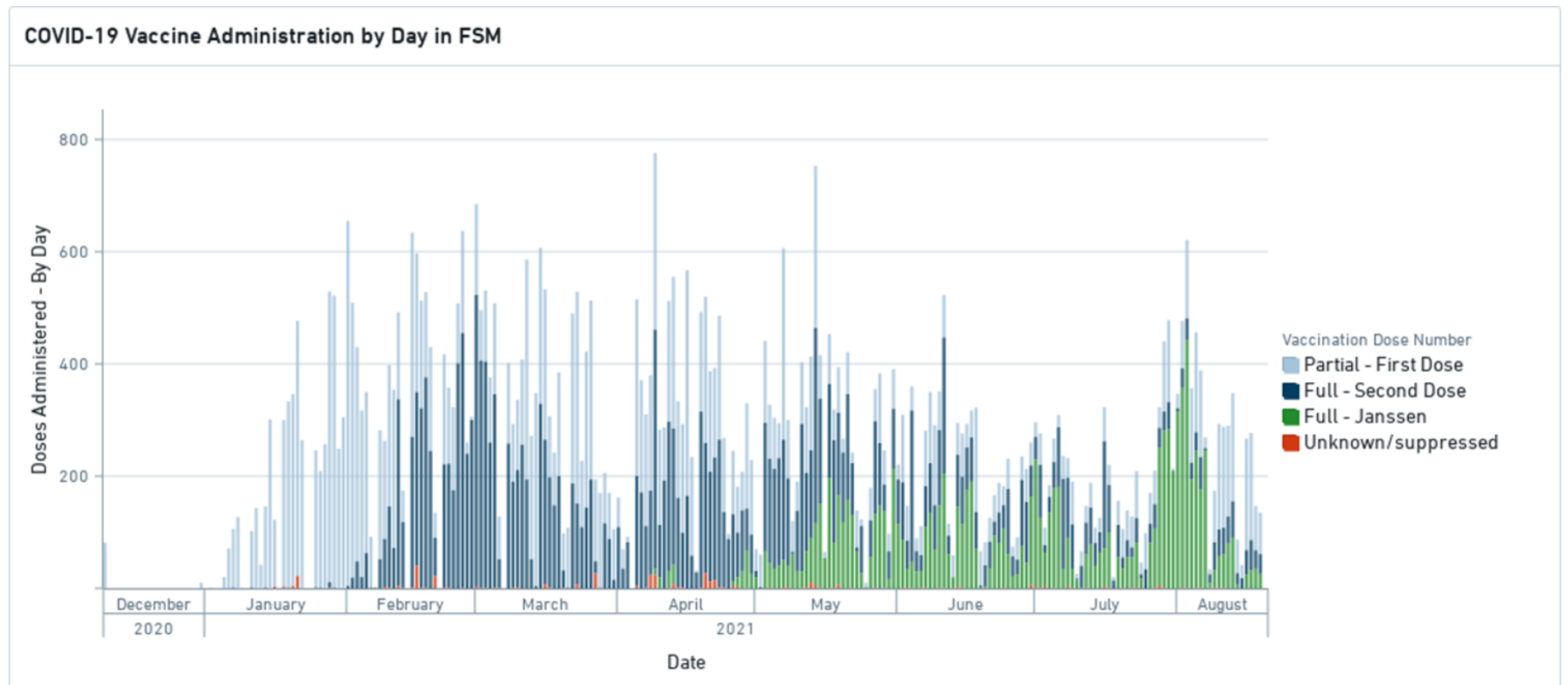


Eligible Population Defined Based on Vaccine Type Availability in a Jurisdiction: FSM - 18+ yrs

Percentages are capped at 100%

Source: Tiberius Dataset "Administration - Admin Awardee - Reporting View"

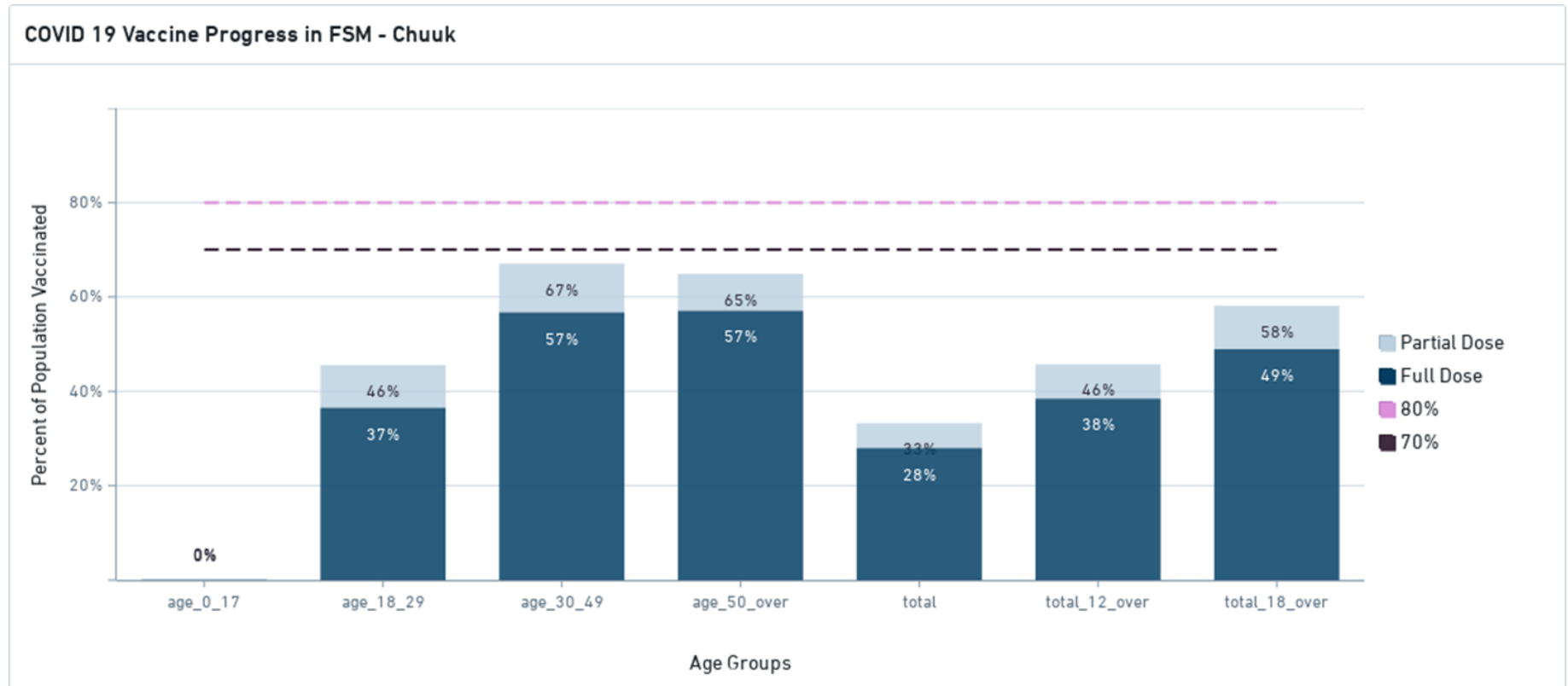
CDC/PIHOA one-on-one USAPI weekly check-ins
Week: 8/14/2021-8/20/2021



Source: Tiberius Dataset "Administration - Admin Awardee - Reporting View"

CDC/PIHOA one-on-one USAPI weekly check-ins
Week: 8/14/2021-8/20/2021

Chuuk

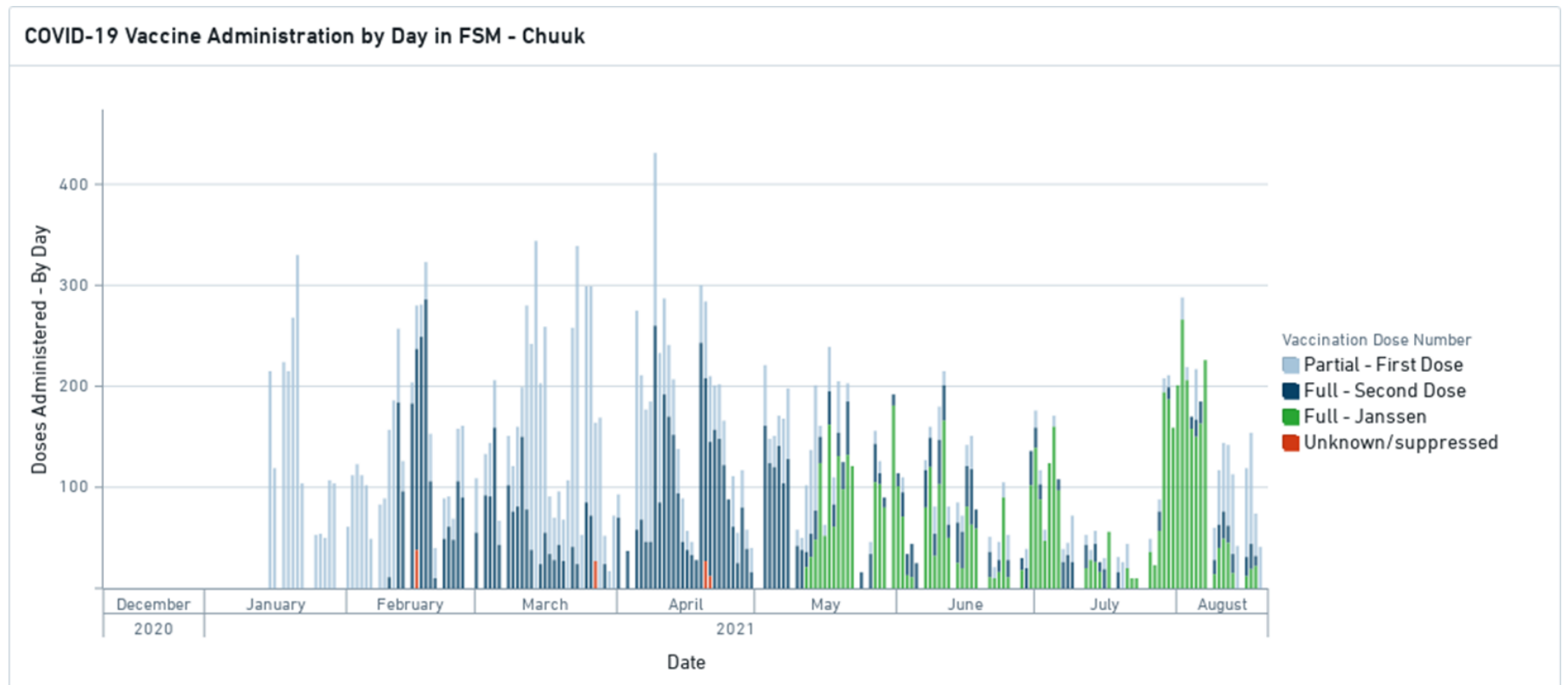


Eligible Population Defined Based on Vaccine Type Availability in a Jurisdiction: FSM - 18+ yrs

Percentages are capped at 100%

Source: Tiberius Dataset "Administration - Admin Zip - Reporting View"

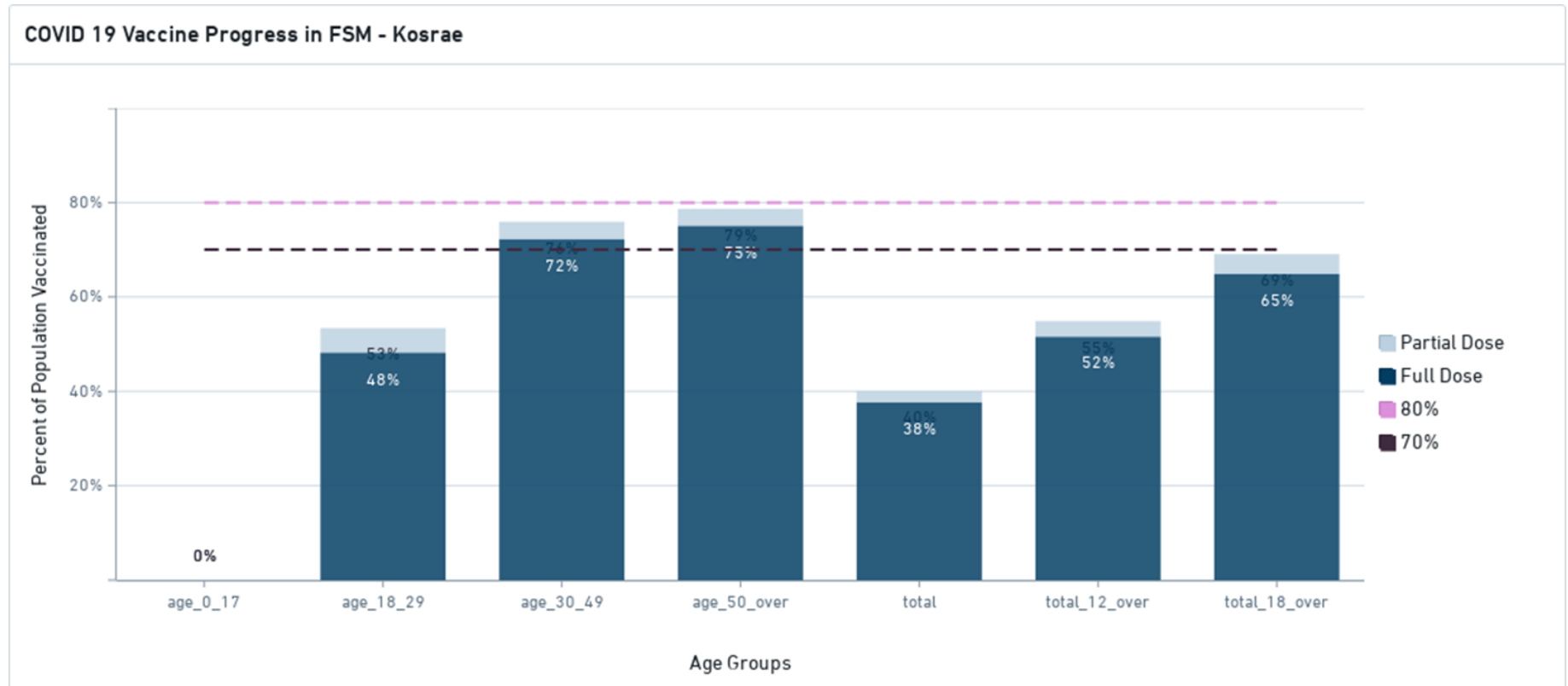
CDC/PIHOA one-on-one USAPI weekly check-ins
Week: 8/14/2021-8/20/2021



Source: Tiberius Dataset "Administration - Admin Zip - Reporting View"

CDC/PIHOA one-on-one USAPI weekly check-ins
Week: 8/14/2021-8/20/2021

Kosrae



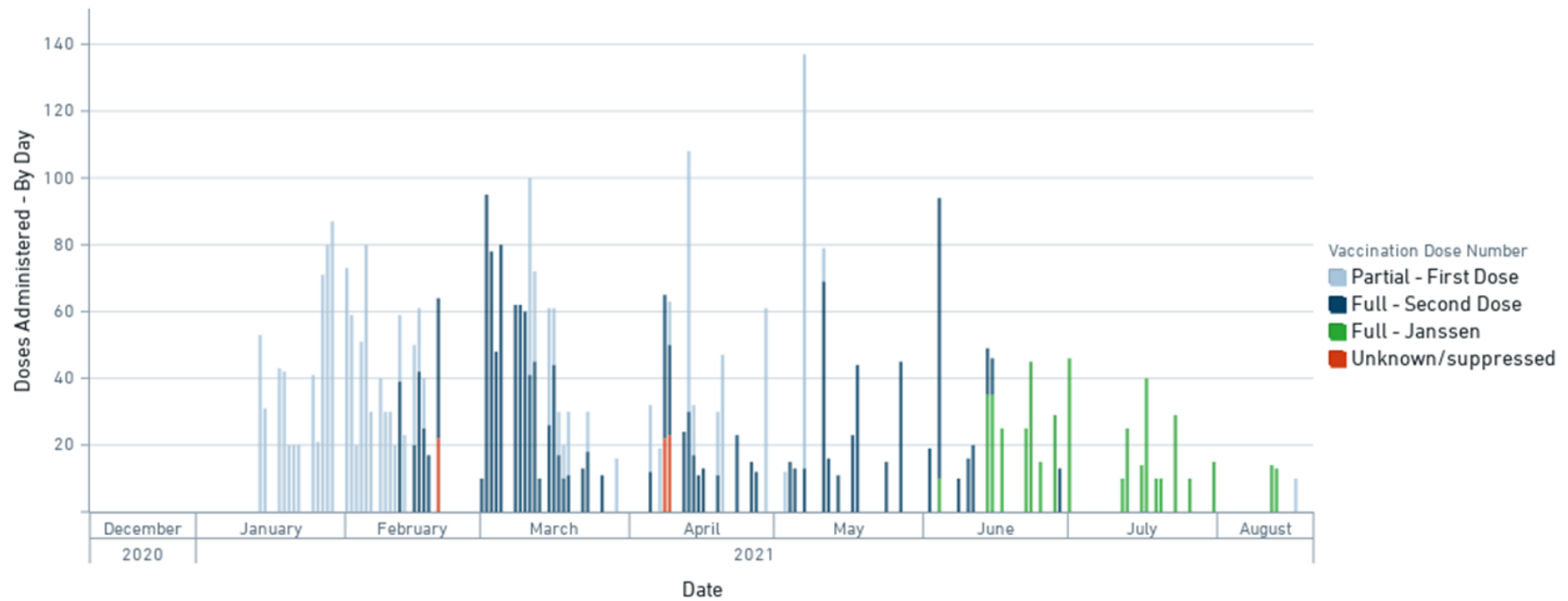
Eligible Population Defined Based on Vaccine Type Availability in a Jurisdiction: FSM - 18+ yrs

Percentages are capped at 100%

Source: Tiberius Dataset "Administration - Admin Zip - Reporting View"

CDC/PIHOA one-on-one USAPI weekly check-ins
Week: 8/14/2021-8/20/2021

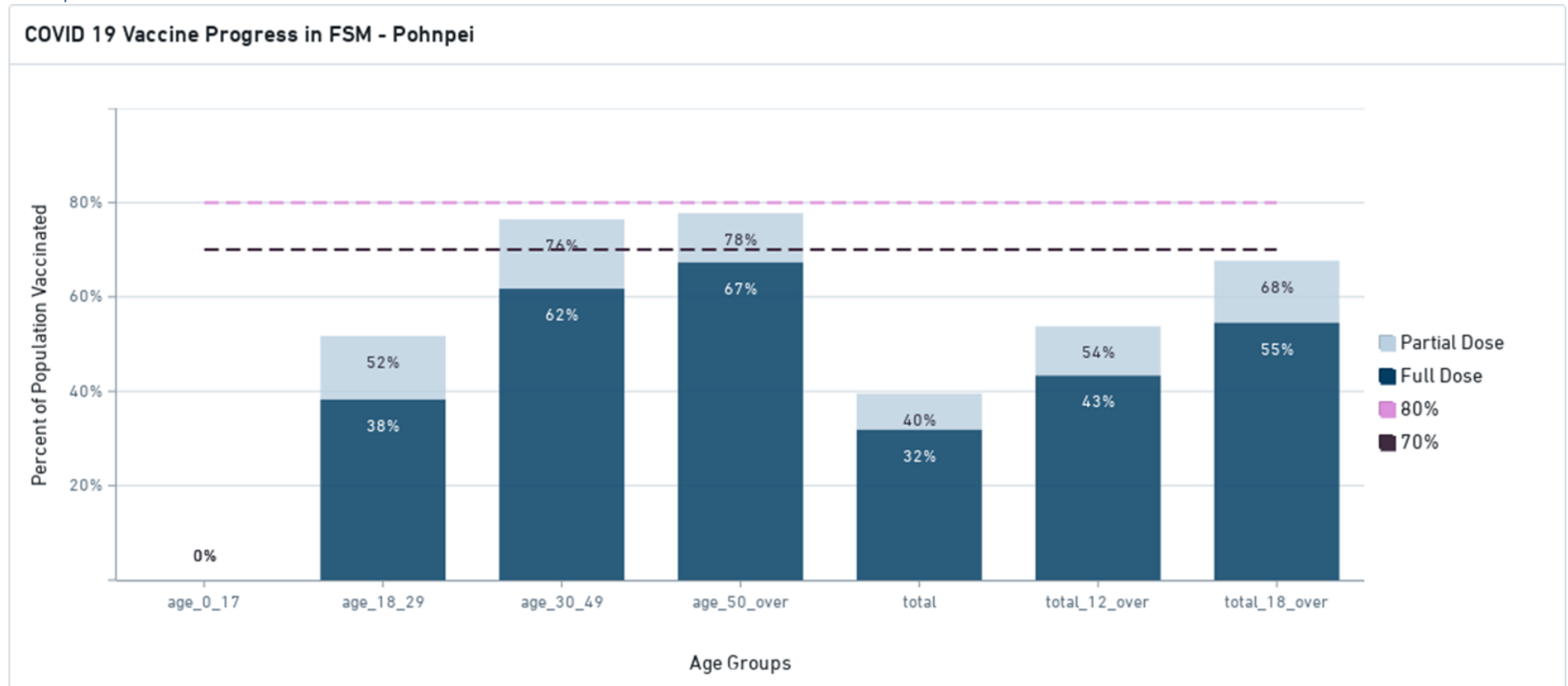
COVID-19 Vaccine Administration by Day in FSM - Kosrae



Source: Tiberius Dataset "Administration - Admin Zip - Reporting View"

CDC/PIHOA one-on-one USAPI weekly check-ins
Week: 8/14/2021-8/20/2021

Pohnpei

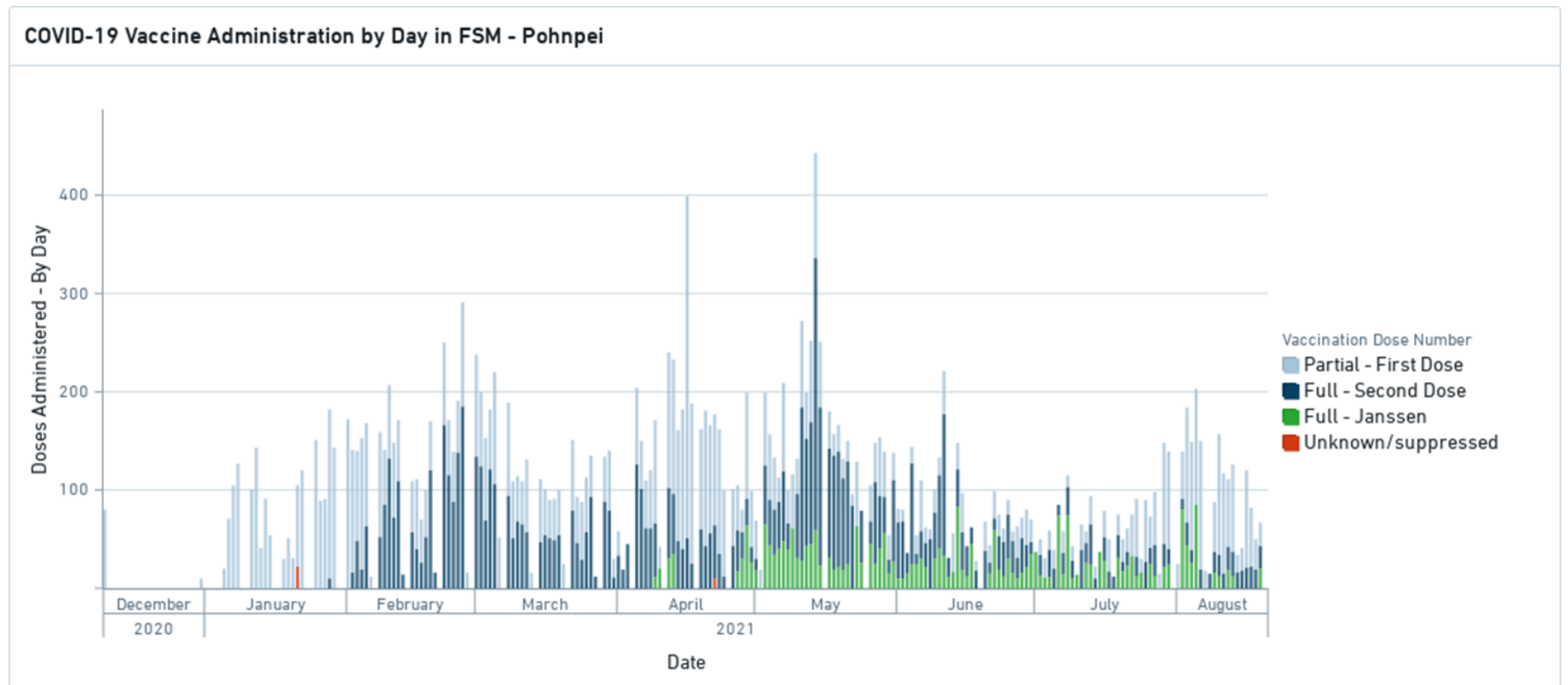


Eligible Population Defined Based on Vaccine Type Availability in a Jurisdiction: FSM - 18+ yrs

Percentages are capped at 100%

Source: Tiberius Dataset "Administration - Admin Zip - Reporting View"

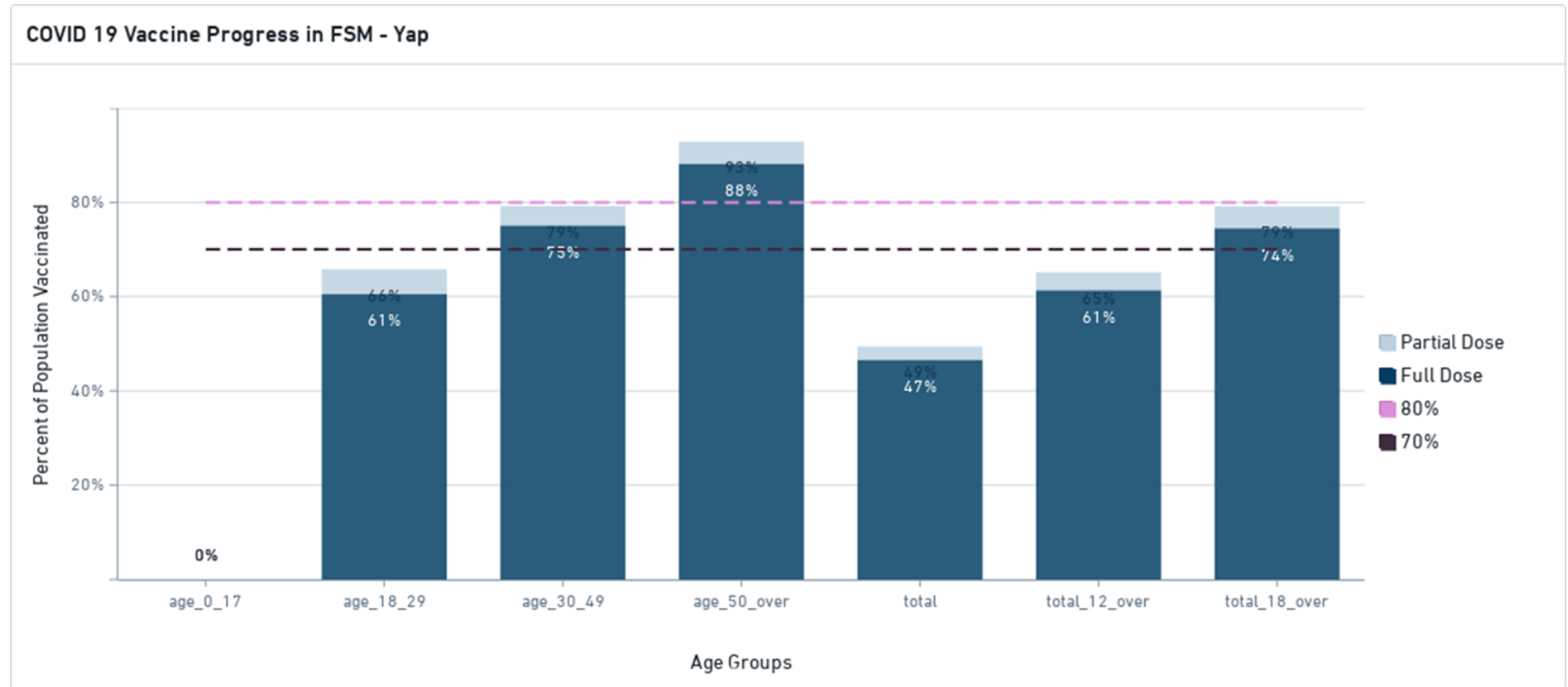
CDC/PIHOA one-on-one USAPI weekly check-ins
Week: 8/14/2021-8/20/2021



Source: Tiberius Dataset "Administration - Admin Zip - Reporting View"

CDC/PIHOA one-on-one USAPI weekly check-ins
Week: 8/14/2021-8/20/2021

Yap



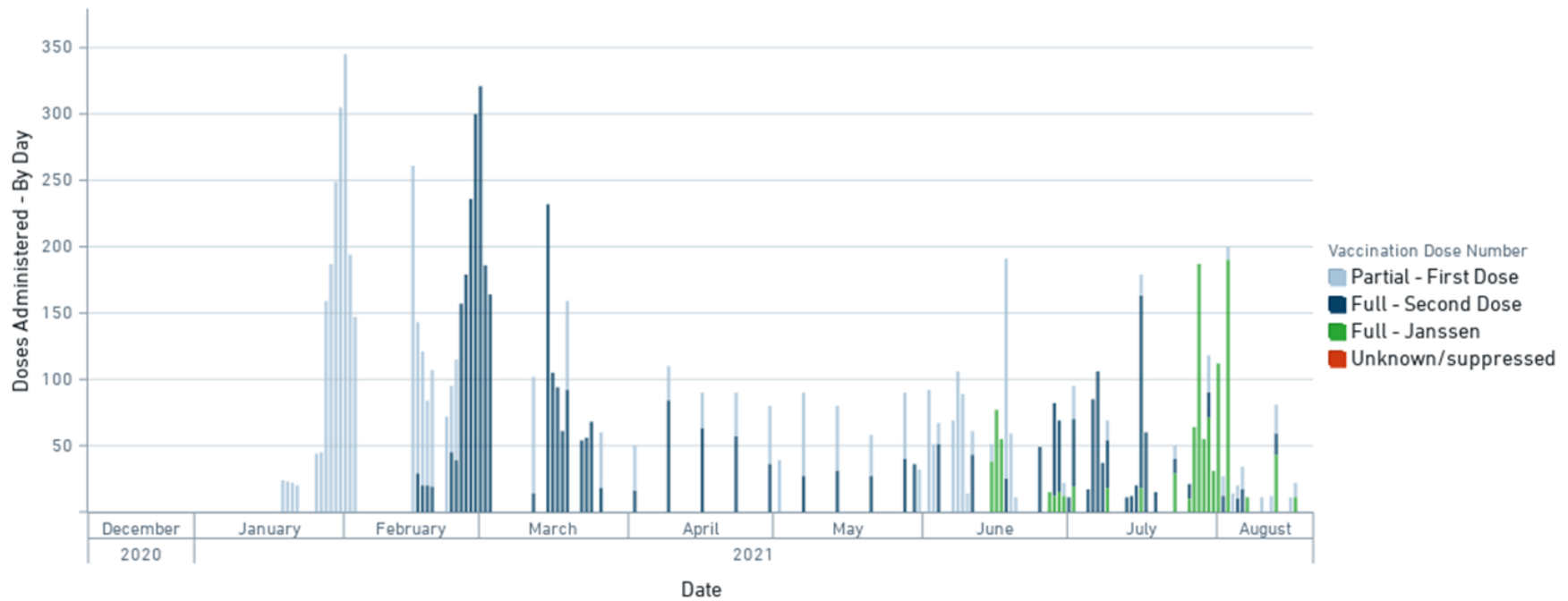
Eligible Population Defined Based on Vaccine Type Availability in a Jurisdiction: FSM - 18+ yrs

Percentages are capped at 100%

Source: Tiberius Dataset "Administration - Admin Zip - Reporting View"

CDC/PIHOA one-on-one USAPI weekly check-ins
Week: 8/14/2021-8/20/2021

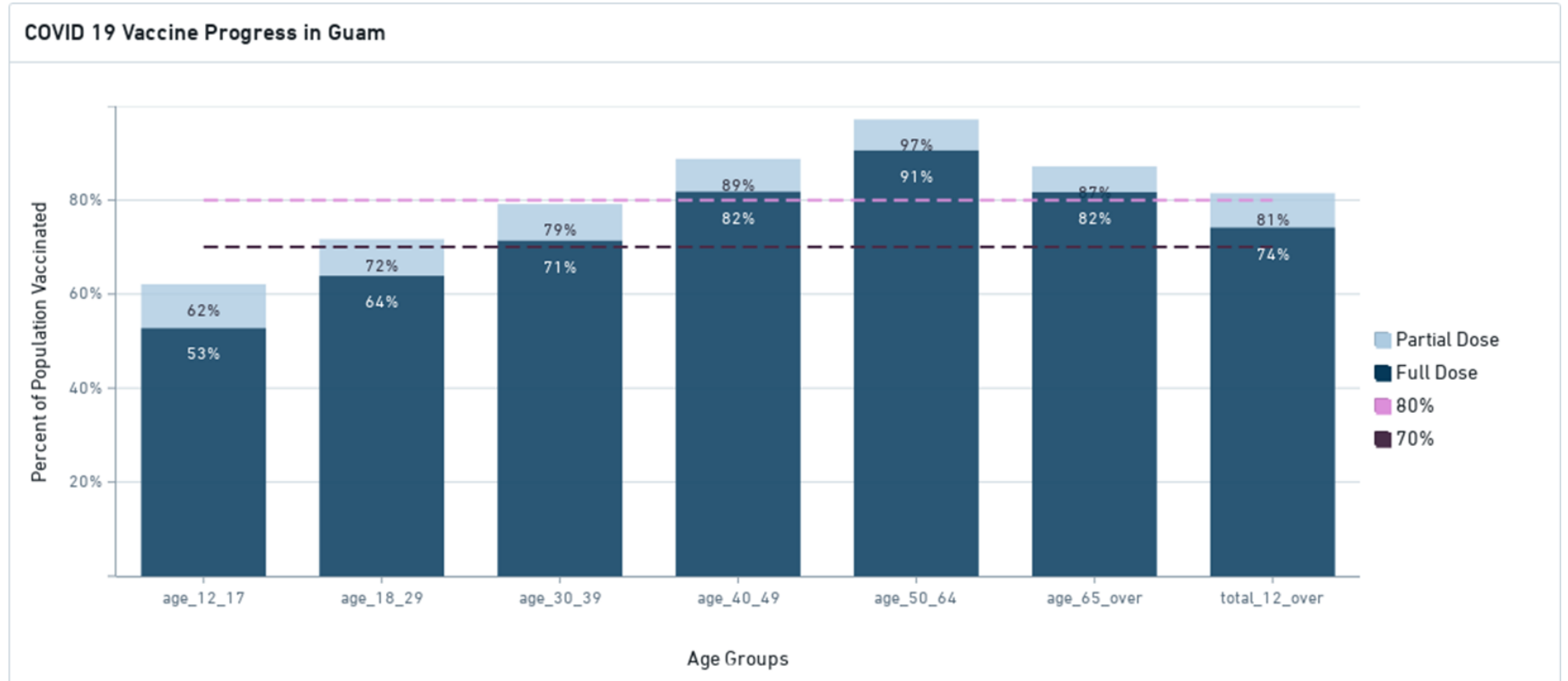
COVID-19 Vaccine Administration by Day in FSM - Yap



Source: Tiberius Dataset "Administration - Admin Zip - Reporting View"

CDC/PIHOA one-on-one USAPI weekly check-ins
Week: 8/14/2021-8/20/2021

Guam



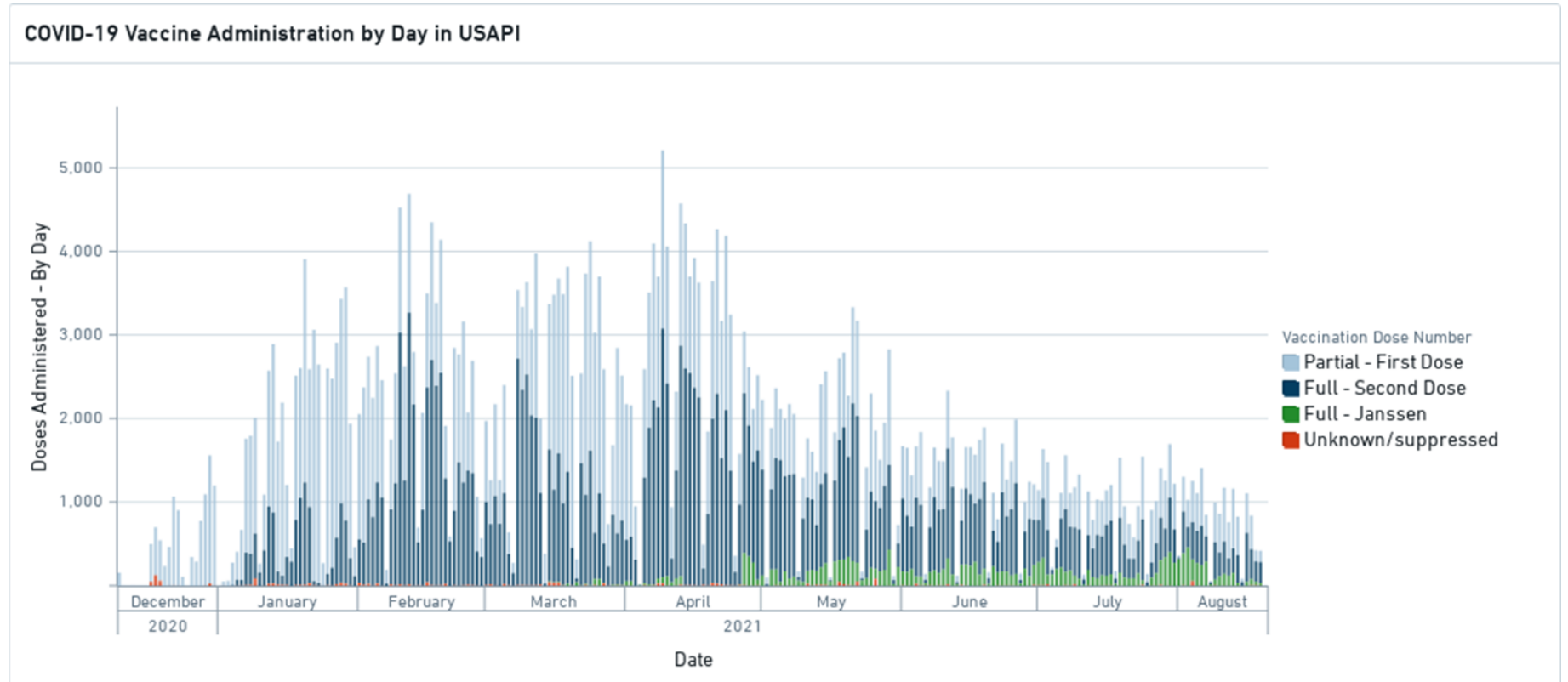
Eligible Population Defined Based on Vaccine Type Availability in a Jurisdiction: Guam - 12+ yrs

Metrics Include Jurisdiction, Pharmacy, and Federal Agency Data

Percentages are capped at 100%

Source: Tiberius Dataset "Administration - Admin Awardee - Reporting View"

CDC/PIHOA one-on-one USAPI weekly check-ins
Week: 8/14/2021-8/20/2021

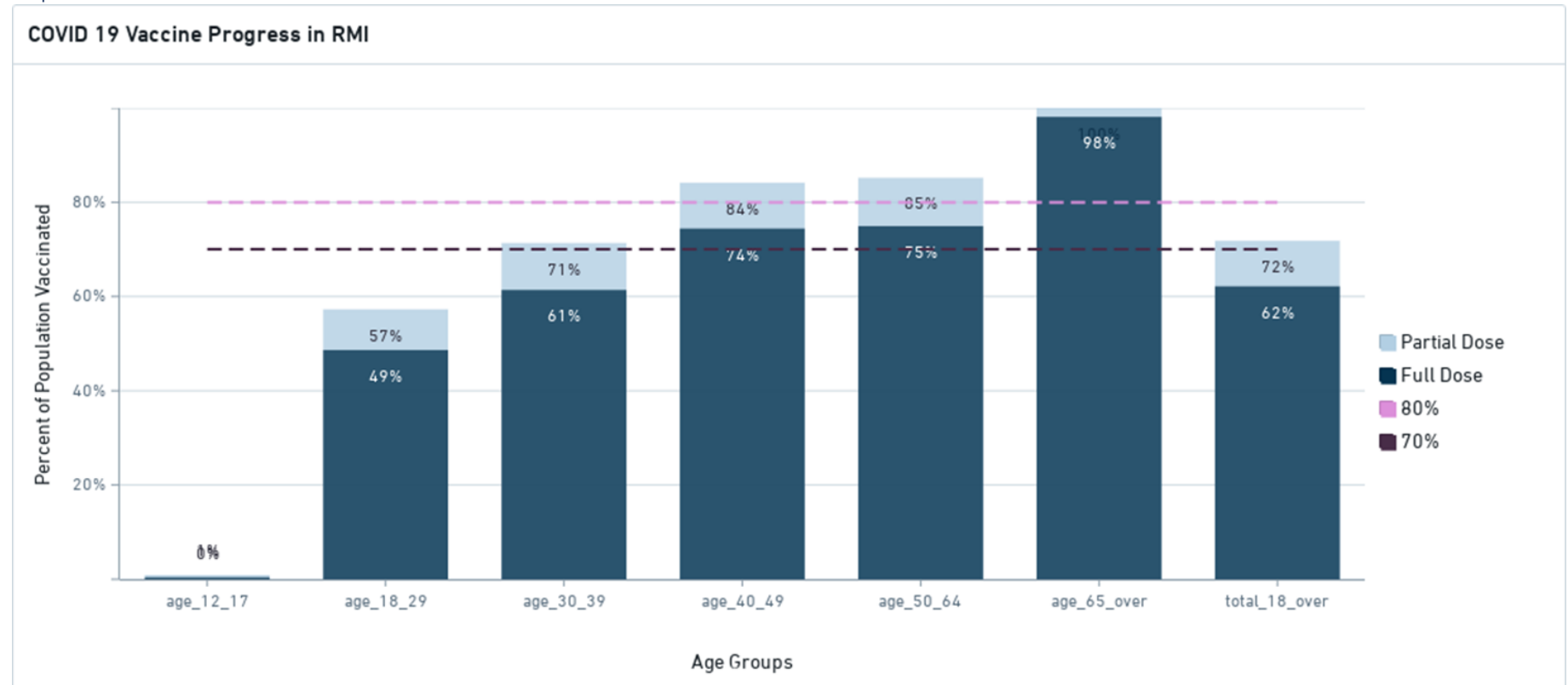


Source: Tiberius Dataset "Administration - Admin Awardee - Reporting View"

Metrics Include - Jurisdiction and Pharmacy Data, Exclude - Federal Agency Data

CDC/PIHOA one-on-one USAPI weekly check-ins
Week: 8/14/2021-8/20/2021

Republic of Marshall Islands

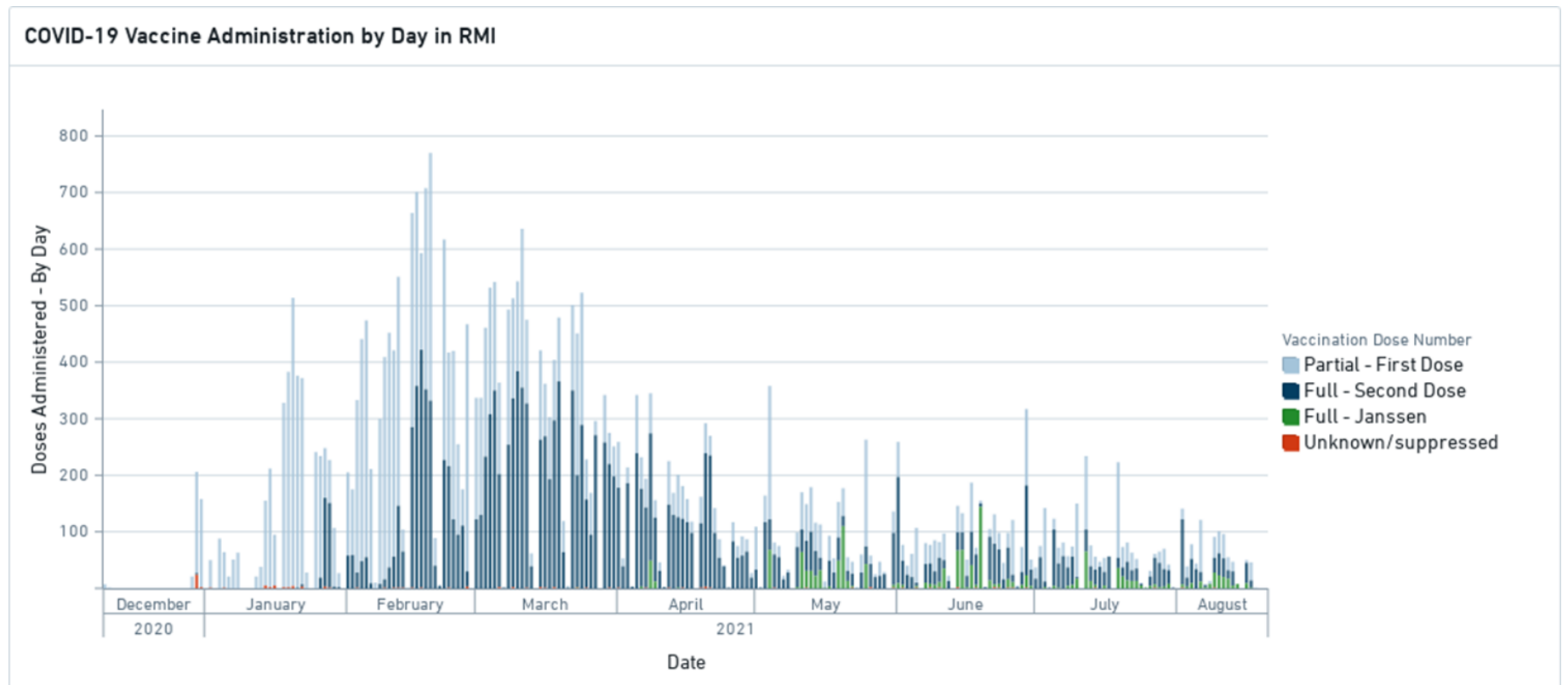


Eligible Population Defined Based on Vaccine Type Availability in a Jurisdiction: RMI - 18+ yrs

Percentages are capped at 100%

Source: Tiberius Dataset "Administration - Admin Awardee - Reporting View"

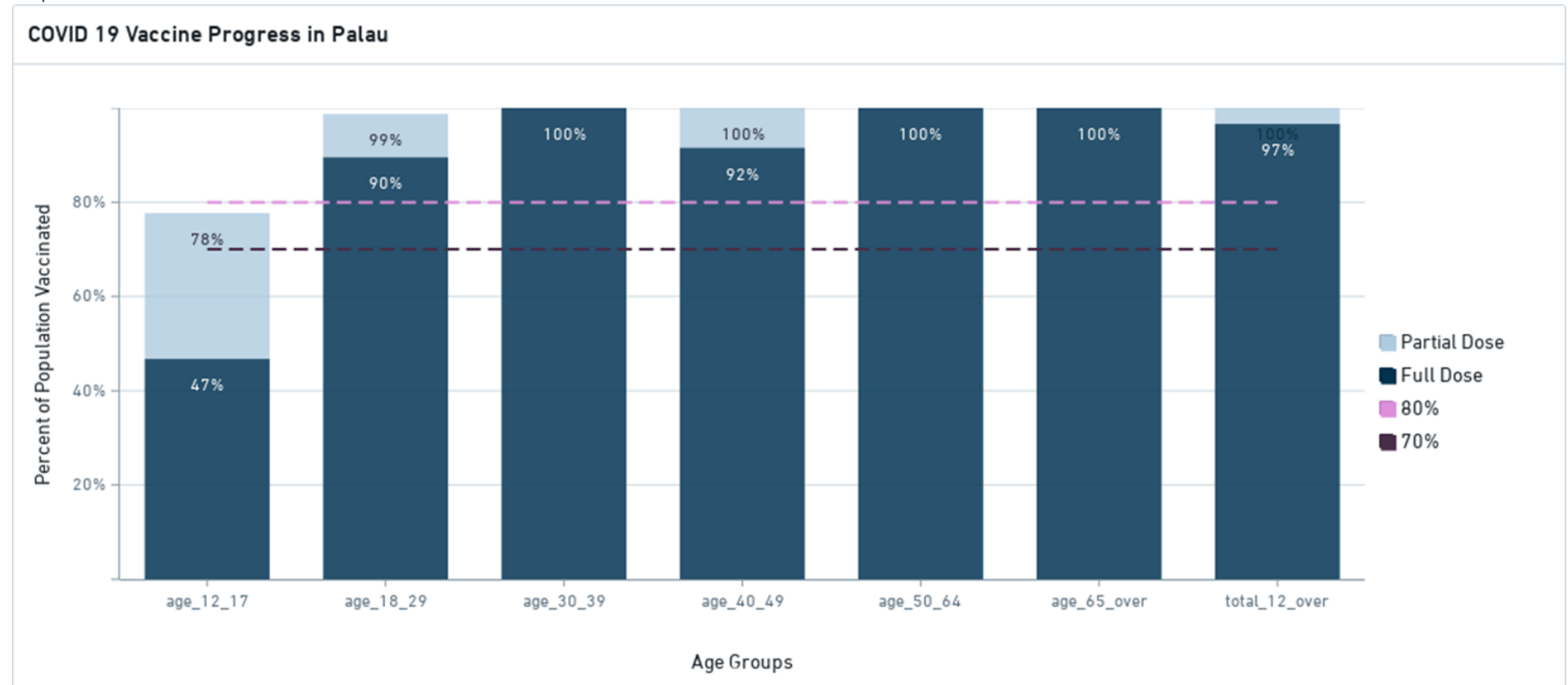
CDC/PIHOA one-on-one USAPI weekly check-ins
Week: 8/14/2021-8/20/2021



Source: Tiberius Dataset "Administration - Admin Awardee - Reporting View"

CDC/PIHOA one-on-one USAPI weekly check-ins
Week: 8/14/2021-8/20/2021

Republic of Palau

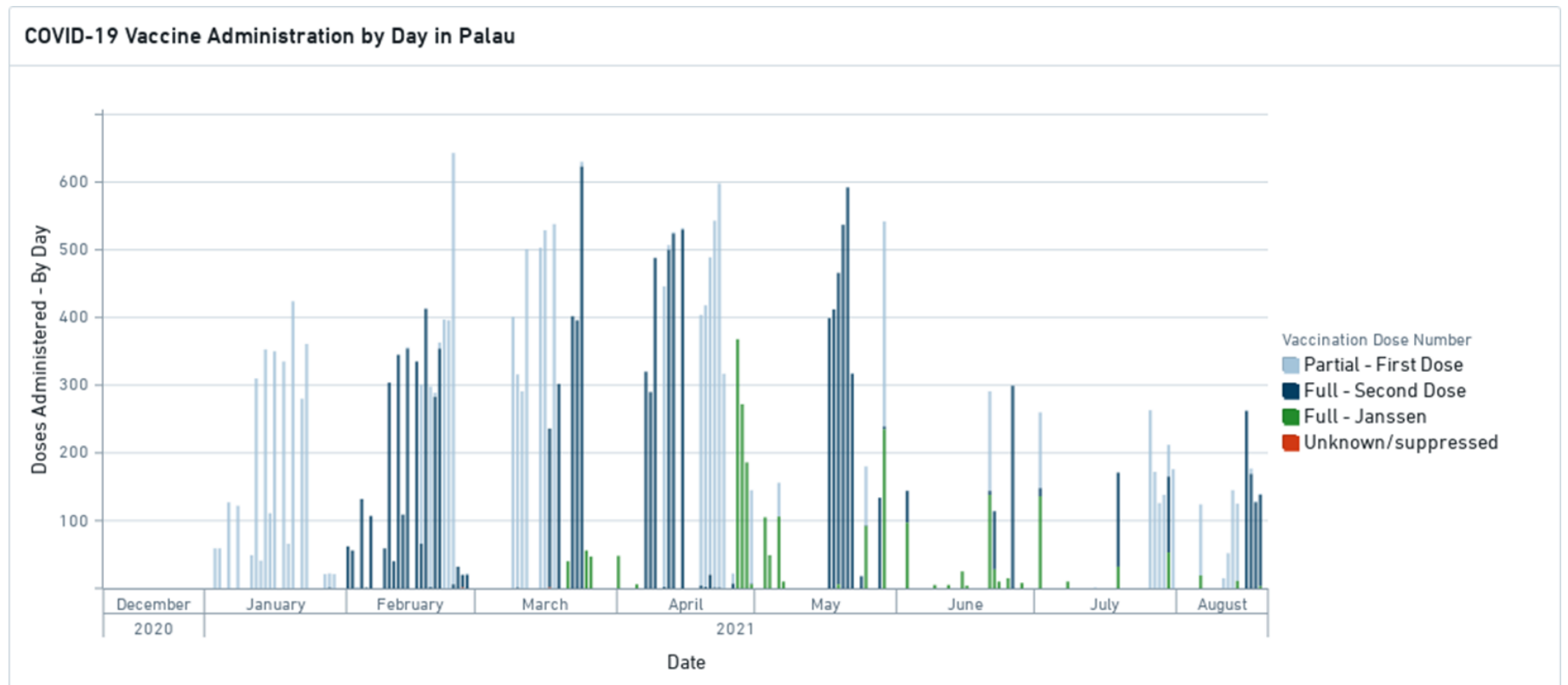


Eligible Population Defined Based on Vaccine Type Availability in a Jurisdiction: Palau - 12+ yrs

Percentages are capped at 100%

Source: Tiberius Dataset "Administration - Admin Awardee - Reporting View"

CDC/PIHOA one-on-one USAPI weekly check-ins
Week: 8/14/2021-8/20/2021



Source: Tiberius Dataset "Administration - Admin Awardee - Reporting View"

CDC/PIHOA one-on-one USAPI weekly check-ins
Week: 8/14/2021-8/20/2021

Sources:

Population Metrics

Palau: 2015 census <https://www.palagov.pw/wp-content/uploads/2017/02/2015-Census-of-Population-Housing-Agriculture-.pdf>

FSM: 2010 census <https://www.fsmstatistics.fm/social/population-statistics/>

American Samoa: 2010 census <https://americansamoa.prism.spc.int/social/demography/population-by-age-group.html>

CNMI: 2015 census <https://cccguam.org/wp-content/uploads/CNMI-Statistical-Yearbook-2015-02.10.2017-nxp.pdf>

Guam: 2010 census <https://www.census.gov/data/datasets/2010/dec/guam.html>

RMI: 2010 census

FSM (States): 2010 census <https://www.fsmstatistics.fm/wp-content/uploads/2020/04/2010-Summary-Analysis-Key-Indicators.pdf>