

**CDC/PIHOA one-on-one USAPI weekly check-ins**  
**Week: 10/2/2021-10/8/2021**

**Regional Summary:**

- COVID-19 cases
  - Guam has reported 16,058 total cases and 212 deaths with 890 new cases (↓ from 920 new cases reported last week) and 14 new deaths reported this week (↑ from 13 new death last week); test positivity 12.6% (↓ from 13.4% last week)
  - CNMI has reported 277 total cases and 3 deaths; 8 new cases (imported) and 1 new death reported this week; no community transmission
  - Palau has reported 8 total cases (6 travelers in restricted movement, 2 contacts) with 3 new cases this week (imported); no community transmission
  - American Samoa has reported 3 total cases (all imported) with 0 new cases reported this week
  - FSM and RMI have had no community transmission
- COVID-19 Vaccine distribution summary (See USAPI Vaccine Summary with 25 updated tables and figures listed below)
  - Based on jurisdictional reports: a total of 251,110 people in the region are fully vaccinated (79% of all eligible individuals / +2%)
    - An additional 11,878 people in the region are partially vaccinated (3% of eligible individuals in the region)
    - Note: eligible individuals are 12+ for AS, CNMI, Guam, Palau, Kosrae, Yap, and Majuro but still 18+ for Chuuk, Pohnpei, and Ebeye
  - Based on data submitted into Tiberius via WebIZ: **84% of all people aged 12 years and older have had at least one dose of a COVID-19 vaccine; 75% are fully vaccinated.** This percentage includes islands who have yet to start vaccinating their adolescents due to no Pfizer availability: Pohnpei, Chuuk, and Yap of the FSM. Note: RMI began Pfizer rollout in Majuro this week and Yap to begin Pfizer rollout next week.
  - Current percentages of eligible population **aged 12 and over** fully vaccinated (**with change from last week's data in parenthesis**):
    - **American Samoa: 79% (+1%)**
    - **FSM: Chuuk: 46% (+2%), Kosrae: 66% (+1%), Pohnpei: 53% (--%), Yap: 67% (+1%)**
    - **Guam: 86% (+2%)**
    - **RMI: 56% (--%)**
    - **CNMI: 83% (+1%)**
    - **Palau: >99% (--%)**
  - Outer island vaccinations: Outer Island coverage rates from jurisdictional outer island outreach activities due to difficulty in determining denominators and true residence in Tiberius.
    - **RMI Outer Islands:** At least one dose **36% (--%)**; Fully **26% (--%)**
    - **Yap Outer Islands:** At least one dose **98% (--%)**; Fully **95% (+2%)** (denominators adjusted to locally collected denominators)
    - **Chuuk Outer Islands (out of the lagoon):** Fully **31% (--%)** (OI numbers are incomplete)
    - **Pohnpei Outer Islands:** Fully **16% (--%)** (awaiting updated numbers)
- COVID-19 Containment strategies
  - Guam is allowing vaccinated travelers or unvaccinated travelers with negative test 72 hours prior to arrival to enter without testing or quarantine.
  - CNMI is allowing travelers with facility quarantine requirement (5-day test out option).
  - Palau is running regular Guam flights with quarantine exemptions for vaccinated travelers (but with restricted movement) and testing on days 1&5.
  - RMI has regular repat flights ongoing with HNL/in-country quarantine and testing requirements.
  - AS is running HNL flights using "Talofa Pass" system with pre-travel testing and AS quarantine (no longer HNL quarantine).
  - FSM continues smaller repat flights with Guam/FSM quarantine and testing requirements.
- COVID-19 Laboratory Testing capacity
  - Supplies of Abbott ID NOW, Abbott Binax, and GeneXpert are low in some USAPI as travel testing demands increase; difficulties with procurement.
- Community mitigation strategies
  - Guam is in PCOR-3 but is now requiring vaccination to enter indoor locations; schools also remain closed due to delta surge.
  - CNMI, American Samoa, FSM, Palau, and RMI have relaxed most mitigation measures.

**CDC/PIHOA one-on-one USAPI weekly check-ins**  
**Week: 10/2/2021-10/8/2021**

| <b>USAPI</b> | <b>COVID-19 cases</b>   | <b>Testing</b>  | <b>Containment</b>   | <b>Community Mitigation</b>   | <b>Medical Surge Preparedness</b>   | <b>Vaccine Updates</b>   |
|--------------|---|---|--|---|---|--|
| <b>AS</b>    | 3 cases (all imported); 0 new cases reported this week  | Abbott ID NOW (0 available), GeneXpert (1,809 available), and Abbott Binax NOW (3,920) testing on-island; LBJ is now running ABI 7500; ASDOH is also procuring ABI 7500 and expanding lab; 14,117 total samples have been tested; 381 in past week              | Borders remain closed to normal travel (until 2022); HNL flights resumed with testing requirements prior to departure, then 12 day AS quarantine with testing ("Talofa Pass" system; 236 in quarantine           | Social distancing measures have been relaxed and American Samoa is currently at "code blue" | 44 ventilators functional at LBJ (39 available); 132 beds (70 available); 7 ICU beds (1 available); 8 total isolation COVID beds in COVID tent outside of LBJ (8 available)<br><br>mAb in stock: 98<br>mAb used in past week: 0   | <b>Partially vaccinated:</b> 3,188 (as of 10/5)<br><br><b>Fully vaccinated:</b> 30,825 (as of 10/5)<br><br><b>% 12+ fully vaccinated:</b> 83.5%<br><br><b>% 12+ at least one dose:</b> 92.1% |
| <b>CNMI</b>  | 277 total cases and 3 total deaths; 8 new cases (imported) and 1 new death this week (imported case); 241 of the total cases were imported; no community transmission | Abbott ID NOW (168 available), GeneXpert (4,410 available), and Abbott Binax NOW (4,400 available) testing on-island; 66,905 total samples have been tested; 1,824 tests run in the past week; other platforms available are ABI 7500, Solgent DiaPlex, BioFire | Passengers are tested upon arrival, then retested after 5 days and required to complete a 5 to 7-day facility quarantine; 266 currently in facility quarantine (Kanoa and Marianas Resort); 7 cases in isolation | Social distancing efforts are relaxed and CNMI is currently in "code blue"                  | 46 usable ventilators (43 available); at CHCC- 75 hospital beds (28 available), 8 ICU beds (6 available); Kanoa hotel is set up as an alternative care site with ICU, medical ward, and step-down units; medical tent is outside of the hospital with 40 beds<br><br>mAb in stock: 71<br>mAb used in past week: 0 | <b>Partially vaccinated:</b> 872 (as of 10/8)<br><br><b>Fully vaccinated:</b> 35,028 (as of 10/8)<br><br><b>% 12+ fully vaccinated:</b> 84.6%<br><br><b>% 12+ at least one dose:</b> 86.7%   |

**CDC/PIHOA one-on-one USAPI weekly check-ins**  
**Week: 10/2/2021-10/8/2021**

|               |  |  |   |   |  |   |
|---------------|--|--|---|---|--|---|
| <b>Guam</b>   | 16,058 total cases with 212 deaths and 13,183 recovered; 890 (↑ 3%) new cases and 14 new deaths this week (↑ from 13 new deaths last week) | Now running ABI 7500, Abbott ID NOW (637 available), GeneXpert (3,000 available), and Abbott Binax NOW (24,975 available); 264,589 total tests conducted; 7,924 this week; 12.6% positivity rate (down from 13.4% last week) | Unvax travelers entering Guam: 10-day facility quarantine unless test 72 hrs prior to departure; Vax travelers: no quarantine with proof of vaccination 2,663 cases in isolation (2,428 home isolation, 92 facility isolation, 85 military isolation) | Guam remains in PCOR-3 although further restrictions have been put into place such as vaccine mandates to enter restaurants, bars, etc. and schools remain closed | 58 hospitalized cases (↑ 1 from last week)<br><br>mAb in stock: 299<br>mAb used in past week: 40                                 | <b>Partially vaccinated:</b> 912 (as of 10/8)<br><br><b>Fully vaccinated:</b> 109,801 (as of 10/8)<br><br><b>% 12+ fully vaccinated:</b> 80.5%<br><br><b>% 12+ at least one dose:</b> 81.2%   |
| <b>Chuuk</b>  | 0 cases  | Abbott ID NOW (48 available), GeneXpert (1,280 available), and Abbott Binax NOW (1,714 available) testing on-island; 2,326 total tests conducted on-island (all negative); mostly travel testing currently                   | Borders remain closed; currently not prepared for repatriation; still currently preparing facilities and protocols for repatriation (quarantine site needs to be established)   | Education is being conducted in communities; social distancing is being encouraged but not enforced   | 21 working ventilators; at hospital: 104 beds in shared wards, 9 ICU beds, 14 beds in isolation rooms, no negative air flow      | <b>Partially vaccinated:</b> 2,329 (as of 10/8)<br><br><b>Fully vaccinated:</b> 16,062 (as of 10/8)<br><br><b>% 18+ fully vaccinated:</b> 58.8%<br><br><b>% 18+ at least one dose:</b> 67.3%  |
| <b>Kosrae</b> | 0 cases (1 historical case detected in quarantine)   | Abbott ID NOW (48 available), GeneXpert (587 available), and Abbott Binax NOW (1,222 available) testing on-island; ~300 total tests conducted on-island; mostly travel testing currently                                     | Borders remain closed; 7 repatriated from RMI; 37 total repatriated from Guam; current repat protocols involve 10 days quarantine in Guam and 7 days in Pohnpei   | Community-level education by Risk Communication Committee; social distancing is being encouraged but not enforced   | 3 FEMA vents on-island; 45 hospital beds (2 ICU), 5 isolation rooms with no negative air flow; new quarantine facility completed | <b>Partially vaccinated:</b> 202 (as of 10/8)<br><br><b>Fully vaccinated:</b> 2,669 (as of 10/8)<br><br><b>%18+ completed vaccination:</b> 70.8%<br><br><b>% 18+ at least one dose:</b> 76.2% |

**CDC/PIHOA one-on-one USAPI weekly check-ins**  
**Week: 10/2/2021-10/8/2021**

|                |  |  |   |  |   |  |
|----------------|--|--|---|--|---|--|
| <b>Pohnpei</b> | 0 cases  | Abbott ID NOW (0 available), GeneXpert (1,040 available), and Abbott Binax NOW (9,252 available) testing on-island; 3,105 total tests conducted on-island; mostly travel testing currently; 0 tests run in past week | Borders remain closed; several small repatriation flights have now been conducted from Guam; current repat protocols involve 10 days quarantine in Guam and 7 days in Pohnpei               | Designated team developed for risk communication and currently conducting community education  | 14 total vents; 98 hospital beds (no ICU beds), 4 isolation rooms at hospital with negative air flow; MMA isolation center near the airport with 40 units; China Star hotel is a quarantine site (26 rooms)<br><br>mAb in stock: 458<br>mAb used in past week: 0 (these are for all of FSM) | <b>Partially vaccinated:</b> 1,981 (as of 10/8)<br><br><b>Fully vaccinated:</b> 14,458 (as of 10/8)<br><br><b>% 18+ fully vaccinated:</b> 61.8%<br><br><b>% 18+ at least one dose:</b> 70.2% |
| <b>Yap</b>     | 0 cases  | Abbott ID NOW (0 available), GeneXpert (472 available), and Abbott Binax NOW (2,825 available) testing on-island; 3,205 total tests conducted on-island (all negative); 81 tests conducted in past week              | Borders remain closed; 77 total repatriated; Yap repat protocols require 10-day quarantine in Guam and 14 days in Yap with testing; 22 currently in quarantine                              | Social distancing is being encouraged but not enforced; community education is ongoing (currently focused on vaccines) and expanded to outer islands     | 20 working ventilators on-island; 38 hospital beds, 2 isolation rooms with negative air flow; folding houses have now been set up and completed for isolation; quarantine facility secured  | <b>Partially vaccinated:</b> 191 (as of 10/8)<br><br><b>Fully vaccinated:</b> 5,782 (as of 10/8)<br><br><b>% 18+ fully vaccinated:</b> 82.8%<br><br><b>% 18+ at least one dose:</b> 85.5%    |
| <b>Palau</b>   | 8 cases (6 travelers and 2 contacts); 3 new cases reported this week; no community transmission detected | PCR (Roche LightCycler 480), Abbott ID NOW (456 available), GeneXpert (1,780 available), and Abbott Binax NOW (1,880 available) testing on-island; 10,582 total tests conducted; 388 tests conducted in past week    | Some passenger flights (Guam, Taiwan) and military flights ongoing; vaccinated travelers from Guam have no quarantine; 5,243 inbound travelers since April 2020; 42 currently in quarantine | Education using various media; daily sitreps; normal operations have resumed with promotion of hand hygiene, cough etiquette, and staying home when sick | 80 hospital beds, 4 ICU beds, 5 isolation rooms with negative air flow; various quarantine sites available; 36 working ventilators on-island<br><br>mAb in stock: 453<br>mAb used in past week: 0   | <b>Partially vaccinated:</b> no longer reported<br><br><b>Fully vaccinated:</b> 16,152 (as of 10/8)<br><br><b>% 12+ fully vaccinated:</b> >100%  |

**CDC/PIHOA one-on-one USAPI weekly check-ins**  
**Week: 10/2/2021-10/8/2021**

|                                |   |   |  |   |  |  |
|--------------------------------|---|---|--|---|--|--|
| <b>RMI-<br/>Majuro<br/>+OI</b> | 0 cases   | Abbott ID NOW (0 available), GeneXpert (1,420 available), and Abbott Binax NOW (4,240 available) testing on-island; running ~150 tests per week | Borders are closed until at least 10/31/21; Travel Advisory #30 in effect  | Multiple media strategies including community meetings; normal activities have resumed; social distancing being encouraged but not enforced | 20 total vents on-island; 108 hospital beds (3 ICU), 8 isolation rooms (1 with negative air flow); new isolation building (8 isolation rooms with negative air flow) completed; new quarantine facility (24 beds) built and old facility still usable (80 beds)<br><br>mAb in stock: 0<br>mAb used in past week: 0 | <b>Partially vaccinated:</b> 2,002 (as of 10/5)<br><br><b>Fully vaccinated:</b> 14,996 (as of 10/5)<br><br><b>% 18+ fully vaccinated:</b> 65.5%<br><br><b>% 18+ at least one dose:</b> 74.3% |
| <b>RMI-<br/>Kwaj</b>           | 4 cases imported into Kwajalein and identified in quarantine facility (4 recovered, 0 active) | Abbott ID NOW (0 available), GeneXpert (440 available), and Abbott Binax NOW (3,920 available) testing on-island; running ~20 tests per week    | Borders are closed until at least 10/31/21; Travel Advisory #30 in effect; 1,970 individuals have been repatriated to Kwajalein base; HNL repat is ongoing [7 days HNL facility Q +14 days Kwaj facility Q w/ multiple tests]; repatriated individuals are being quarantined at Kwaj Lodge on Kwajalein base (114 currently in quarantine) | Limited social distancing occurring but implementing some safety measures   | 13 vents on-island; isolation facility is being built and renovated TB trailer is being prepared (6 beds) for temporary isolation<br><br>mAb in stock: 0<br>mAb used in past week: 0   | <b>Partially vaccinated:</b> 201 (as of 10/5)<br><br><b>Fully vaccinated:</b> 5,337 (as of 10/5)<br><br><b>% 18+ fully vaccinated:</b> 88.5%<br><br><b>% 18+ at least one dose:</b> 91.8%    |

CDC/PIHOA one-on-one USAPI weekly check-ins  
Week: 10/2/2021-10/8/2021

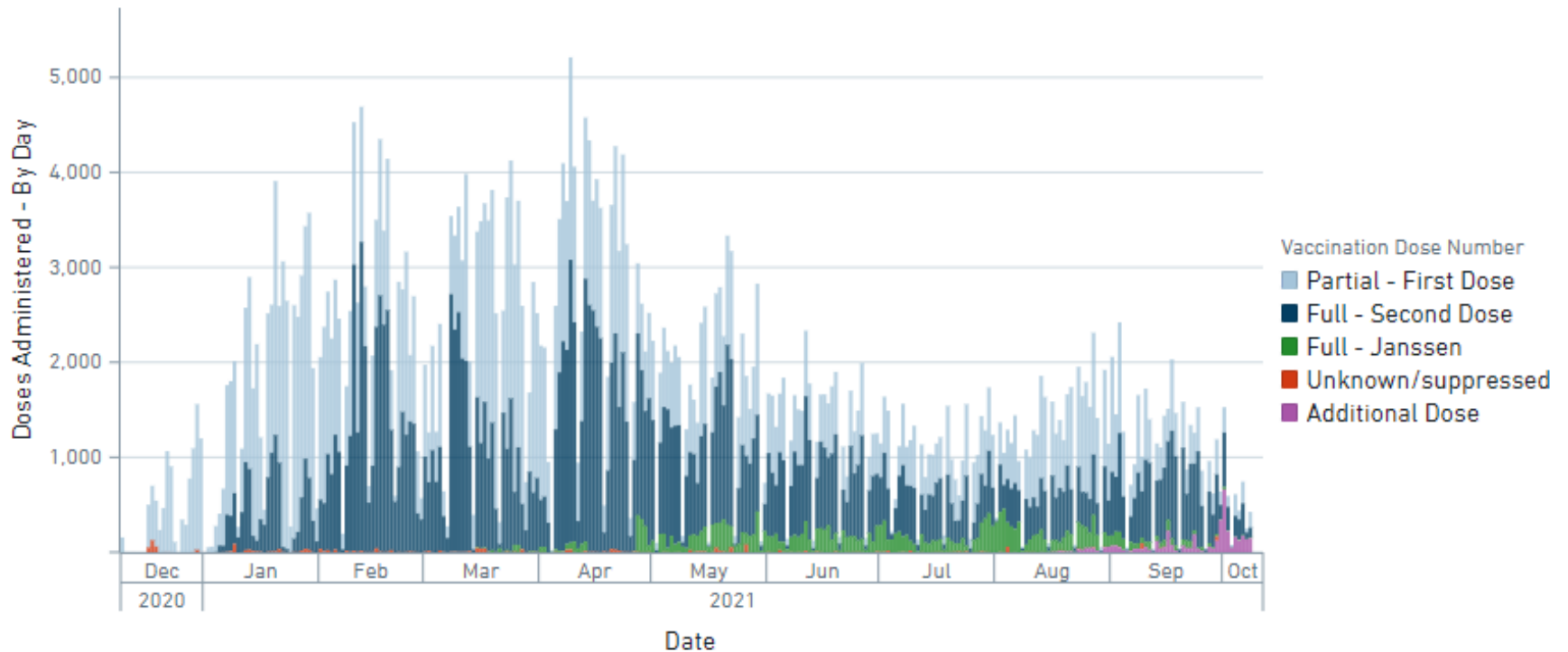
## USAPI Vaccine Summary Tables and Charts:

*\*Note that all data except for those detailing Outer Island coverage rates comes directly from Tiberius. Thank you to Katrina Myers and the entire USAPI Tiberius Team for helping assemble "Dr. B's Famous Slide-set." Thank you to the jurisdictions who enter this data into WebIZ each day to keep it up to date.*

*\*Outer Island data was provided by each jurisdiction based on their outer island outreach activities. Because of this, there may be discrepancies between the two data sets (Tiberius and the Jurisdiction Outer Island Data). Also, some jurisdictions have yet to report their data in detail. Thank you to Dr. Haley Cash for assembling the Outer Island table and each of the jurisdictions for collecting and reporting this unique, yet important data.*

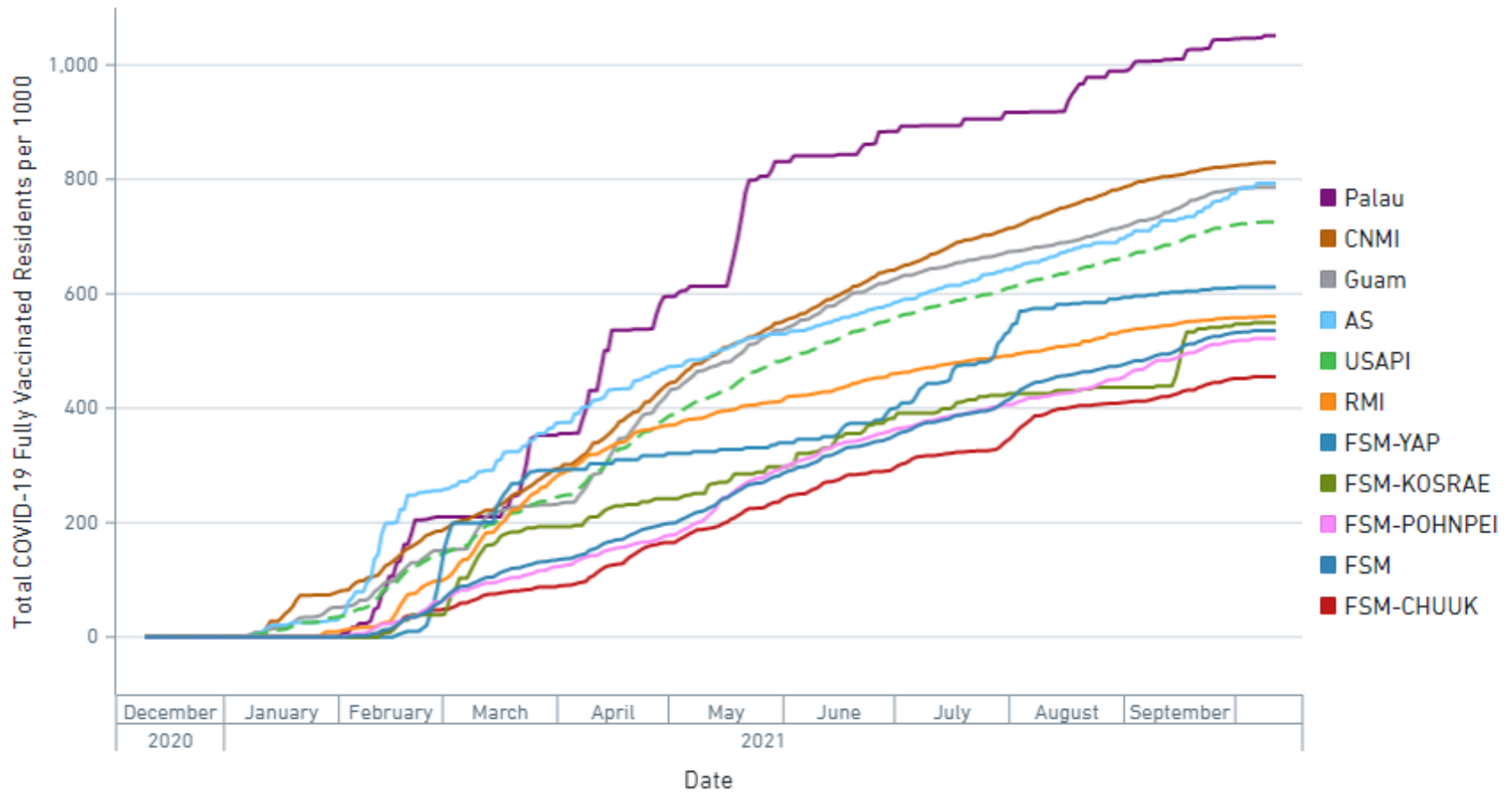
### US-affiliated Pacific Islands Region

#### COVID-19 Vaccine Administration by Day in USAPI



CDC/PIHOA one-on-one USAPI weekly check-ins  
Week: 10/2/2021-10/8/2021

Cumulative COVID-19 Fully Vaccinated Residents in USAPI (per 1000 eligible residents)



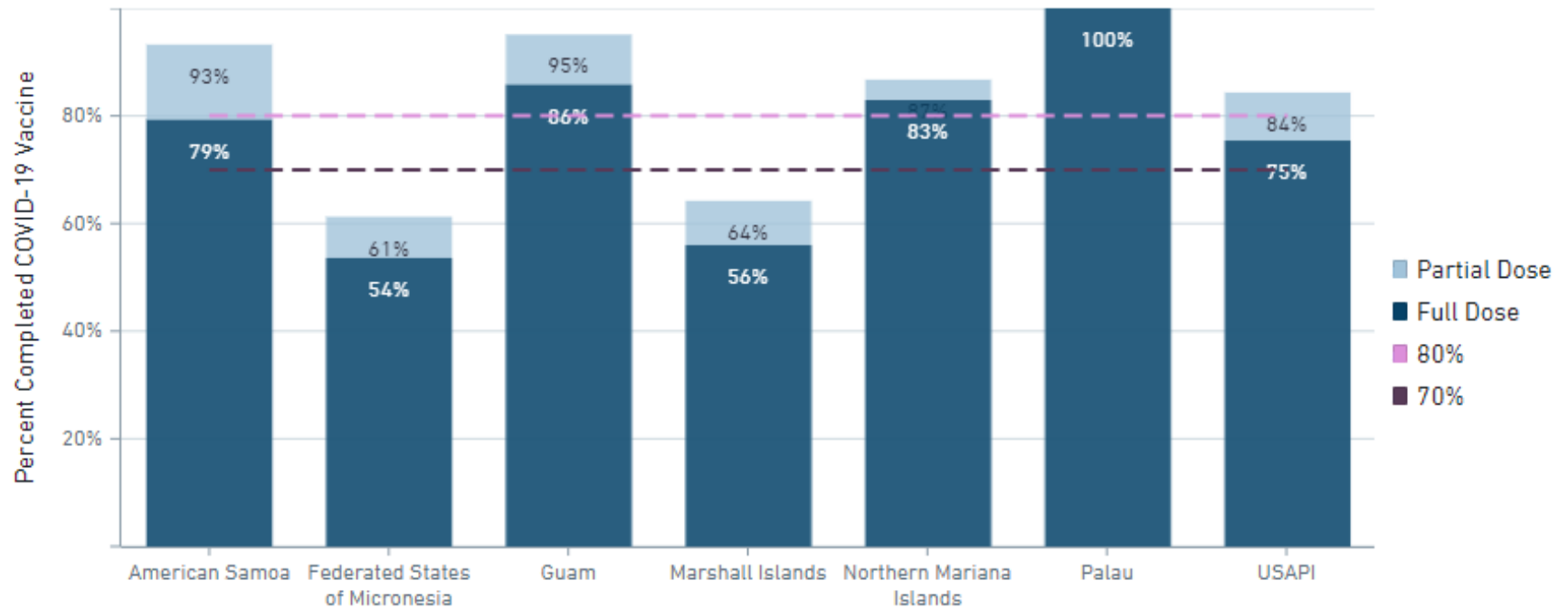
**CDC/PIHOA one-on-one USAPI weekly check-ins**  
**Week: 10/2/2021-10/8/2021**

| Jurisdiction             | Population<br>Aged 12+ | Fully<br>Vaccinated | Percent Fully<br>Vaccinated | Partially<br>Vaccinated | Percent<br>Partially<br>Vaccinated | Unvaccinated  | Percent<br>Unvaccinated |
|--------------------------|------------------------|---------------------|-----------------------------|-------------------------|------------------------------------|---------------|-------------------------|
| American Samoa           | 36,943                 | 29,289              | 79%                         | 34,461                  | 93%                                | 2,482         | 7%                      |
| FSM-CHUUK                | 35,307                 | 16,369              | 46%                         | 19,242                  | 54%                                | 16,065        | 46%                     |
| FSM-KOSRAE               | 4,805                  | 3,176               | 66%                         | 3,507                   | 73%                                | 1,298         | 27%                     |
| FSM-POHNPEI              | 26,590                 | 14,219              | 53%                         | 16,487                  | 62%                                | 10,103        | 38%                     |
| FSM-YAP                  | 8,616                  | 5,749               | 67%                         | 5,935                   | 69%                                | 2,681         | 31%                     |
| Guam                     | 136,291                | 116,948             | 86%                         | 129,678                 | 95%                                | 6,613         | 5%                      |
| Marshall Islands         | 35,800                 | 20,053              | 56%                         | 23,018                  | 64%                                | 12,782        | 36%                     |
| Northern Mariana Islands | 41,401                 | 34,337              | 83%                         | 35,911                  | 87%                                | 5,490         | 13%                     |
| Palau                    | 14,748                 | 15,502              | 100%                        | 17,754                  | 100%                               | -             | 0%                      |
| <b>USAPI</b>             | <b>348,305</b>         | <b>255,642</b>      | <b>75%</b>                  | <b>285,993</b>          | <b>84%</b>                         | <b>52,949</b> | <b>16%</b>              |



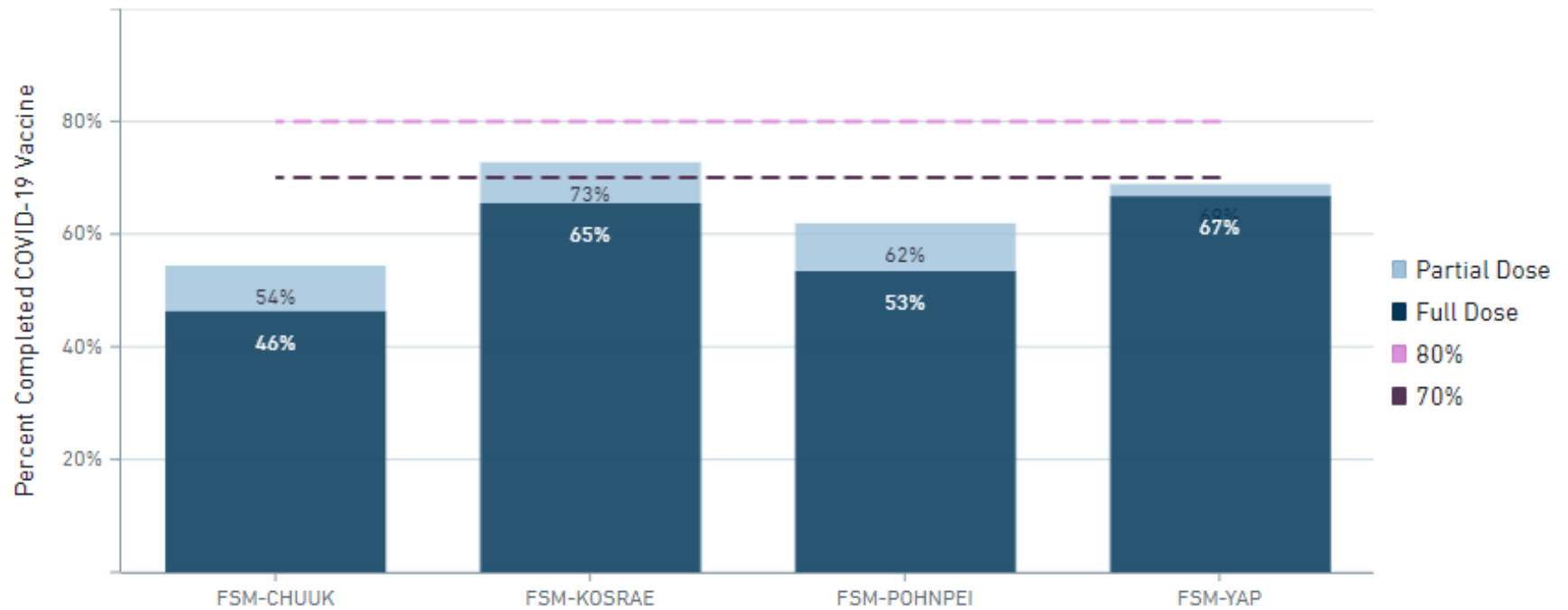
CDC/PIHOA one-on-one USAPI weekly check-ins  
Week: 10/2/2021-10/8/2021

Striving for 80% USAPI COVID-19 Vaccine Progress (12+ yrs old as eligible population)



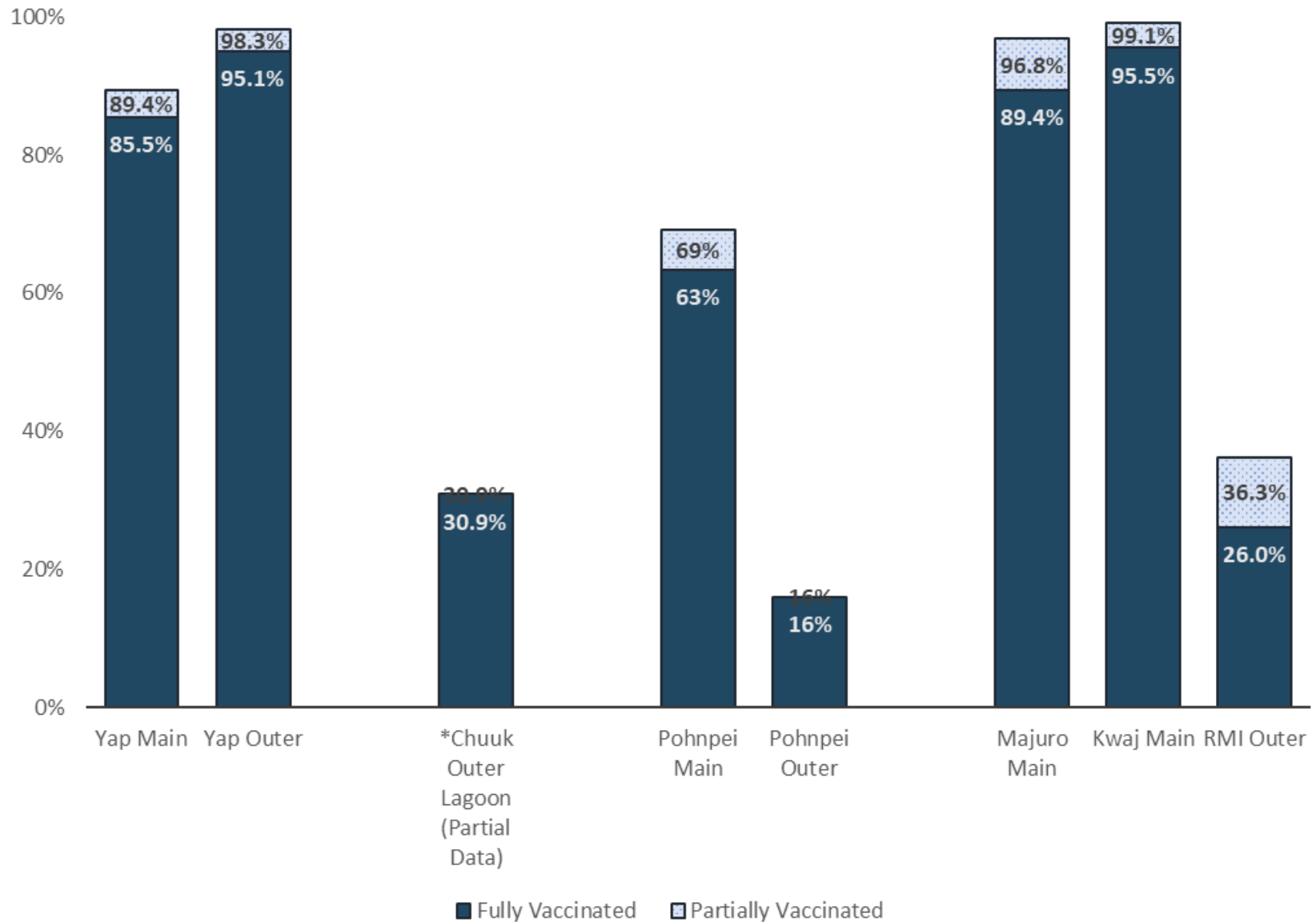
CDC/PIHOA one-on-one USAPI weekly check-ins  
Week: 10/2/2021-10/8/2021

Striving for 80% USAPI COVID-19 Vaccine Progress (12+ yrs old as eligible population) (FSM States)



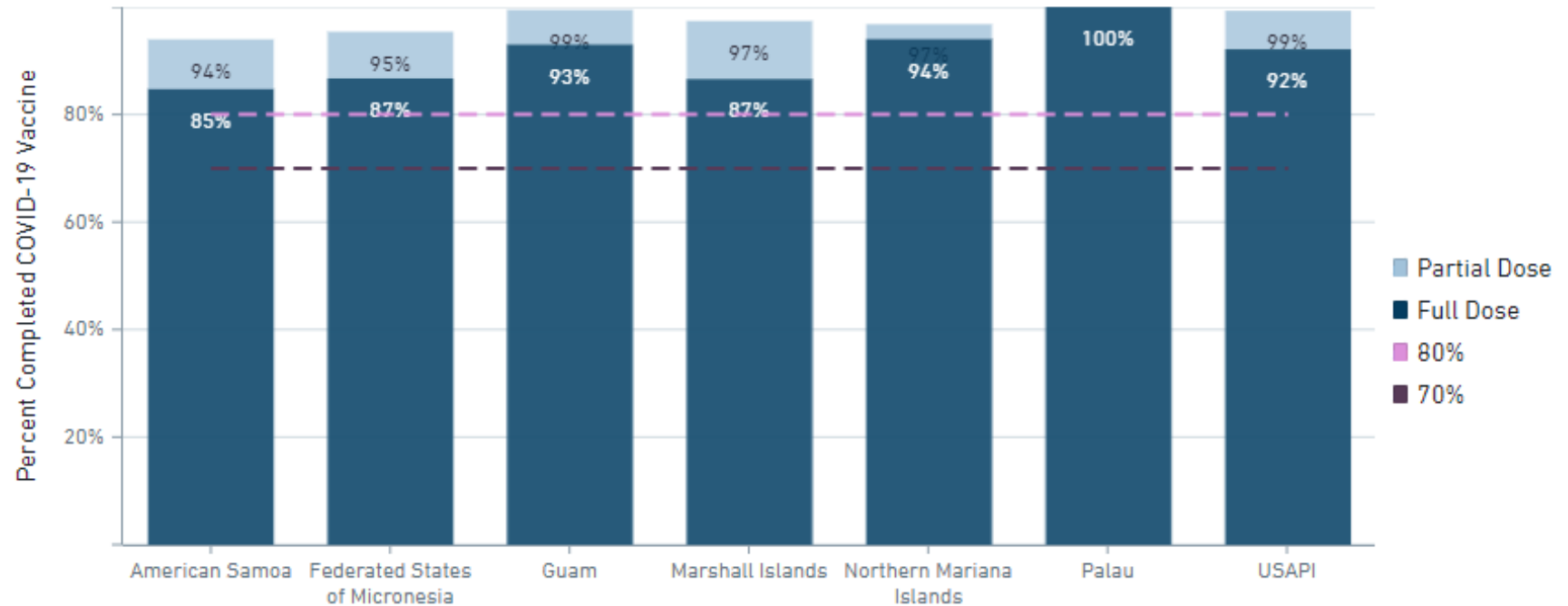
CDC/PIHOA one-on-one USAPI weekly check-ins  
Week: 10/2/2021-10/8/2021

COVID-19 Vaccination Coverage Rates of those aged 18 and over for Main Islands  
and Outer Islands, based on jurisdictional reports; USAPI as of 10/13/21



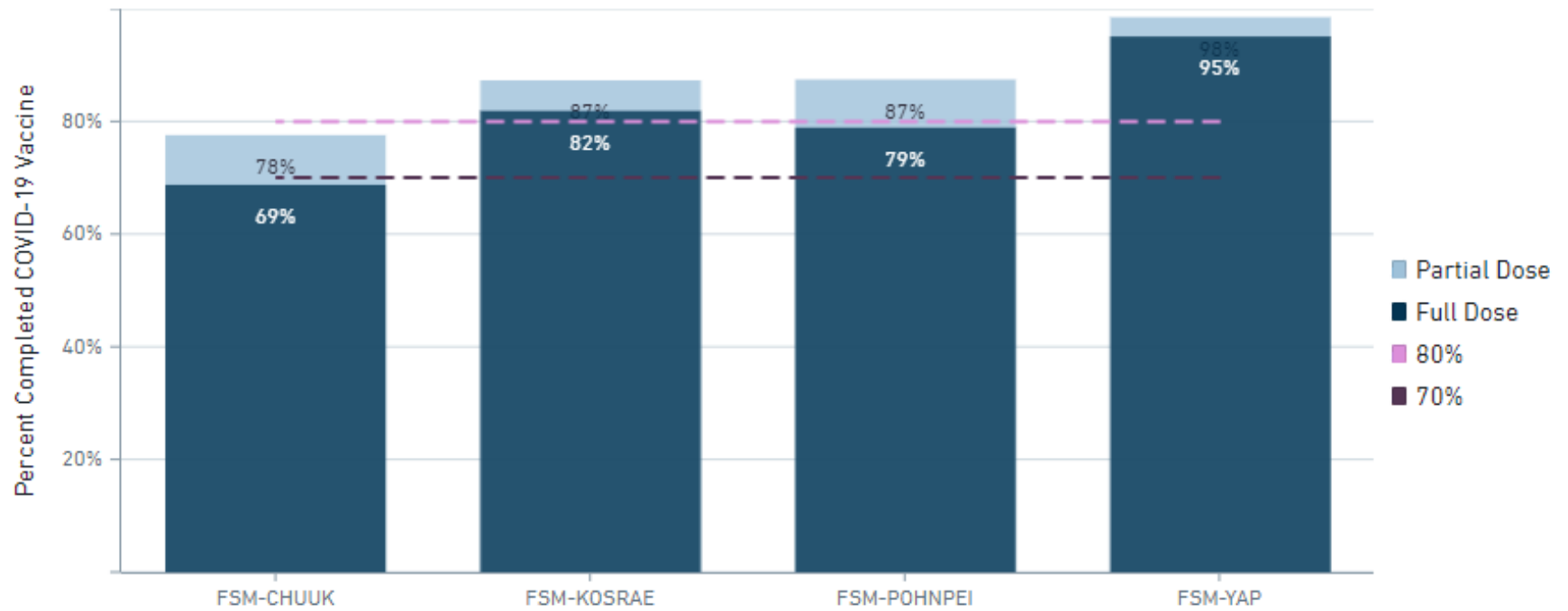
CDC/PIHOA one-on-one USAPI weekly check-ins  
Week: 10/2/2021-10/8/2021

USAPI COVID-19 Vaccine Progress: 50 yrs and over



CDC/PIHOA one-on-one USAPI weekly check-ins  
Week: 10/2/2021-10/8/2021

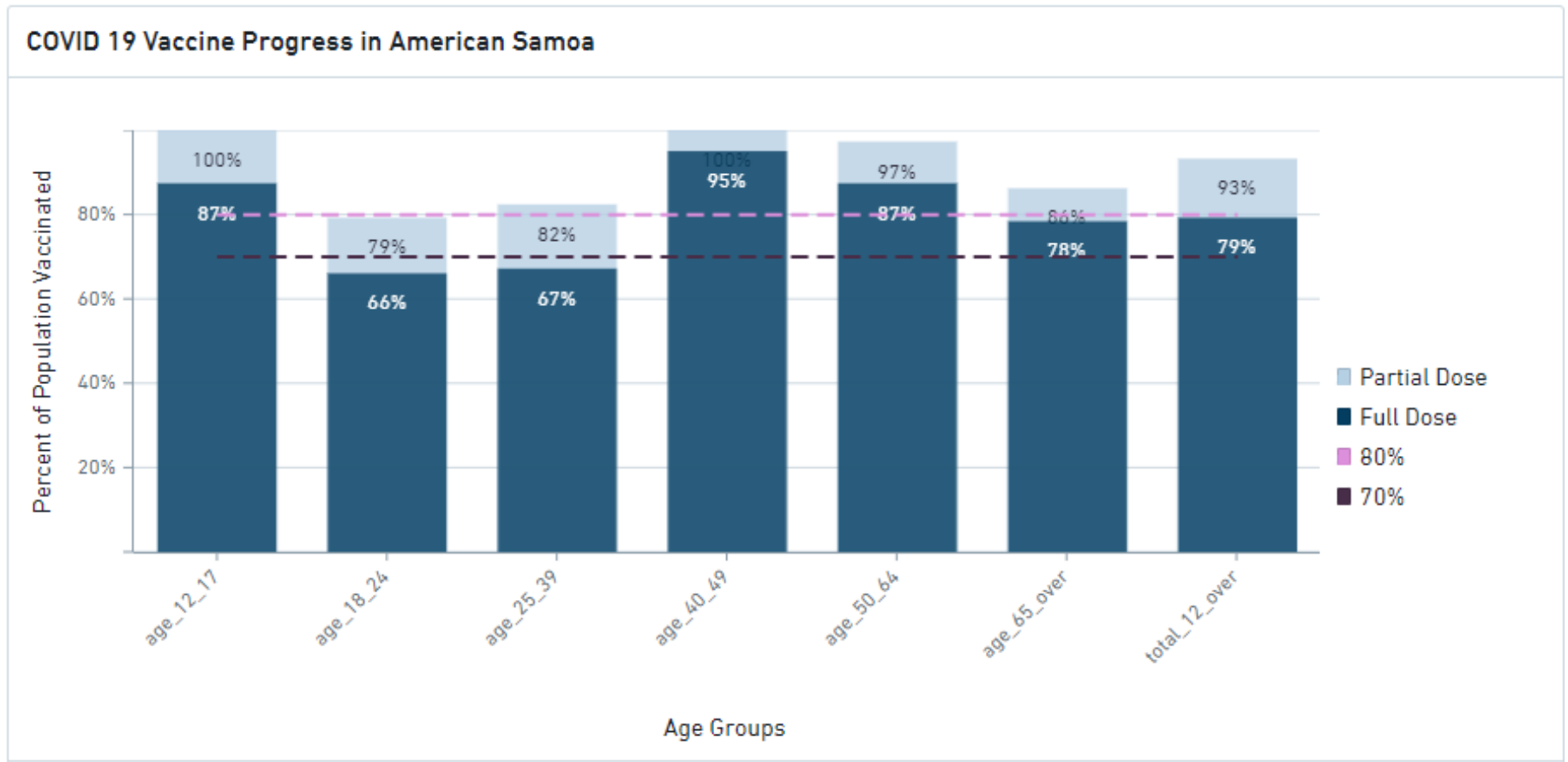
USAPI COVID-19 Vaccine Progress: 50 yrs and over (FSM States)



CDC/PIHOA one-on-one USAPI weekly check-ins  
Week: 10/2/2021-10/8/2021

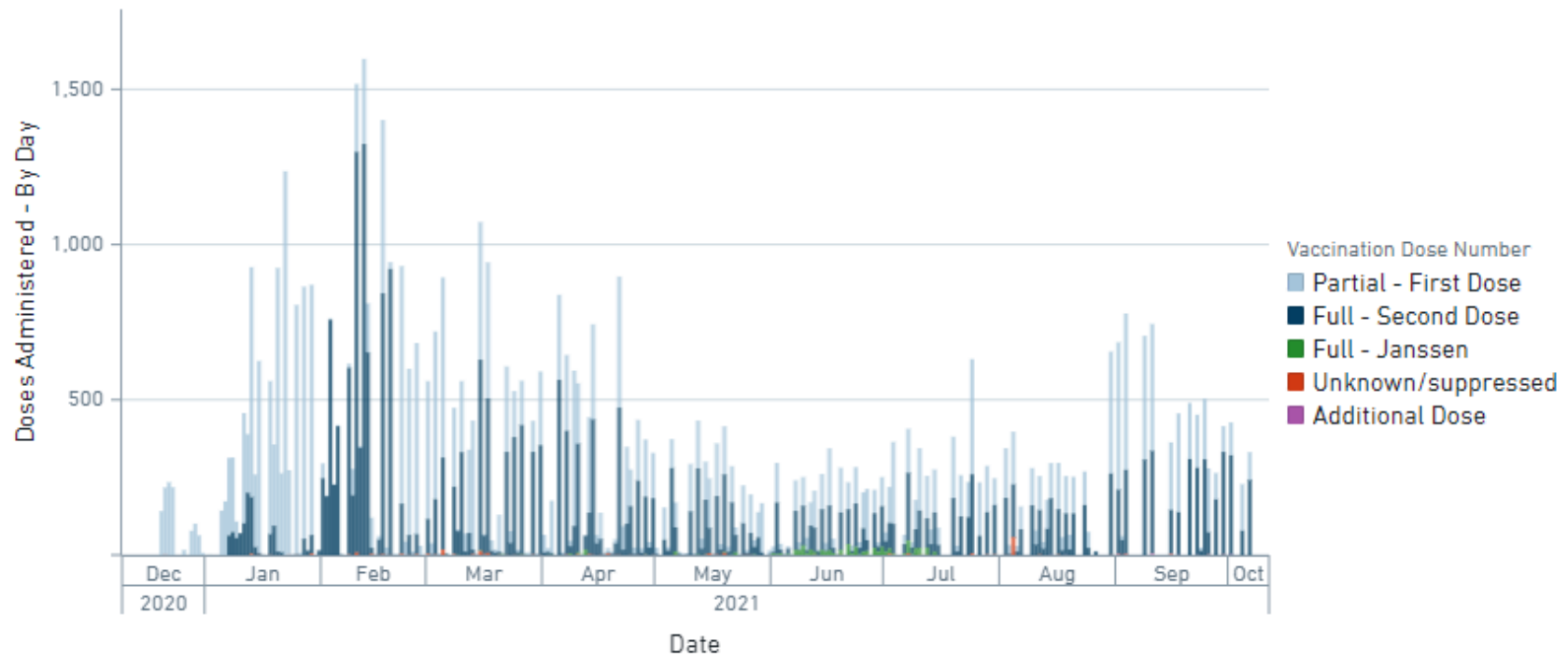
By Jurisdiction:

American Samoa



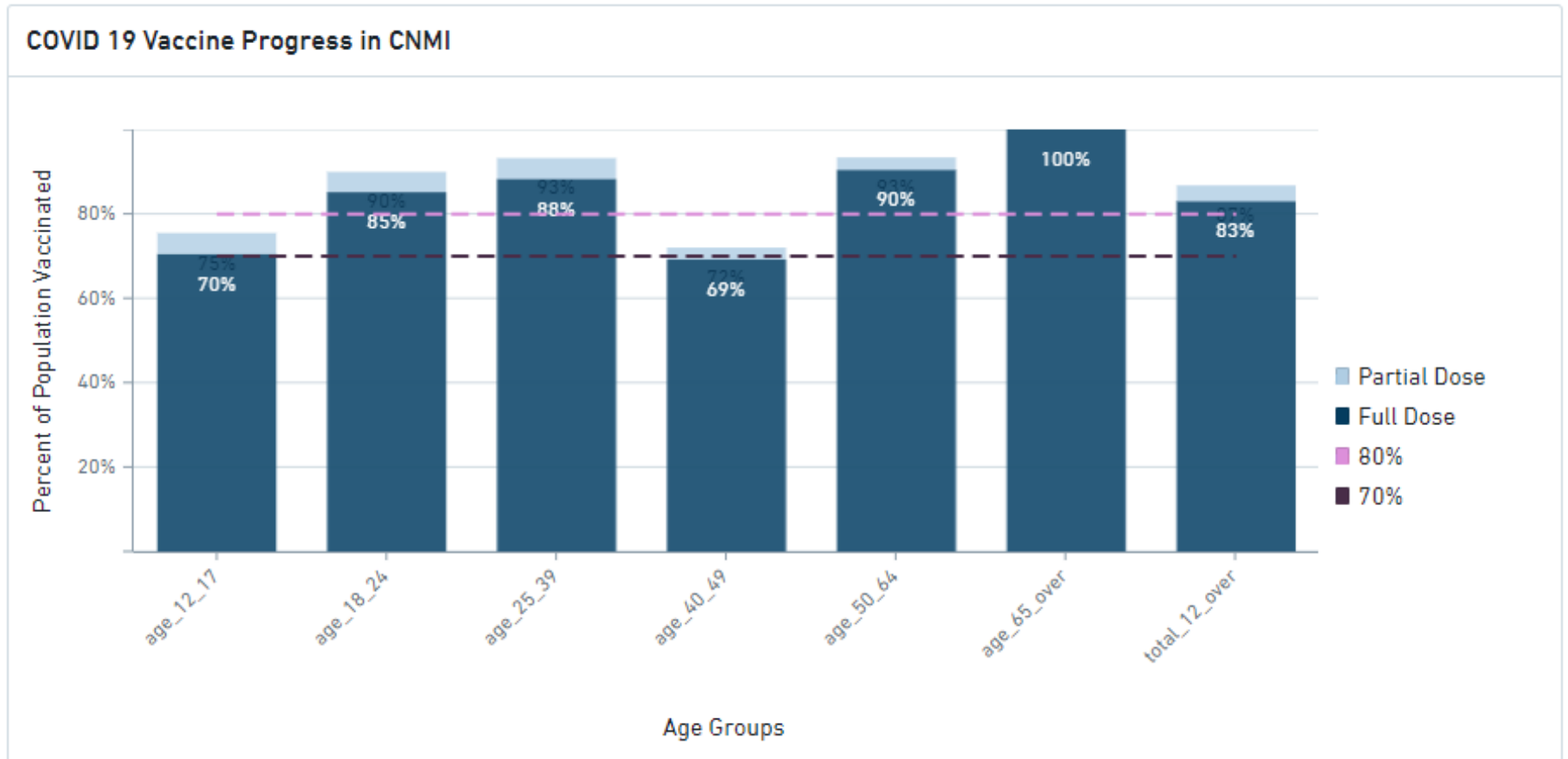
CDC/PIHOA one-on-one USAPI weekly check-ins  
Week: 10/2/2021-10/8/2021

COVID-19 Vaccine Administration by Day in American Samoa



CDC/PIHOA one-on-one USAPI weekly check-ins  
Week: 10/2/2021-10/8/2021

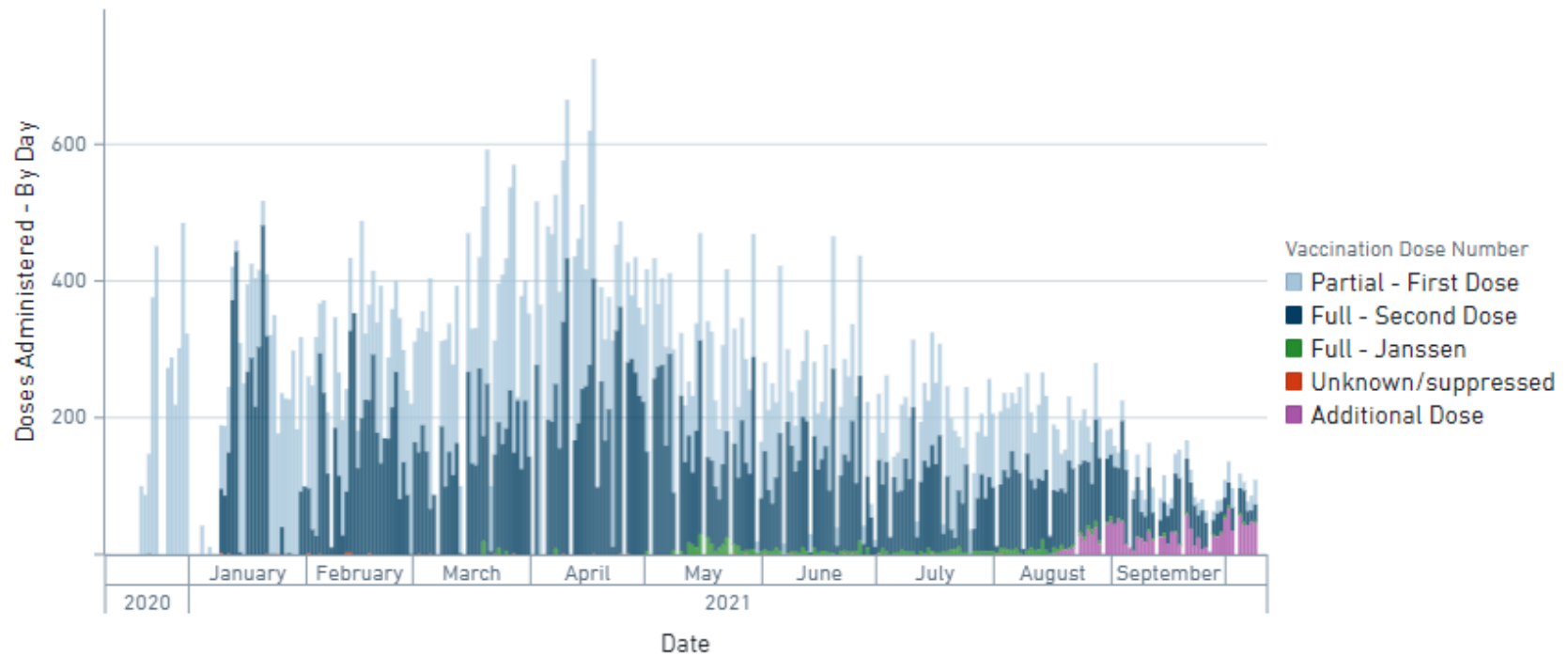
Commonwealth of the Northern Mariana Islands





CDC/PIHOA one-on-one USAPI weekly check-ins  
Week: 10/2/2021-10/8/2021

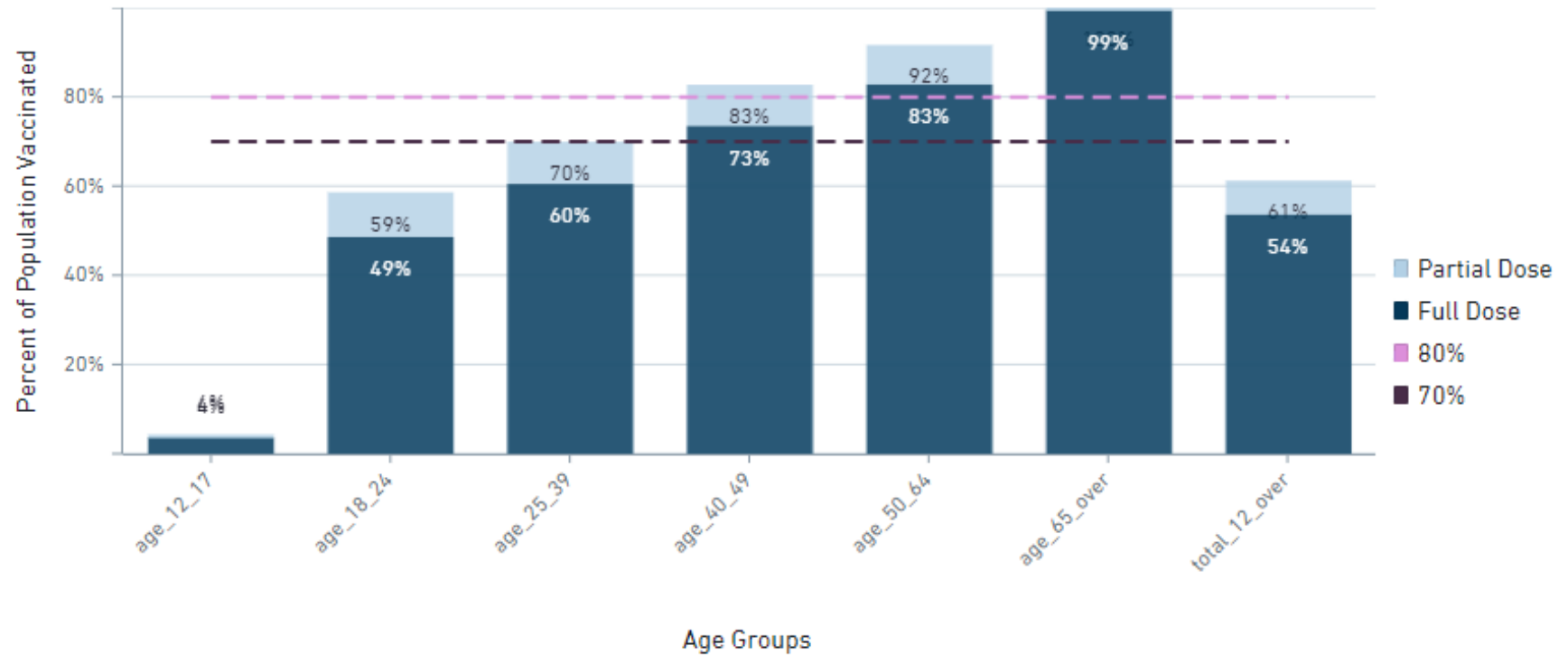
COVID-19 Vaccine Administration by Day in CNMI



CDC/PIHOA one-on-one USAPI weekly check-ins  
Week: 10/2/2021-10/8/2021

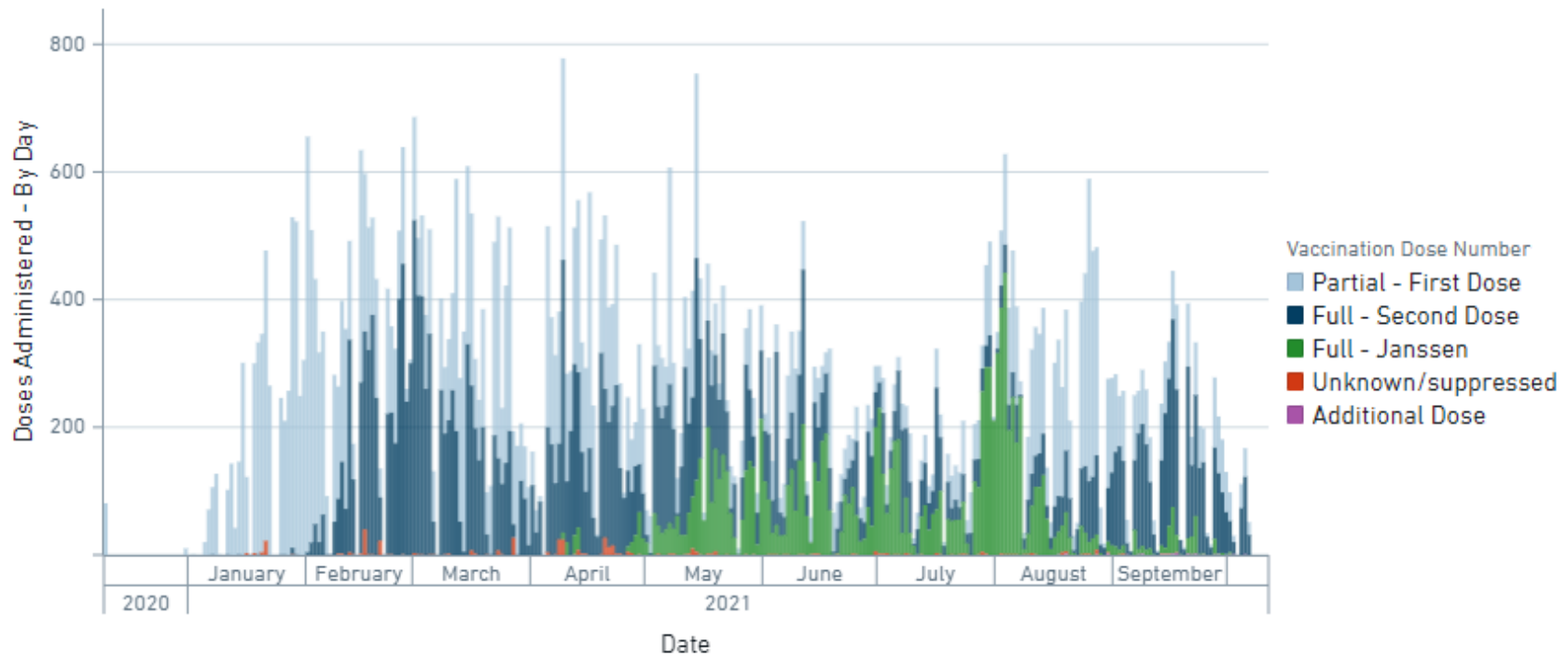
Federated States of Micronesia

COVID 19 Vaccine Progress in FSM



CDC/PIHOA one-on-one USAPI weekly check-ins  
Week: 10/2/2021-10/8/2021

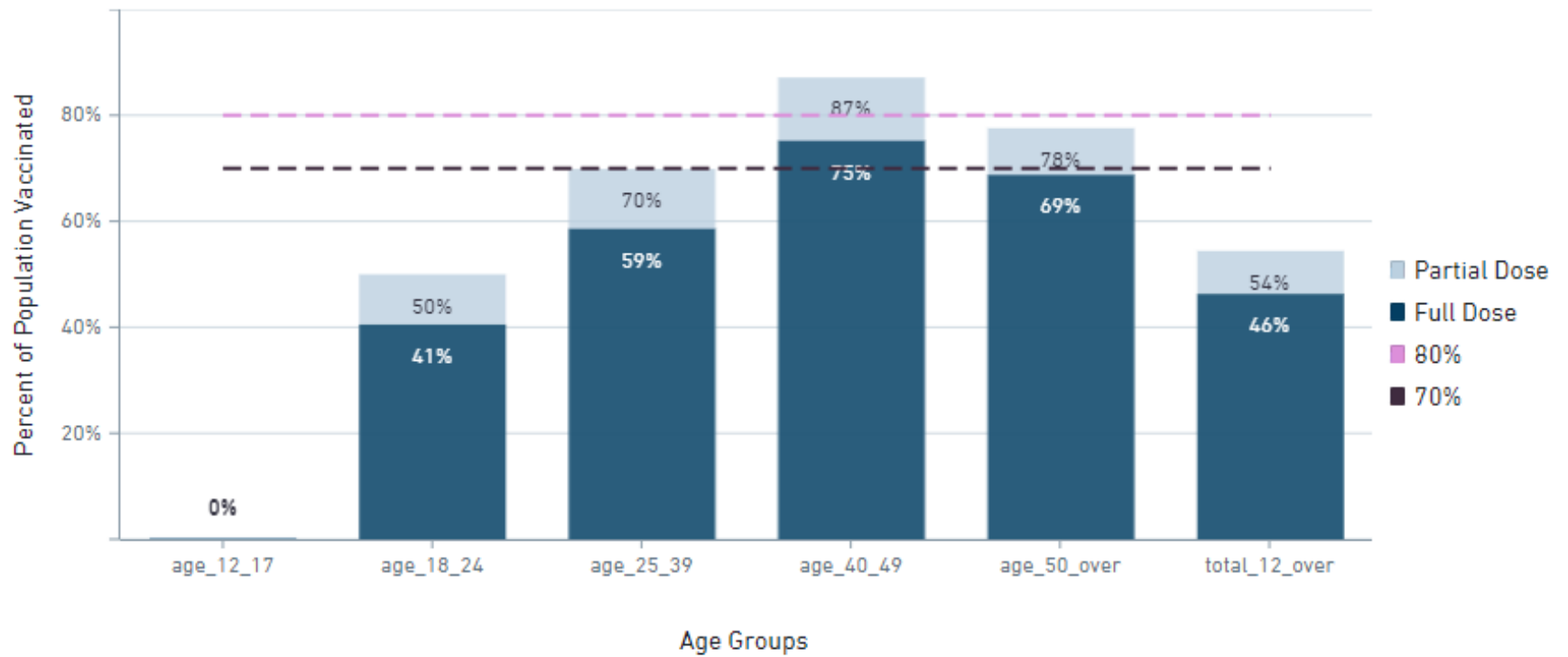
COVID-19 Vaccine Administration by Day in FSM



CDC/PIHOA one-on-one USAPI weekly check-ins  
Week: 10/2/2021-10/8/2021

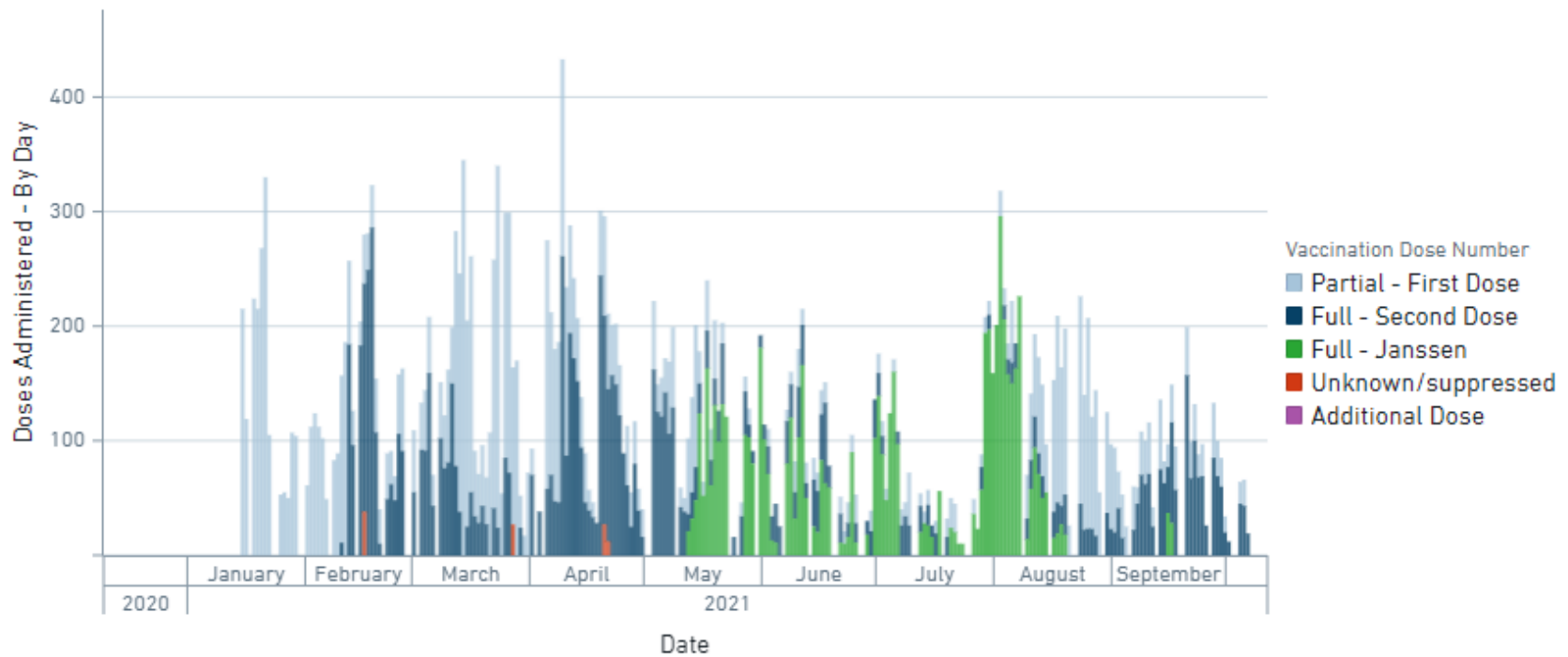
Chuuk

COVID 19 Vaccine Progress in FSM - Chuuk



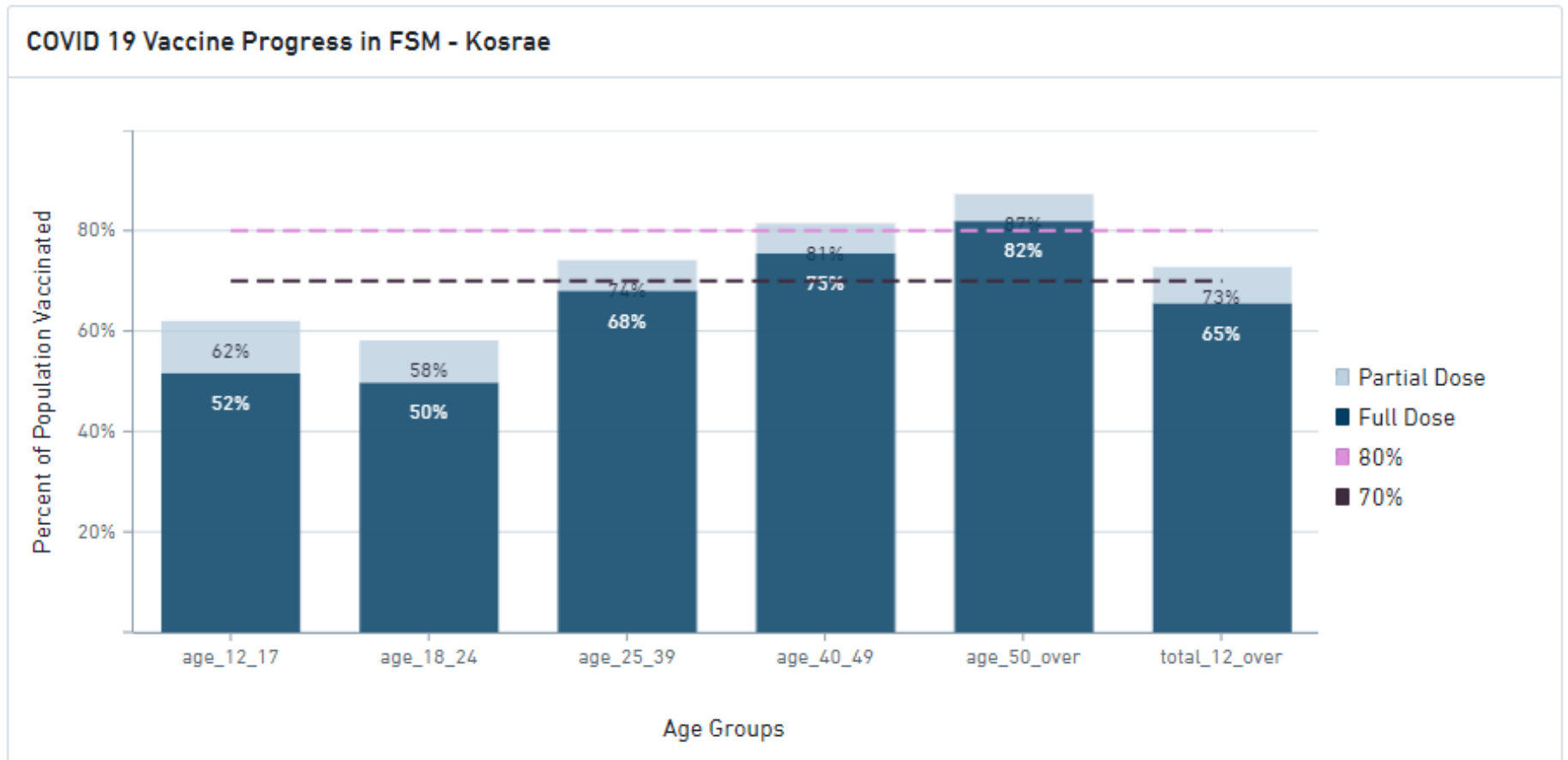
CDC/PIHOA one-on-one USAPI weekly check-ins  
Week: 10/2/2021-10/8/2021

COVID-19 Vaccine Administration by Day in FSM - Chuuk



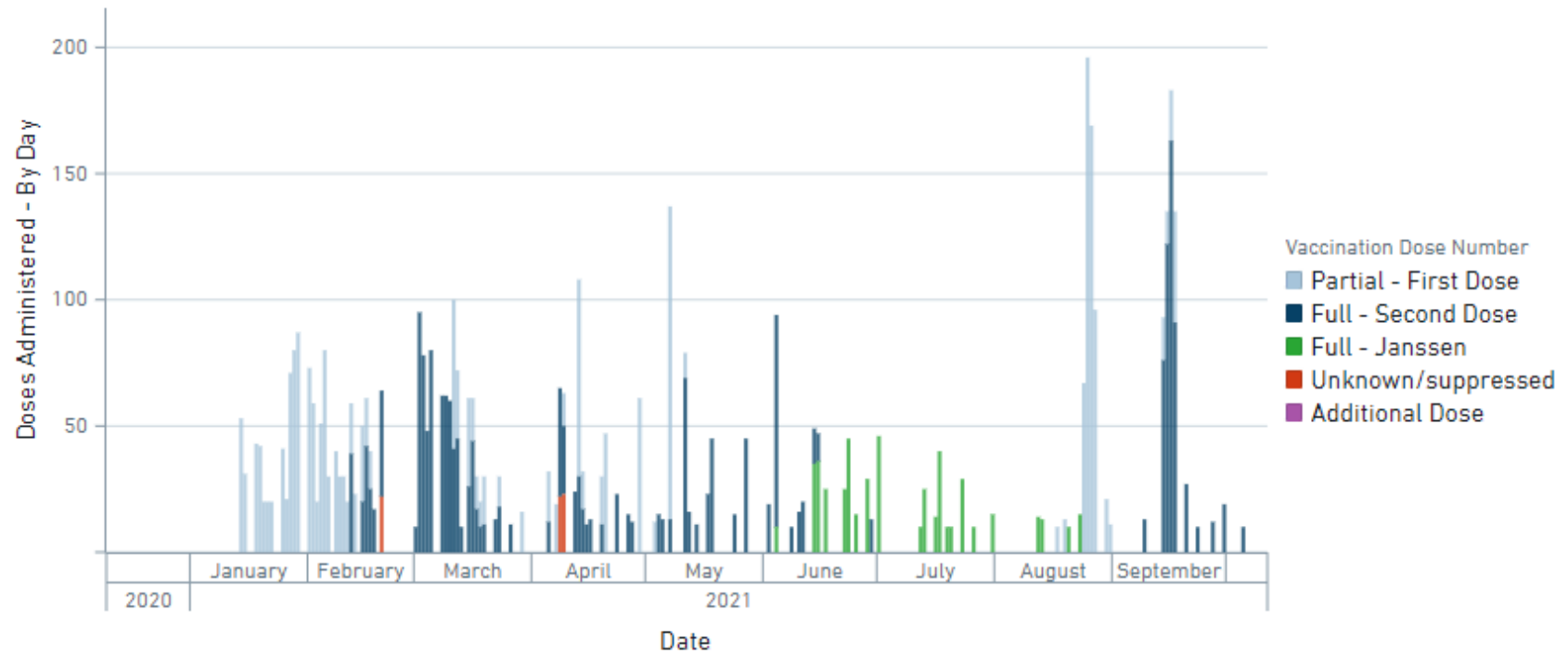
CDC/PIHOA one-on-one USAPI weekly check-ins  
Week: 10/2/2021-10/8/2021

Kosrae



CDC/PIHOA one-on-one USAPI weekly check-ins  
Week: 10/2/2021-10/8/2021

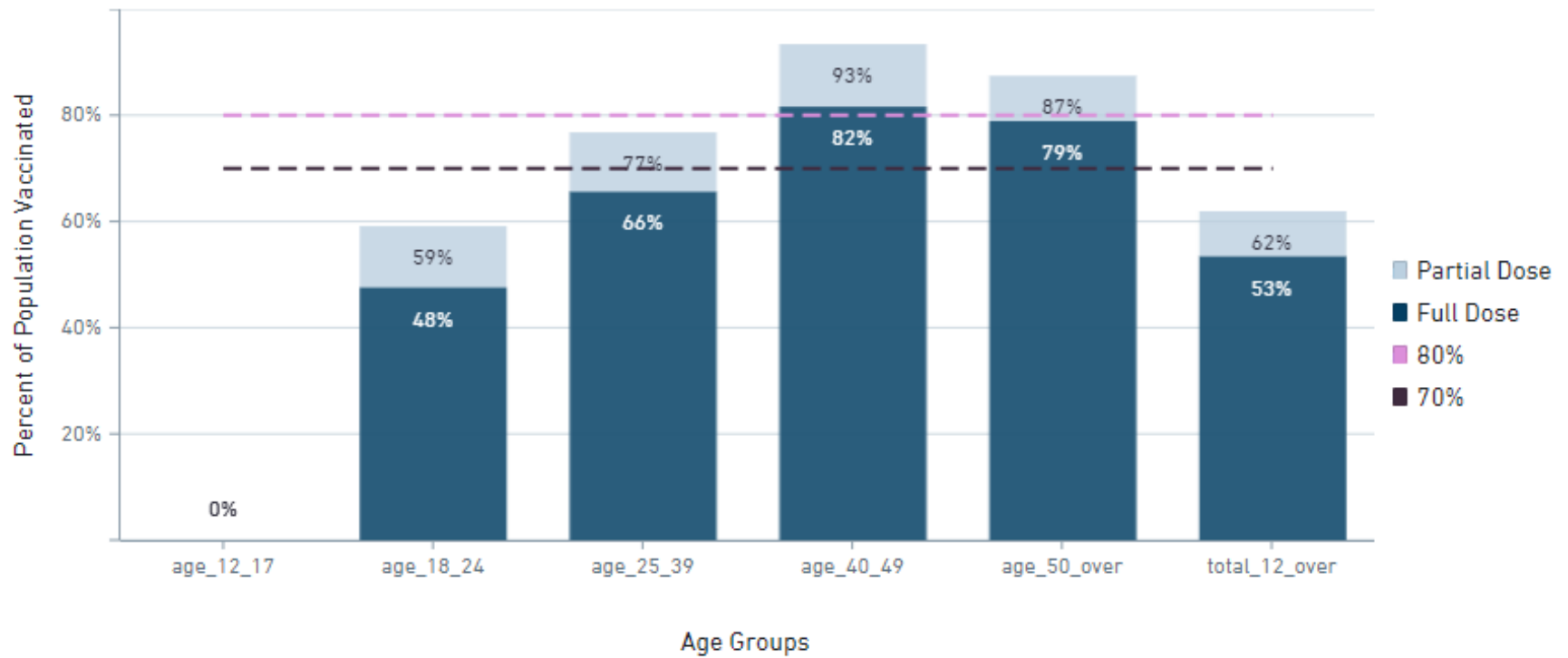
COVID-19 Vaccine Administration by Day in FSM - Kosrae



CDC/PIHOA one-on-one USAPI weekly check-ins  
Week: 10/2/2021-10/8/2021

Pohnpei

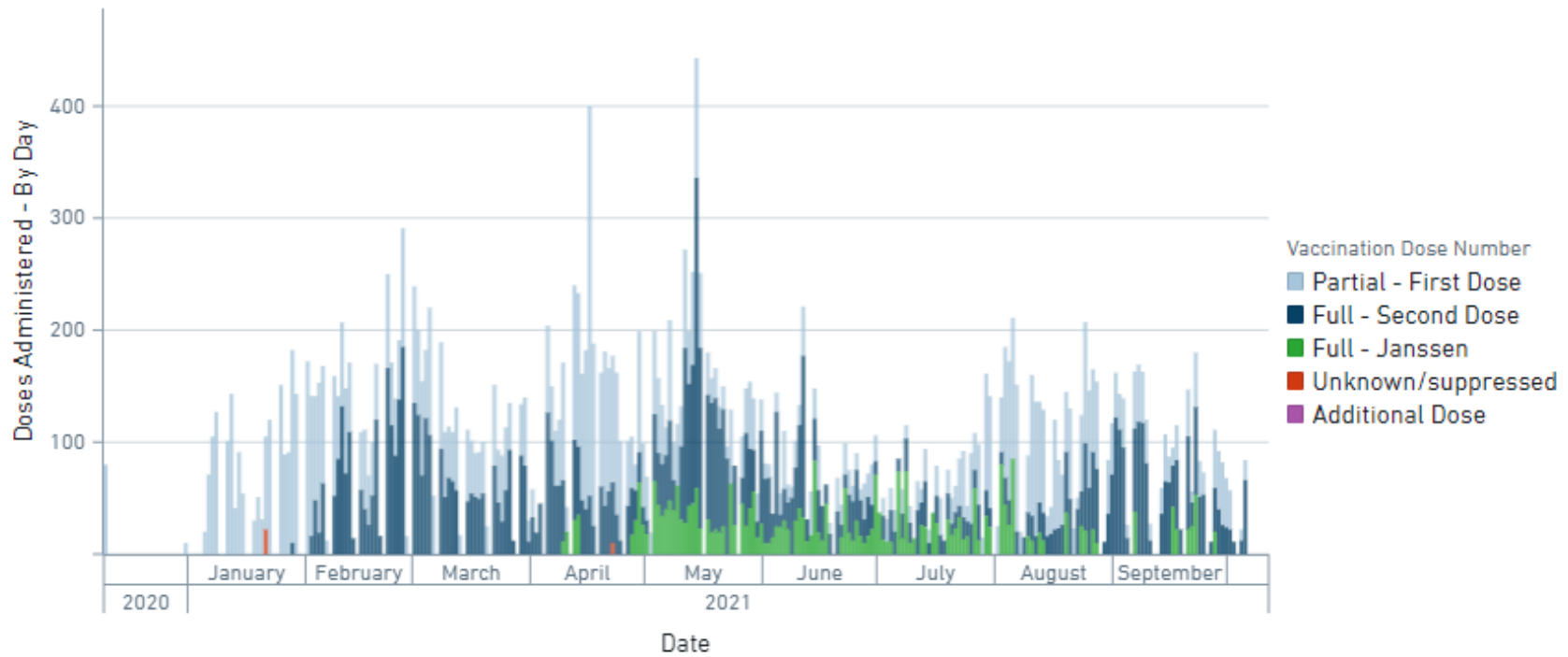
COVID 19 Vaccine Progress in FSM - Pohnpei





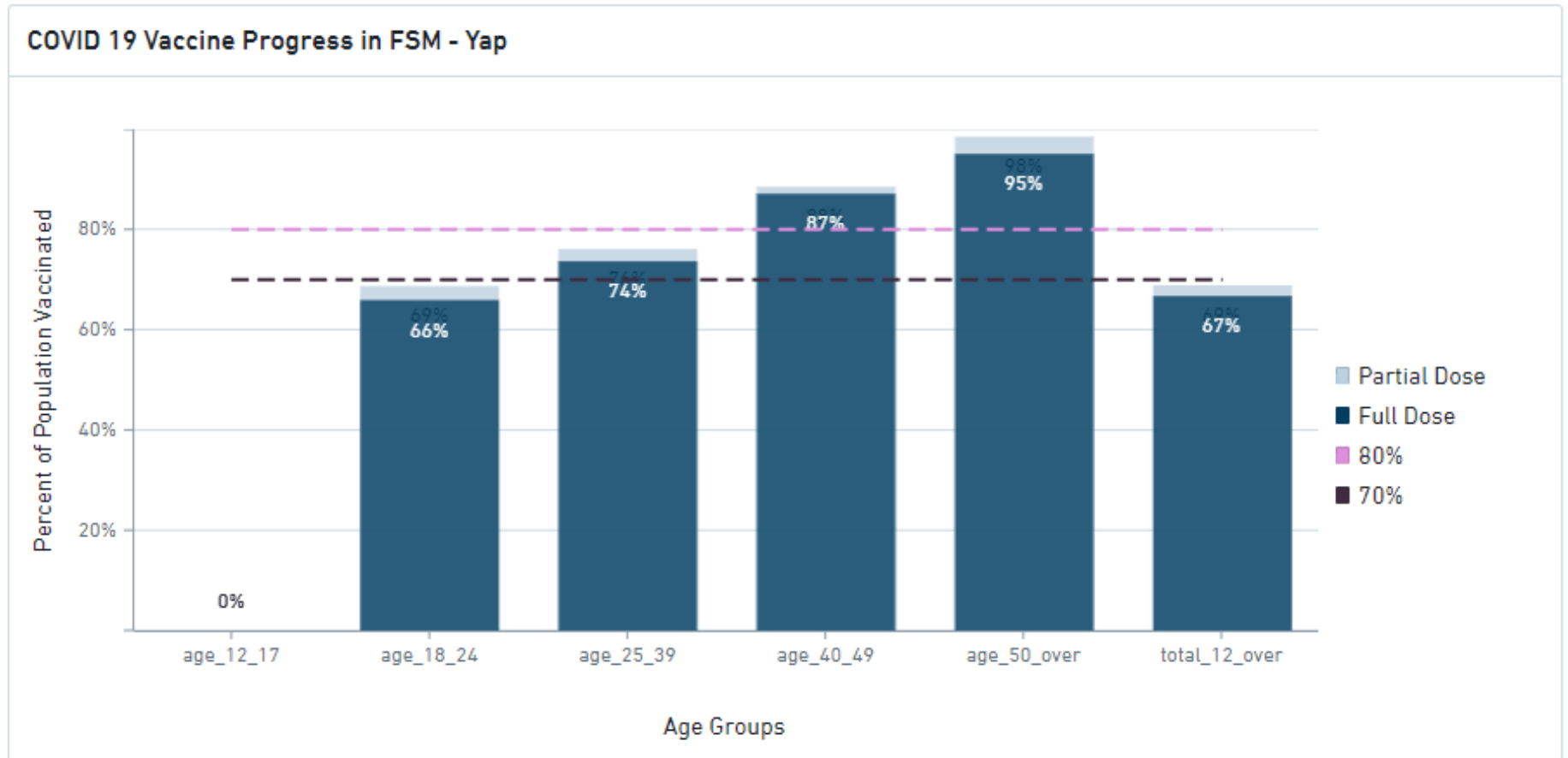
CDC/PIHOA one-on-one USAPI weekly check-ins  
Week: 10/2/2021-10/8/2021

COVID-19 Vaccine Administration by Day in FSM - Pohnpei



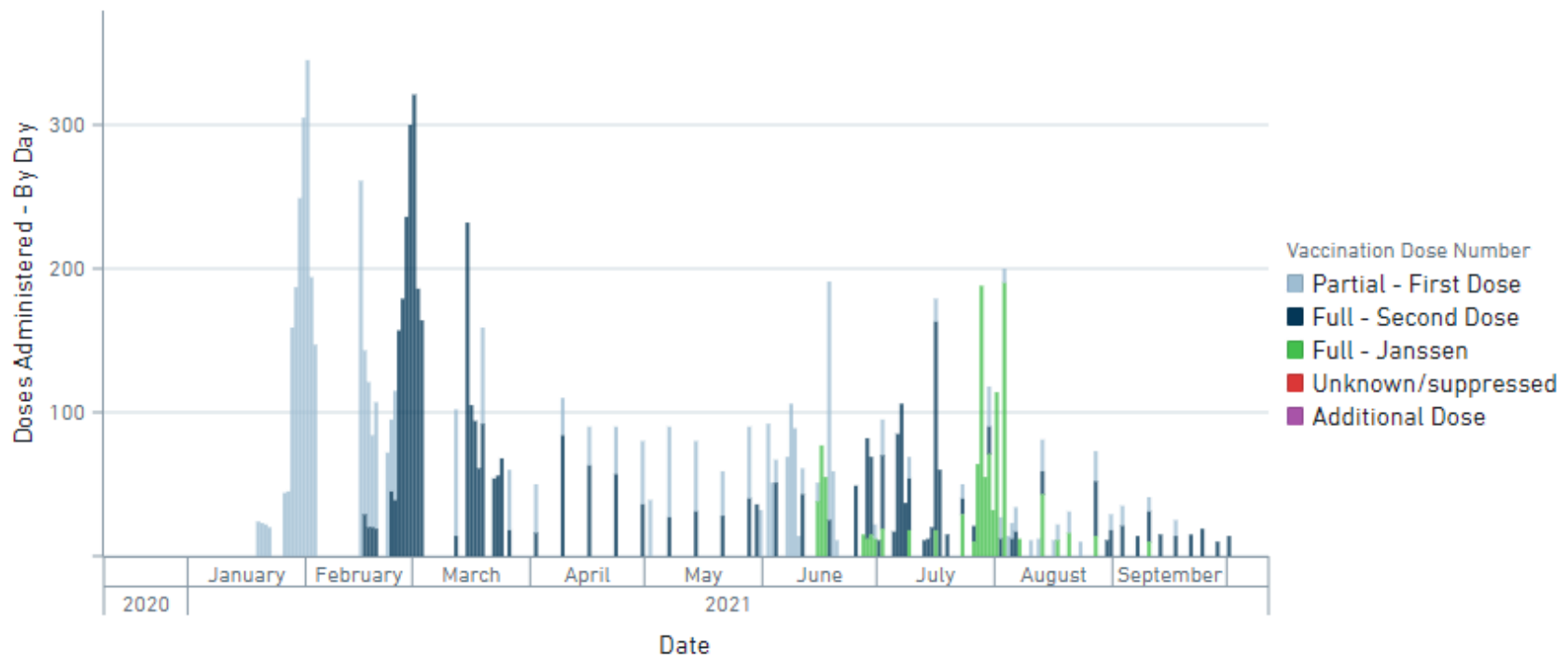
CDC/PIHOA one-on-one USAPI weekly check-ins  
Week: 10/2/2021-10/8/2021

Yap



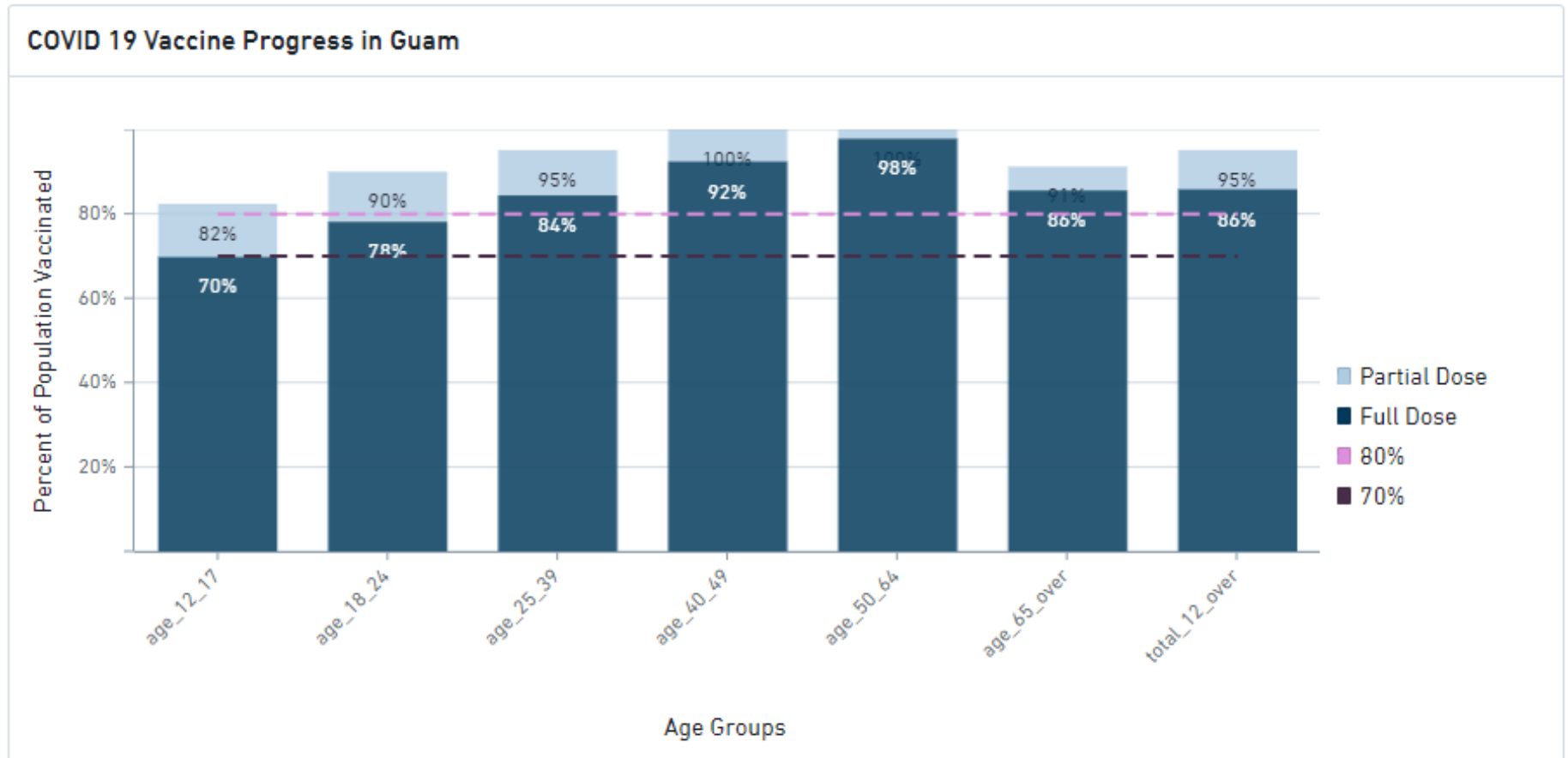
CDC/PIHOA one-on-one USAPI weekly check-ins  
Week: 10/2/2021-10/8/2021

COVID-19 Vaccine Administration by Day in FSM - Yap



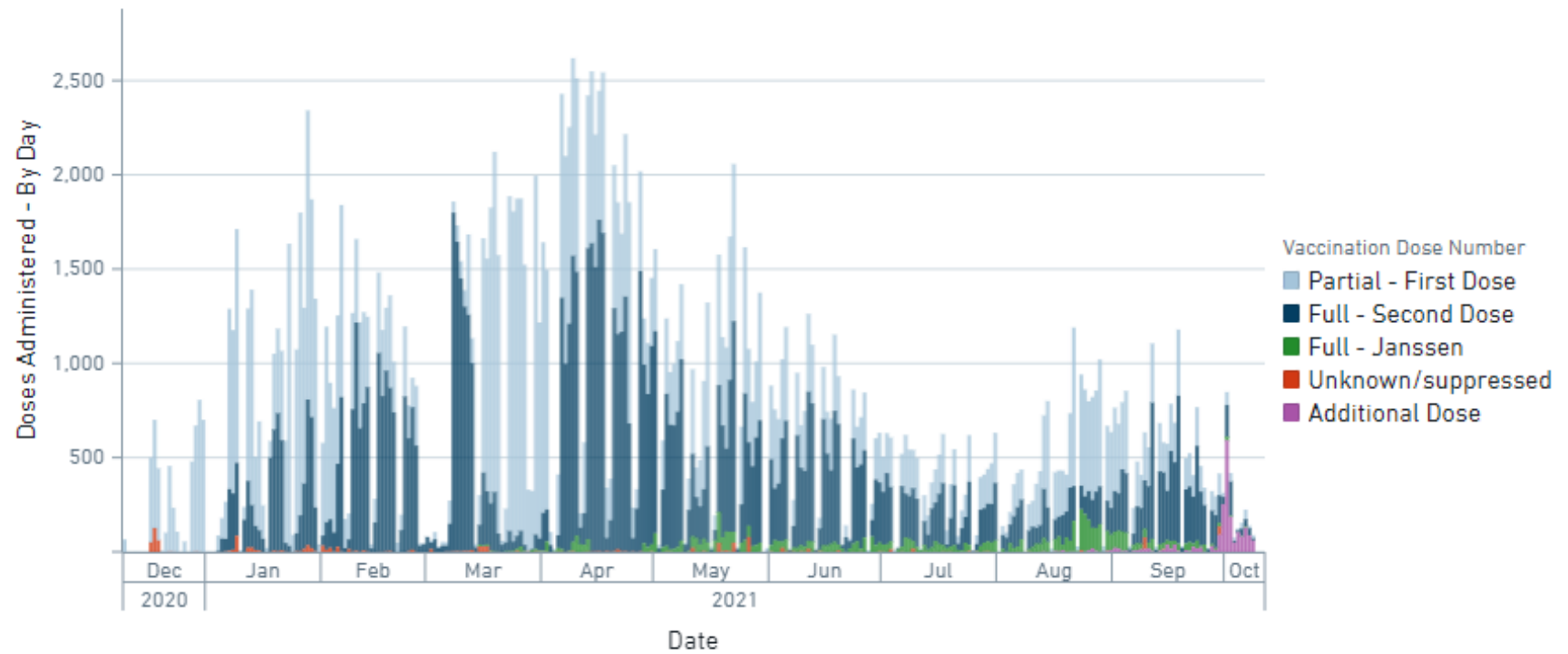
CDC/PIHOA one-on-one USAPI weekly check-ins  
Week: 10/2/2021-10/8/2021

Guam



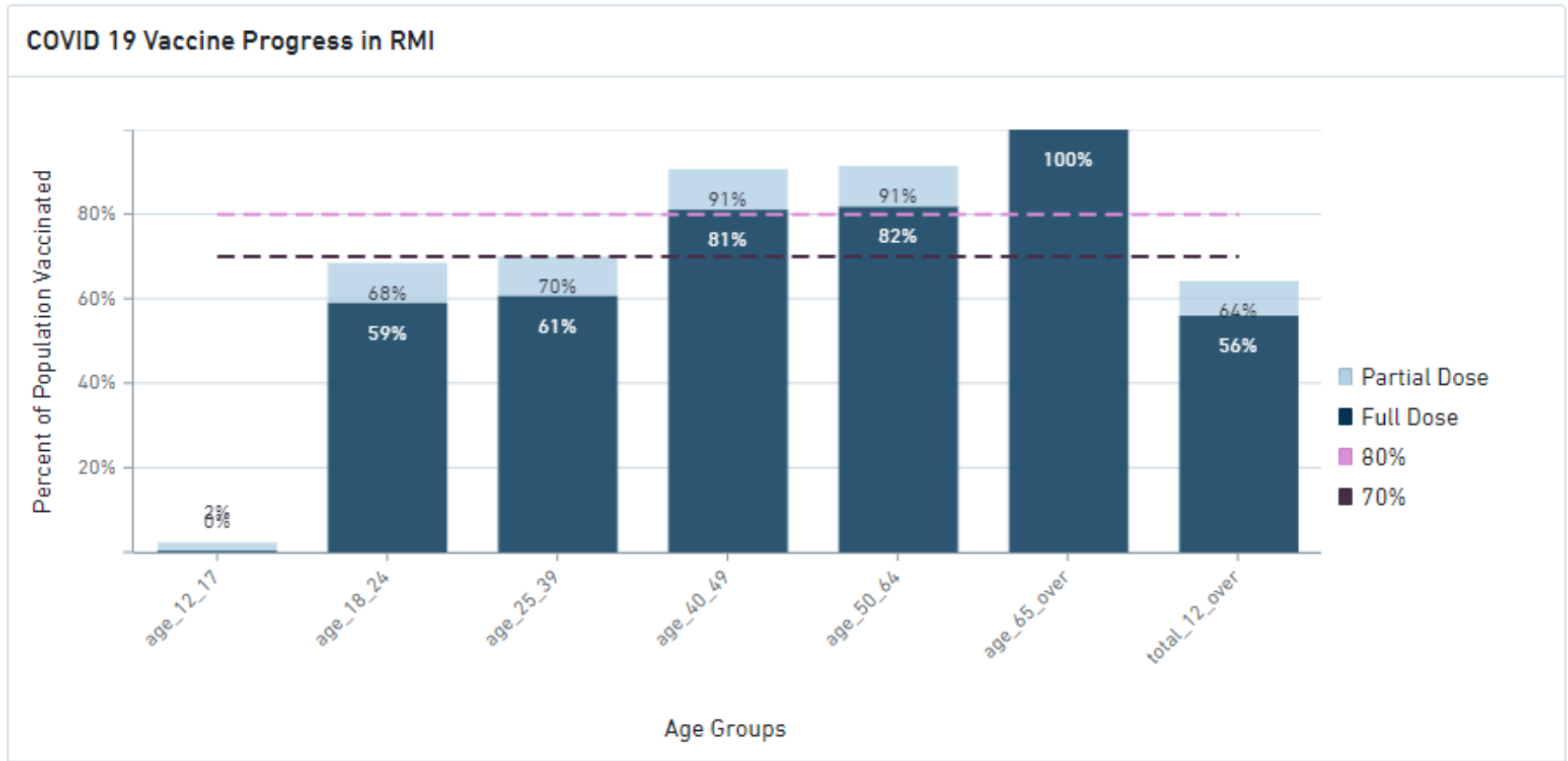
CDC/PIHOA one-on-one USAPI weekly check-ins  
Week: 10/2/2021-10/8/2021

COVID-19 Vaccine Administration by Day in Guam



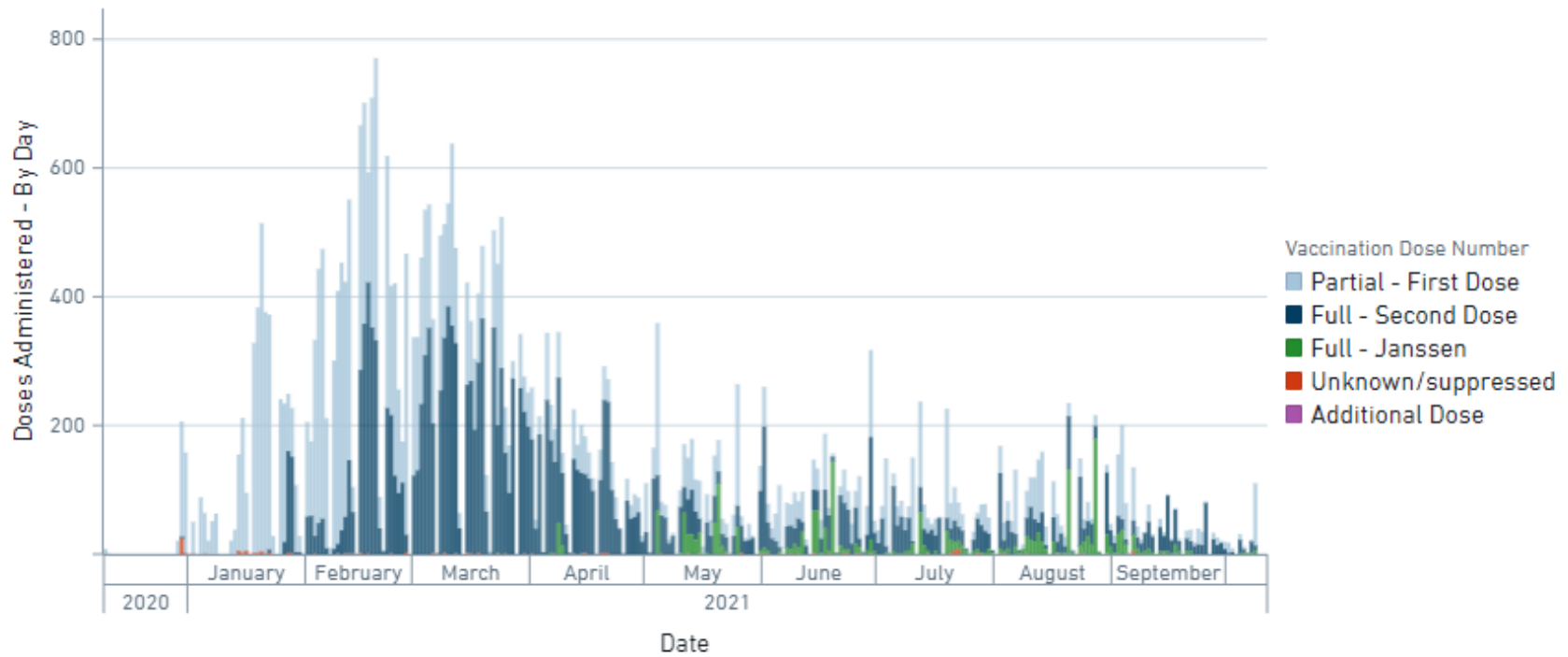
CDC/PIHOA one-on-one USAPI weekly check-ins  
Week: 10/2/2021-10/8/2021

Republic of Marshall Islands



CDC/PIHOA one-on-one USAPI weekly check-ins  
Week: 10/2/2021-10/8/2021

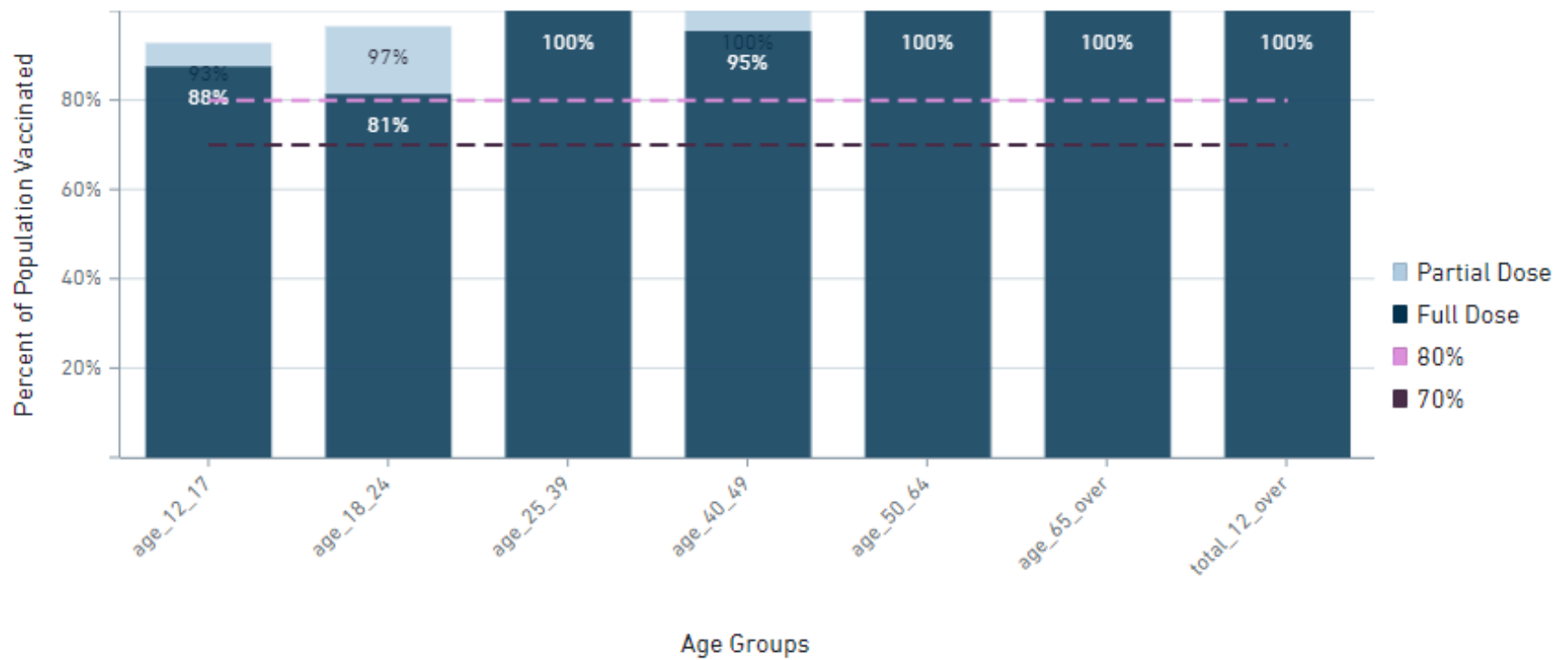
COVID-19 Vaccine Administration by Day in RMI



CDC/PIHOA one-on-one USAPI weekly check-ins  
Week: 10/2/2021-10/8/2021

Republic of Palau

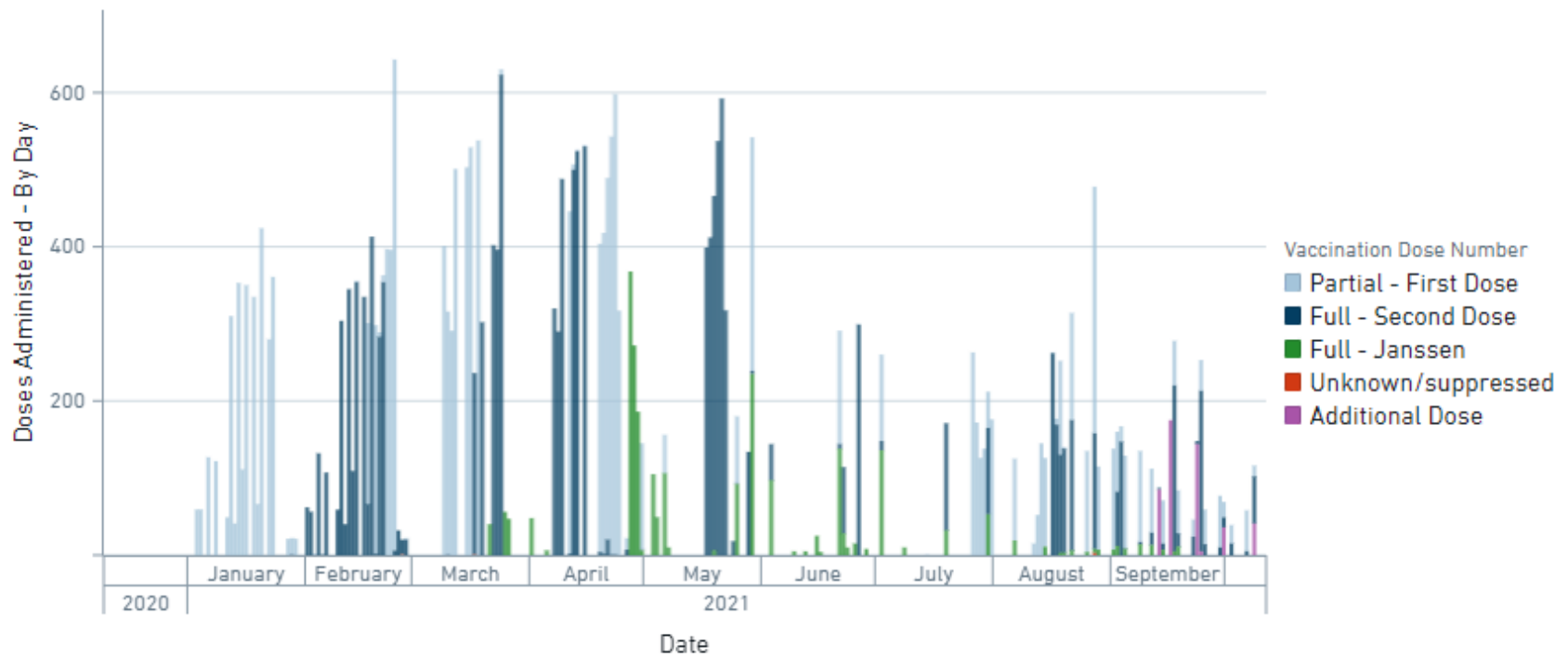
COVID 19 Vaccine Progress in Palau





CDC/PIHOA one-on-one USAPI weekly check-ins  
Week: 10/2/2021-10/8/2021

COVID-19 Vaccine Administration by Day in Palau



**CDC/PIHOA one-on-one USAPI weekly check-ins**  
**Week: 10/2/2021-10/8/2021**

**Sources:**

Population Metrics

Palau: 2015 census <https://www.palau.gov.pw/wp-content/uploads/2017/02/2015-Census-of-Population-Housing-Agriculture-.pdf>

FSM: 2010 census <https://www.fsmstatistics.fm/social/population-statistics/>

American Samoa: 2010 census <https://americansamoa.prism.spc.int/social/demography/population-by-age-group.html>

CNMI: 2015 census <https://cccguam.org/wp-content/uploads/CNMI-Statistical-Yearbook-2015-02.10.2017-nxp.pdf>

Guam: 2010 census <https://www.census.gov/data/datasets/2010/dec/guam.html>

RMI: 2010 census

FSM (States): 2010 census <https://www.fsmstatistics.fm/wp-content/uploads/2020/04/2010-Summary-Analysis-Key-Indicators.pdf>