

CDC/PIHOA one-on-one USAPI weekly check-ins
Week: 10/30/2021-11/05/2021

Regional Summary:

- COVID-19 cases
 - Guam has reported 18,586 total cases and 248 deaths with 435 new cases (↓ from 679 last week) and 10 new deaths reported this week (↓ from 11 new deaths last week); test positivity 8.0% (↓ from 11.1% last week)
 - CNMI has reported 339 total cases and 3 deaths; 35 new cases (2 imported and 33 community) and 0 new deaths reported this week; community clusters identified through school testing after months without any reported community transmission; additional cases identified from community-based testing and contact tracing; cases continue to be identified in travel quarantine; vaccine uptake increased sharply after identification of cases
 - Palau has reported 8 total cases (6 travelers in restricted movement, 2 contacts) with 0 new cases this week; no community transmission
 - American Samoa has reported 4 total cases (all imported) with 0 new cases reported this week
 - FSM and RMI have had no community transmission
- COVID-19 Vaccine distribution summary (See USAPI Vaccine Summary with 25 updated tables and figures listed below)
 - Based on jurisdictional reports: a total of 260,459 people in the region are fully vaccinated (80% of all eligible individuals / --%)
 - An additional 15,753 people in the region are partially vaccinated (5% of eligible individuals in the region)
 - Note: eligible individuals are 12+ for AS, CNMI, Guam, Palau, Kosrae, Yap and RMI but still 18+ for Chuuk and Pohnpei
 - Based on data submitted into Tiberius via WebIZ: **87% of all people aged 12 years and older have had at least one dose of a COVID-19 vaccine; 79% are fully vaccinated.** This percentage includes islands who have yet to start vaccinating their adolescents due to no Pfizer availability: Pohnpei, Chuuk, and Yap of the FSM. Note: RMI began Pfizer rollout in Majuro this week and Yap to begin Pfizer rollout next week.
 - Current percentages of eligible population **aged 12 and over** fully vaccinated (**with change from last week's data in parenthesis**):
 - **American Samoa: 84% (+1%)**
 - **FSM: Chuuk: 49% (+1%), Kosrae: 69% (+1%), Pohnpei: 57% (+2%), Yap: 68% (--%)**
 - **Guam: 90% (+1%)**
 - **RMI: 58% (+2%)**
 - **CNMI: 84% (--%)**
 - **Palau: >99% (--%)**
 - Outer island vaccinations: Outer Island coverage rates from jurisdictional outer island outreach activities due to difficulty in determining denominators and true residence in Tiberius.
 - **RMI Outer Islands:** At least one dose **51% (--%)**; Fully **39% (--%)** (denominators adjusted based on OI reports and expanded to 12+)
 - **Yap Outer Islands:** At least one dose **98% (--%)**; Fully **95% (--%)** (denominators adjusted to locally collected denominators for 18+)
 - **Chuuk Outer Islands (out of the lagoon):** Fully **31% (--%)** (OI numbers are incomplete)
 - **Pohnpei Outer Islands:** Fully **63% (--%)** (denominator adjusted based on OI reports for 18+)
- COVID-19 Containment strategies
 - Guam is allowing vaccinated travelers or unvaccinated travelers with negative test 72 hours prior to arrival to enter without testing or quarantine.
 - CNMI is allowing travelers with facility quarantine requirement (5-day test out option).
 - Palau is running regular Guam flights with quarantine exemptions for vaccinated travelers (but with restricted movement) and testing on days 1&5.
 - RMI has regular repat flights ongoing with HNL/in-country quarantine and testing requirements.
 - AS is running HNL flights using "Talofa Pass" system with pre-travel testing and AS quarantine (no longer HNL quarantine).
 - FSM continues smaller repat flights with Guam/FSM quarantine and testing requirements.
- COVID-19 Laboratory Testing capacity
 - Supplies of Abbott ID NOW, Abbott Binax, and GeneXpert are low in some USAPI as travel testing demands increase; difficulties with procurement.

CDC/PIHOA one-on-one USAPI weekly check-ins
Week: 10/30/2021-11/05/2021

USAPI	COVID-19 cases	Testing	Containment	Community Mitigation	Medical Surge Preparedness	Vaccine Updates
AS	4 total cases (all imported); 0 new cases reported this week	Abbott ID NOW (422 available), GeneXpert (1,496 available), and Abbott Binax NOW (4,720) testing on-island; LBJ is now running ABI 7500; ASDOH is also procuring ABI 7500 and expanding lab; 16,370 total samples have been tested; 396 in past week	Borders remain closed to normal travel (until 2022); 2x weekly Samoa and Talofa Air flights with Apia resumed; HNL flights resumed; "Talofa Pass" for travelers: eligible pax must be fully vaccinated, 3x tests prior to departure, 10-14 day AS quarantine on arr. with testing; 262 in quarantine; 0 cases in isolation	Social distancing measures have been relaxed and American Samoa is currently at "code blue"	44 ventilators functional at LBJ (43 available); 132 beds (72 available); 7 ICU beds (4 available); 8 total isolation COVID beds in COVID tent outside of LBJ (8 available) mAb in stock: 436 mAb used in past week: 0	Partially vaccinated: 1,703 (as of 11/4) Fully vaccinated: 32,908 (as of 11/4) % 12+ fully vaccinated: 89.1% % 12+ at least one dose: 93.8% *On 11/1/21, Governor Lemanu mandated full COVID-19 vaccination for all "Executive Branch employees of the American Samoa government"
CNMI	339 total cases and 3 total deaths; 35 new cases (2 imported, 33 community) and 0 new deaths this week; 257 of the total cases were imported	Abbott ID NOW (168 available), GeneXpert (4,410 available), and Abbott Binax NOW (4,400 available) testing on-island; 74,125 total samples have been tested; 2,928 tests run in the past week; other platforms available are ABI 7500, Solgent DiaPlex, BioFire	Passengers are tested upon arrival, then retested after 5 days and required to complete a 5 to 10-day facility quarantine; 323 currently in facility quarantine (Kanoa and Marianas Resort); 35 cases in isolation	CNMI is in "code green" and schools have been closed this week due to newly detected community transmission	46 usable ventilators (46 available); at CHCC- 75 hospital beds (23 available), 8 ICU beds (7 available); Kanoa hotel is set up as an alternative care site with ICU, medical ward, and step-down units; medical tent is outside of the hospital with 40 beds mAb in stock: 89 mAb used in past week: 2	Partially vaccinated: 1,135 (as of 11/7) Fully vaccinated: 35,600 (as of 11/7) % 12+ fully vaccinated: 86.0% % 12+ at least one dose: 88.7%

CDC/PIHOA one-on-one USAPI weekly check-ins
Week: 10/30/2021-11/05/2021

Guam	18,586 total cases with 248 deaths and 15,871 recovered; 435 new cases (↓ from 679 last week) and 10 new deaths this week (↓ from 11 new deaths last week)	ABI 7500, Abbott ID NOW (2,172 available), GeneXpert (2,336 available), and Abbott Binax NOW (4,390 available); 292,157 total tests conducted; 6,251 this week; 7.9% positivity rate (↓ from 11.1% last week)	Unvax travelers entering Guam: 10-day facility quarantine unless test 72 hrs prior to departure; Vax travelers: no quarantine with proof of vaccination 2,557 cases in isolation (2,436 home isolation, 34 facility isolation, 41 military isolation)	Guam remains in PCOR-3 although further restrictions have been put into place such as vaccine mandates to enter restaurants, bars, etc.	46 hospitalized cases (↓ from 57 last week) mAb in stock: 761 mAb used in past week: 100	Partially vaccinated: 4,935 (as of 11/5) Fully vaccinated: 112,952 (as of 11/5) % 12+ fully vaccinated: 82.8% % 12+ at least one dose: 86.4%
Chuuk	0 cases	Abbott ID NOW (0 available), GeneXpert (2,120 available), and Abbott Binax NOW (1,280 available) testing on-island; 2,326 total tests conducted on-island (all negative); mostly travel testing currently	Borders remain closed; currently not prepared for repatriation; still currently preparing facilities and protocols for repatriation	Education is being conducted in communities; social distancing is being encouraged but not enforced	21 working ventilators; at hospital: 104 beds in shared wards, 9 ICU beds, 14 beds in isolation rooms, no negative air flow	Partially vaccinated: 2,399 (as of 11/5) Fully vaccinated: 16,874 (as of 11/5) % 18+ fully vaccinated: 61.8% % 18+ at least one dose: 70.6%
Kosrae	2 cases reported the previous week in quarantine were determined historical	Abbott ID NOW (46 available), GeneXpert (1,128 available), and Abbott Binax NOW (1,186 available) testing on-island; ~300 total tests conducted on-island; mostly travel testing currently	Borders remain closed; 7 repatriated from RMI; 37 total repatriated from Guam; current repat protocols involve 10 days quarantine in Guam and 7 days in Pohnpei	Community-level education by Risk Communication Committee; social distancing is being encouraged but not enforced	3 FEMA vents on-island; 45 hospital beds (2 ICU), 5 isolation rooms with no negative air flow; new quarantine facility completed	Partially vaccinated: 205 (as of 11/5) Fully vaccinated: 3,367 (as of 11/5) %12+ completed vaccination: 71.7% % 12+ at least one dose: 76.0%

CDC/PIHOA one-on-one USAPI weekly check-ins
Week: 10/30/2021-11/05/2021

Pohnpei	0 cases	Abbott ID NOW (0 available), GeneXpert (876 available), and Abbott Binax NOW (9,252 available) testing on-island; 3,105 total tests conducted on-island; mostly travel testing currently; 0 tests run in past week	Borders remain closed; several small repatriation flights have now been conducted from Guam; current repat protocols involve 10 days quarantine in Guam and 7 days in Pohnpei	Designated team developed for risk communication and currently conducting community education	14 total vents; 98 hospital beds (no ICU beds), 4 isolation rooms at hospital with negative air flow; MMA isolation center near the airport with 40 units; China Star hotel is a quarantine site (26 rooms) mAb in stock: 450 mAb used in past week: 0 (For all of FSM)	Partially vaccinated: 1,688 (as of 11/5) Fully vaccinated: 15,264 (as of 11/5) % 18+ fully vaccinated: 65.2% % 18+ at least one dose: 72.4%
Yap	0 cases; pre-arrival quarantine in Guam for repatriation flight on 10/24 identified 2 cases who were removed from quarantine; post-arrival day 2 testing for same flight identified 2 positive cases who were determined historical	Abbott ID NOW (0 available), GeneXpert (1,566 available), and Abbott Binax NOW (1,770 available), BioFire (39 available) testing on-island; 3,588 total tests conducted on-island (all negative); shared 1,000 Binax NOW with Guam; received Seracare controls from PIHOA	Borders remain closed; 100 total repatriated; Yap repat protocols require 10-day quarantine in Guam and 14 days in Yap with testing; 23 travelers arrived on repatriation flight on 10/24 (see more details in "COVID-19 Cases"); planning for 11/28 repat	Social distancing is being encouraged but not enforced; community education is ongoing (currently focused on vaccines) and expanded to outer islands	20 working ventilators on-island; 38 hospital beds, 2 isolation rooms with negative air flow; isolation facility is now running; quarantine facility secured	Partially vaccinated: 604 (as of 11/5) Fully vaccinated: 5,935 (as of 11/5) % 12+ fully vaccinated: 69.8% % 12+ at least one dose: 76.9% *Started Pfizer rollout 10/29- 272 adolescents vaccinated *Denominators for vaccination updated to 12+ population

CDC/PIHOA one-on-one USAPI weekly check-ins
Week: 10/30/2021-11/05/2021

Palau	8 cases (6 travelers and 2 contacts), all recovered; 0 new cases reported this week; no community transmission detected	PCR (Roche LightCycler 480), Abbott ID NOW (456 available), GeneXpert (1,780 available), and Abbott Binax NOW (1,880 available) testing on-island; 12,869 total tests conducted; 748 tests run in past week	Some passenger flights (Guam, Taiwan) and military flights ongoing; vaccinated travelers from Guam have no quarantine; 6,126 inbound travelers since April 2020; 3 in quarantine; 0 in isolation	Education using various media; daily sitreps; normal operations have resumed with promotion of hand hygiene, cough etiquette, and staying home when sick	80 hospital beds, 4 ICU beds, 5 isolation rooms with negative air flow; various quarantine sites available; 36 working ventilators on-island mAb in stock: 354 mAb used in past week: 0	Partially vaccinated: no longer reported Fully vaccinated: 16,236 (as of 11/5) % 12+ fully vaccinated: >100%
RMI-Majuro +OI	0 cases	Abbott ID NOW (0 available), GeneXpert (1,420 available), and Abbott Binax NOW (4,240 available) testing on-island; running ~150 tests per week	Borders are closed until at least 11/30/21; Travel Advisory #32 in effect; HNL repat is ongoing [7 days HNL facility Q +14 days facility Q w/ multiple tests]; 872 (786 repat, 86 marine sector) individuals released; 3 (0 repat; 3 marine sector) in quarantine	Multiple media strategies including community meetings; normal activities have resumed; social distancing being encouraged but not enforced	20 total vents on-island; 108 hospital beds (3 ICU), 8 isolation rooms (1 with negative air flow); new isolation building (8 isolation rooms with negative air flow) completed; new quarantine facility (24 beds) built and old facility still usable (80 beds) mAb in stock: 96 mAb used in past week: 0 (For all of RMI)	Partially vaccinated: 2,885 (as of 11/5) Fully vaccinated: 15,898 (as of 11/5) % 12+ fully vaccinated: 63.3% % 12+ at least one dose: 74.7% *Pfizer rollout to adolescents just started

CDC/PIHOA one-on-one USAPI weekly check-ins

Week: 10/30/2021-11/05/2021

RMI-Kwaj	4 cases imported into Kwajalein and identified in quarantine facility (4 recovered, 0 active)	Abbott ID NOW (0 available), GeneXpert (440 available), and Abbott Binax NOW (3,920 available) testing on-island; running ~20 tests per week	Borders are closed until at least 11/30/21; Travel Advisory #32 in effect; 1,295 individuals have been repatriated to Kwajalein base; 37 currently in quarantine	Limited social distancing occurring but implementing some safety measures	13 vents on-island; isolation facility is being built and renovated TB trailer is being prepared (6 beds) for temporary isolation	<p>Partially vaccinated: 199 (as of 11/5)</p> <p>Fully vaccinated: 5,425 (as of 11/5)</p> <p>% 12+ fully vaccinated: 76.7%</p> <p>% 12+ at least one dose: 79.5%</p> <p>*Preparing for Pfizer adolescent rollout soon (denominators already adjusted to 12+)</p>
-----------------	---	--	--	---	---	--

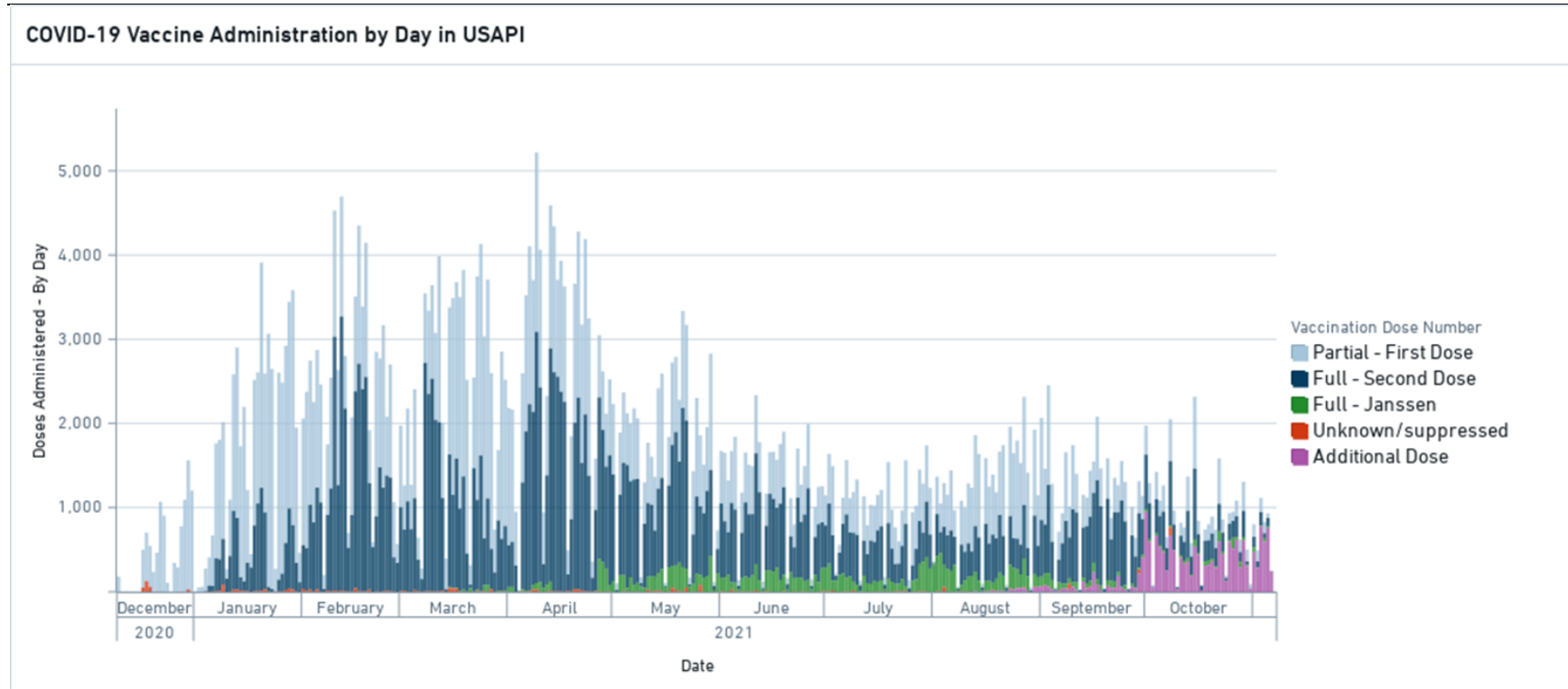
CDC/PIHOA one-on-one USAPI weekly check-ins
Week: 10/30/2021-11/05/2021

USAPI Vaccine Summary Tables and Charts:

**Note that all data except for those detailing Outer Island coverage rates comes directly from Tiberius. Thank you to Katrina Myers and the entire USAPI Tiberius Team for helping assemble "Dr. B's Famous Slide-set." Thank you to the jurisdictions who enter this data into WebIZ each day to keep it up to date.*

**Outer Island data was provided by each jurisdiction based on their outer island outreach activities. Because of this, there may be discrepancies between the two data sets (Tiberius and the Jurisdiction Outer Island Data). Also, some jurisdictions have yet to report their data in detail. Thank you to Dr. Haley Cash for assembling the Outer Island table and each of the jurisdictions for collecting and reporting this unique, yet important data.*

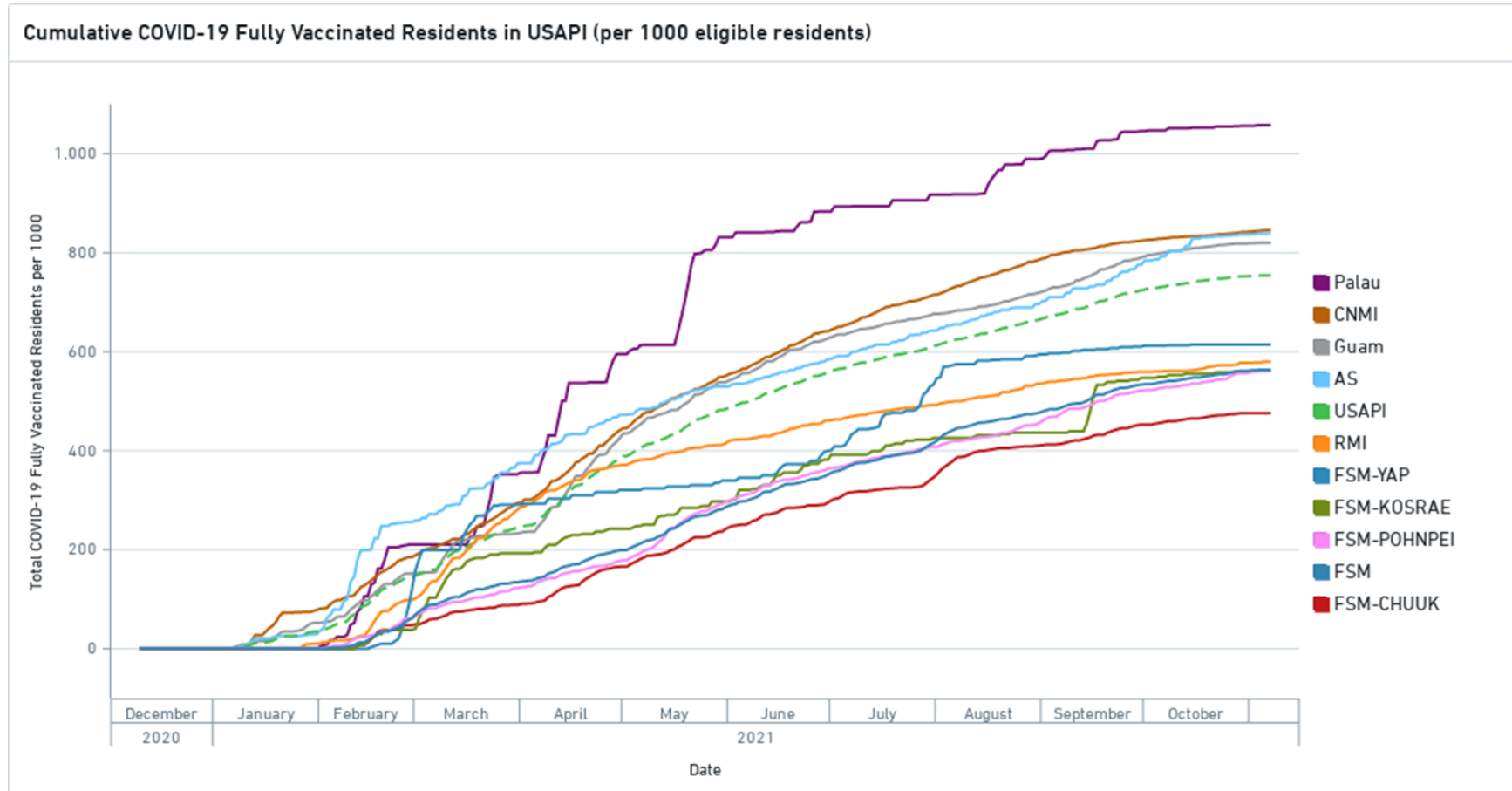
US-affiliated Pacific Islands Region



Source: Tiberius Dataset "Administration - Admin Awardee - Reporting View"

Metrics Include - Jurisdiction and Pharmacy Data, Exclude - Federal Agency Data

CDC/PIHOA one-on-one USAPI weekly check-ins
Week: 10/30/2021-11/05/2021



Metrics Include - Jurisdiction and Pharmacy Data, Exclude - Federal Agency Data

Eligible Population - 12+ yrs

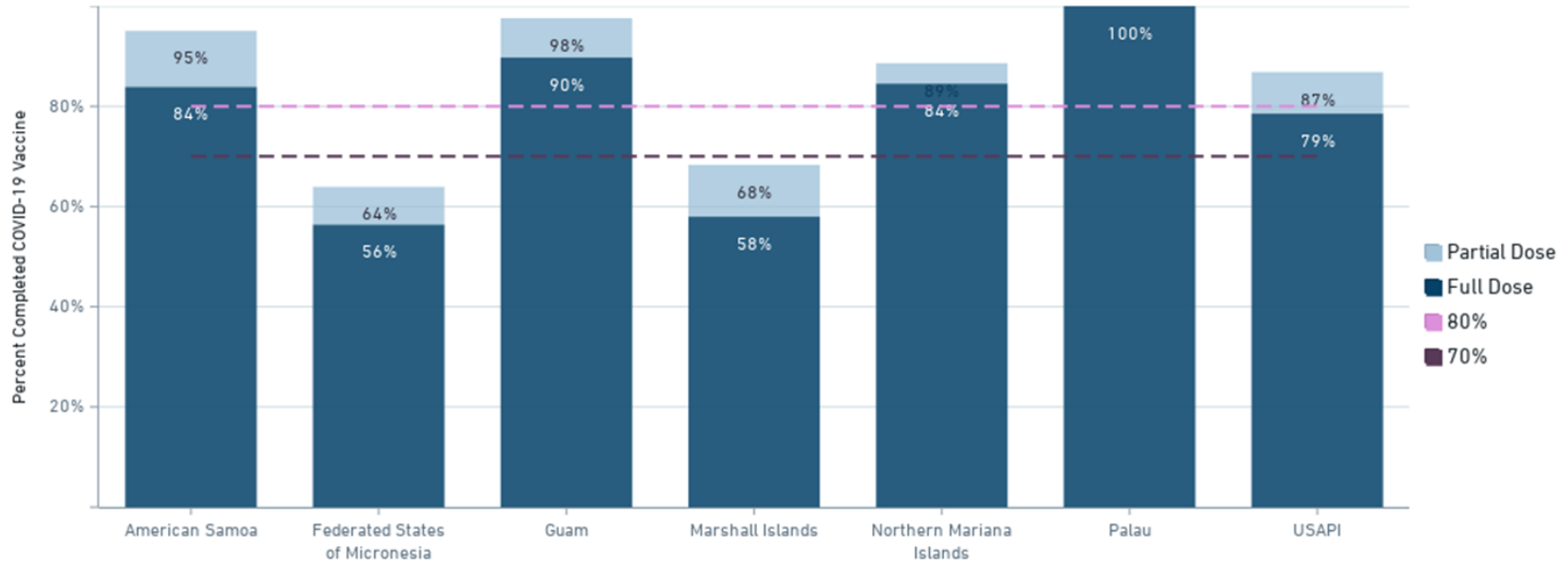
Source: Tiberius Dataset "Awardee Vaccine Metrics - Reporting View"

CDC/PIHOA one-on-one USAPI weekly check-ins
Week: 10/30/2021-11/05/2021

Jurisdiction	Population Aged 12+	Fully Vaccinated	Percent Fully Vaccinated	Partially Vaccinated	Percent Partially Vaccinated	Unvaccinated	Percent Unvaccinated	Additional Doses
American Samoa	36,943	30,979	84%	35,126	95%	1,817	5%	414
FSM-CHUUK	35,307	17,156	49%	20,012	57%	15,295	43%	23
FSM-KOSRAE	4,805	3,295	69%	3,585	75%	1,220	25%	0
FSM-POHNPEI	26,590	15,269	57%	17,171	65%	9,419	35%	14
FSM-YAP	8,616	5,841	68%	6,377	74%	2,239	26%	251
Guam	136,291	122,301	90%	133,039	98%	3,252	2%	11856
Marshall Islands	35,800	20,758	58%	24,493	68%	11,307	32%	222
Northern Mariana Islands	41,401	34,981	84%	36,680	89%	4,721	11%	3826
Palau	14,748	15,603	100%	17,886	100%	-	0%	1406
USAPI	348,305	266,183	79%	294,369	87%	44,573	13%	18012

CDC/PIHOA one-on-one USAPI weekly check-ins
Week: 10/30/2021-11/05/2021

Striving for 80% USAPI COVID-19 Vaccine Progress (12+ yrs old as eligible population)



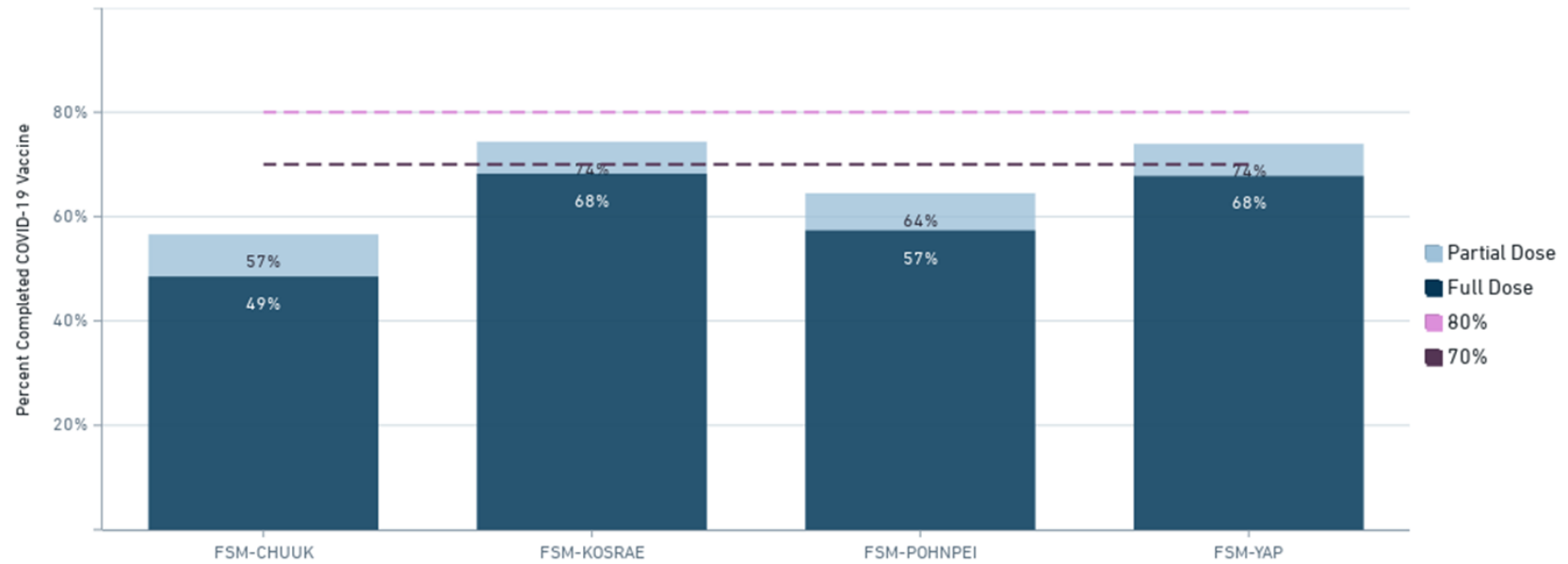
Metrics Include Jurisdiction, Pharmacy, and Federal Agency Data

Source: Tiberius Dataset "Administration - Admin Awardee - Reporting View"

Percentages are capped at 100%

CDC/PIHOA one-on-one USAPI weekly check-ins
Week: 10/30/2021-11/05/2021

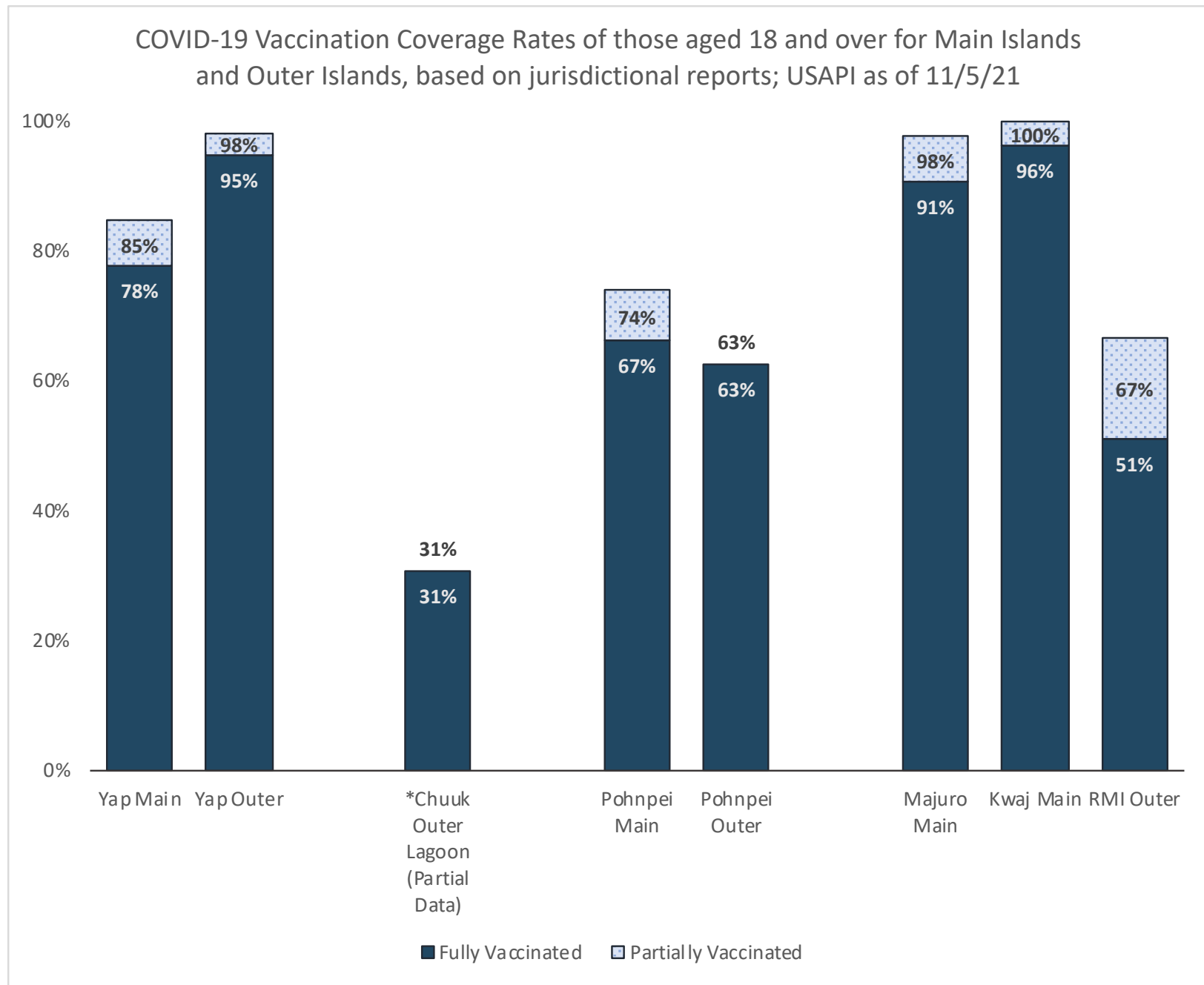
Striving for 80% USAPI COVID-19 Vaccine Progress (12+ yrs old as eligible population) (FSM States)



Source: Tiberius Dataset "Administration - Admin Zip - Reporting View"

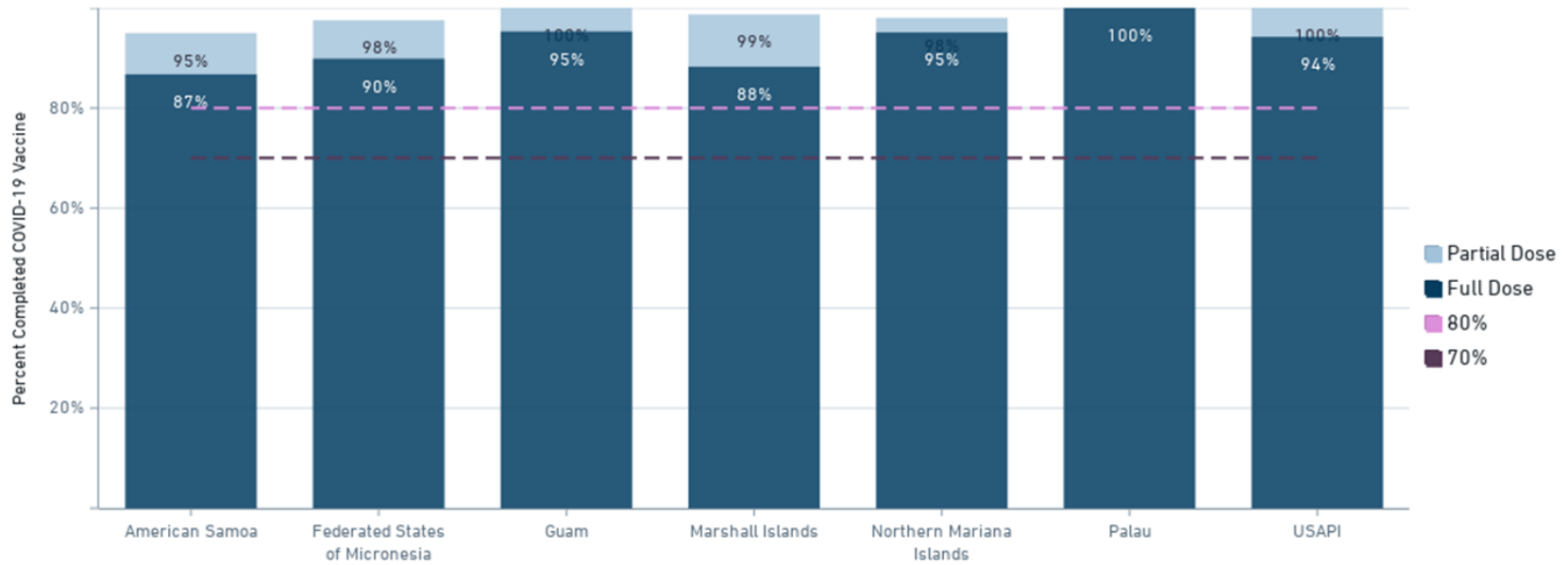
Percentages are capped at 100%

CDC/PIHOA one-on-one USAPI weekly check-ins
Week: 10/30/2021-11/05/2021



CDC/PIHOA one-on-one USAPI weekly check-ins
Week: 10/30/2021-11/05/2021

USAPI COVID-19 Vaccine Progress: 50 yrs and over

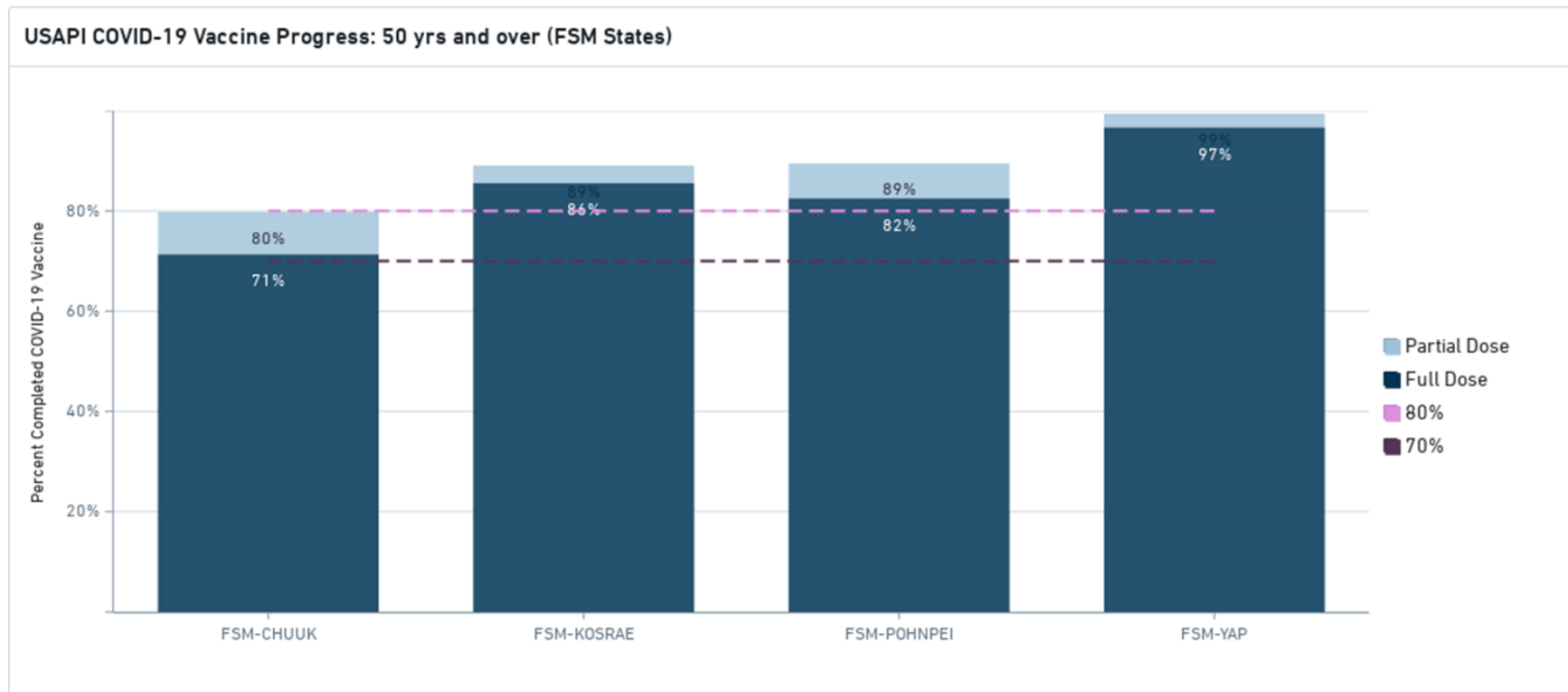


Metrics Include Jurisdiction, Pharmacy, and Federal Agency Data

Source: Tiberius Dataset "Administration - Admin Awardee - Reporting View"

Percentages are capped at 100%

CDC/PIHOA one-on-one USAPI weekly check-ins
Week: 10/30/2021-11/05/2021



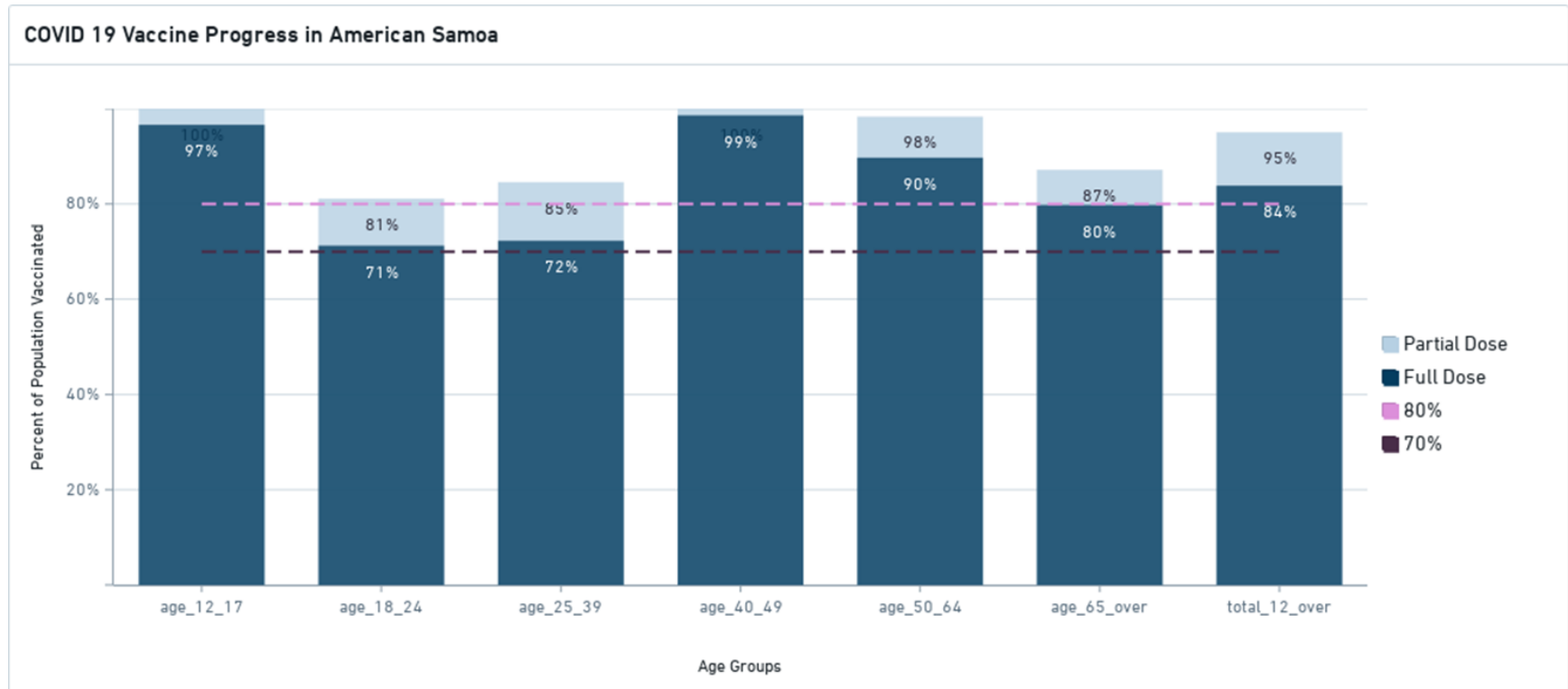
Source: Tiberius Dataset "Administration - Admin Zip - Reporting View"

Percentages are capped at 100%

CDC/PIHOA one-on-one USAPI weekly check-ins
Week: 10/30/2021-11/05/2021

By Jurisdiction:

American Samoa

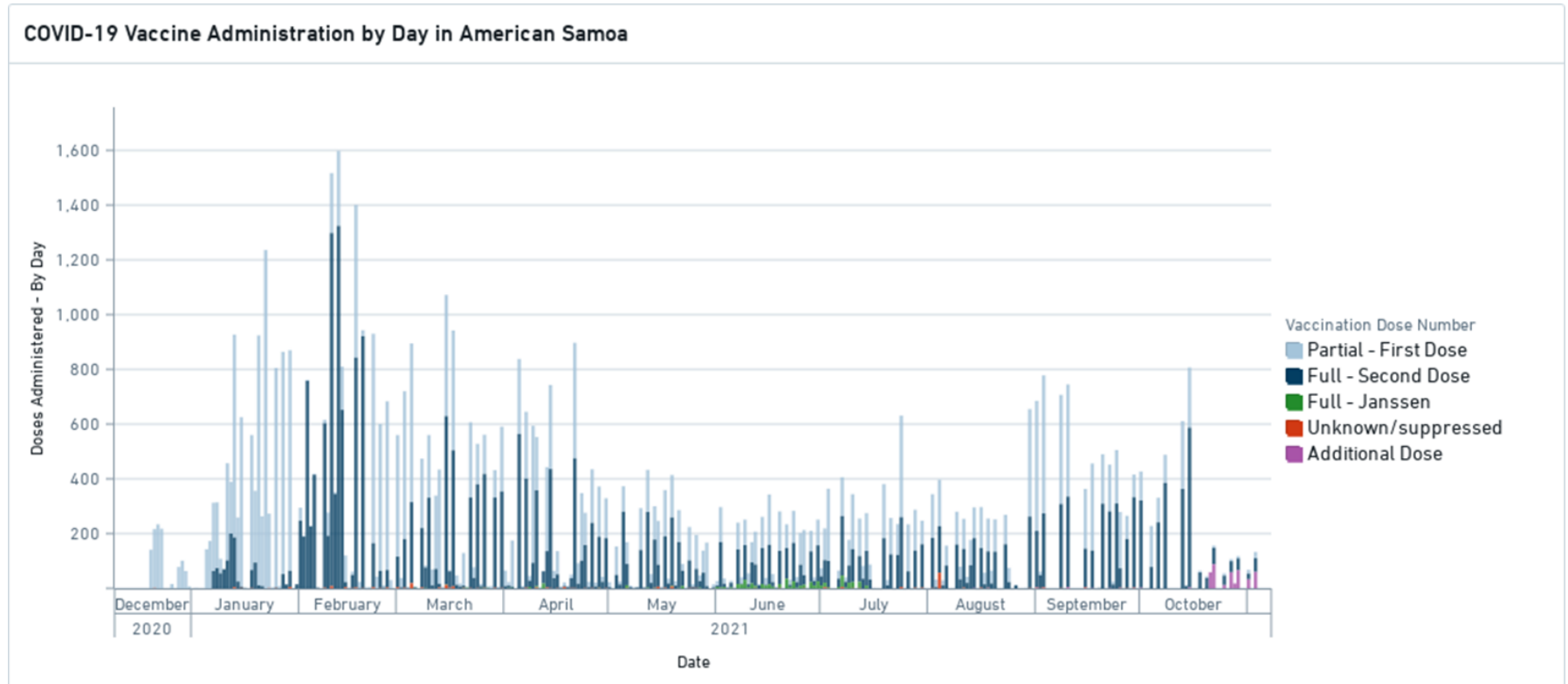


Eligible Population - 12+ yrs

Percentages are capped at 100%

Source: Tiberius Dataset "Administration - Admin Awardee - Reporting View"

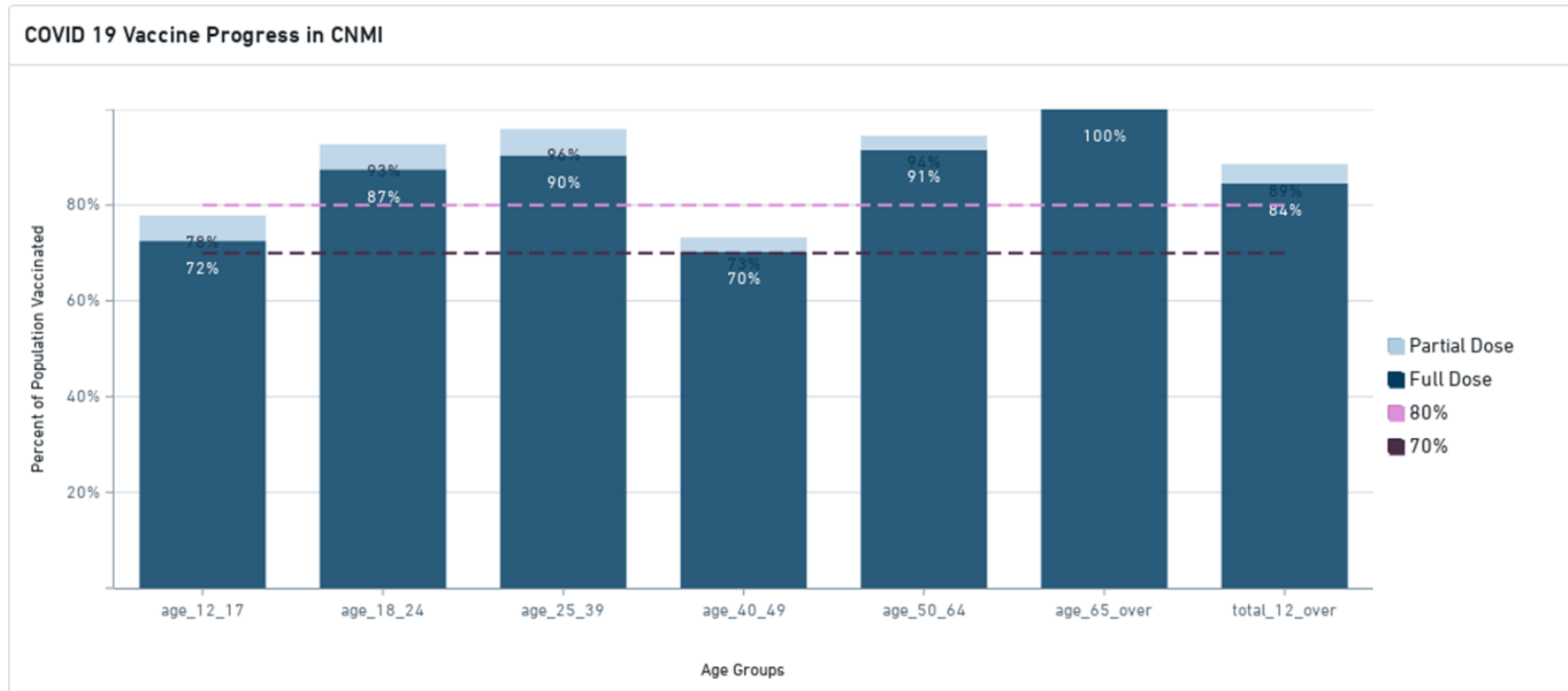
CDC/PIHOA one-on-one USAPI weekly check-ins
Week: 10/30/2021-11/05/2021



Source: Tiberius Dataset "Administration - Admin Awardee - Reporting View"

CDC/PIHOA one-on-one USAPI weekly check-ins
Week: 10/30/2021-11/05/2021

Commonwealth of the Northern Mariana Islands

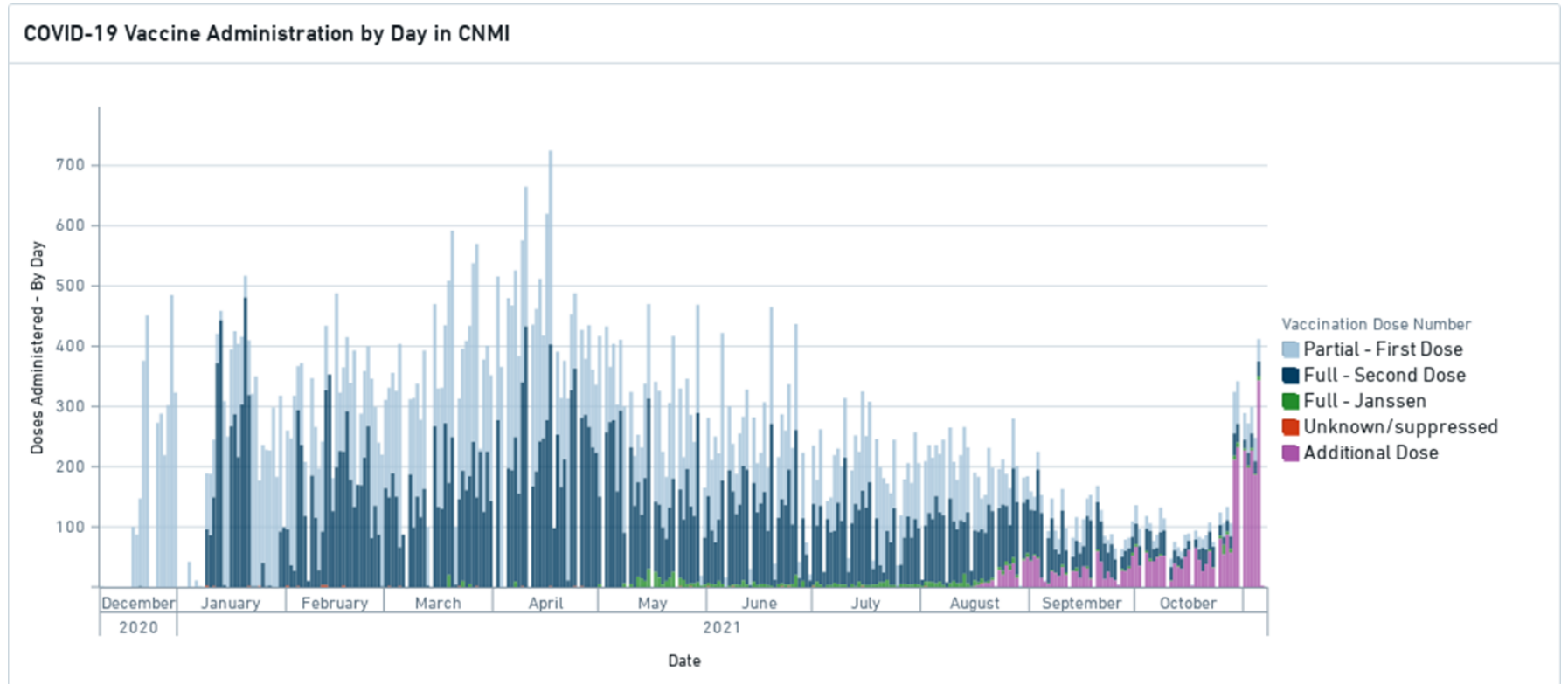


Eligible Population - 12+ yrs

Percentages are capped at 100%

Source: Tiberius Dataset "Administration - Admin Awardee - Reporting View"

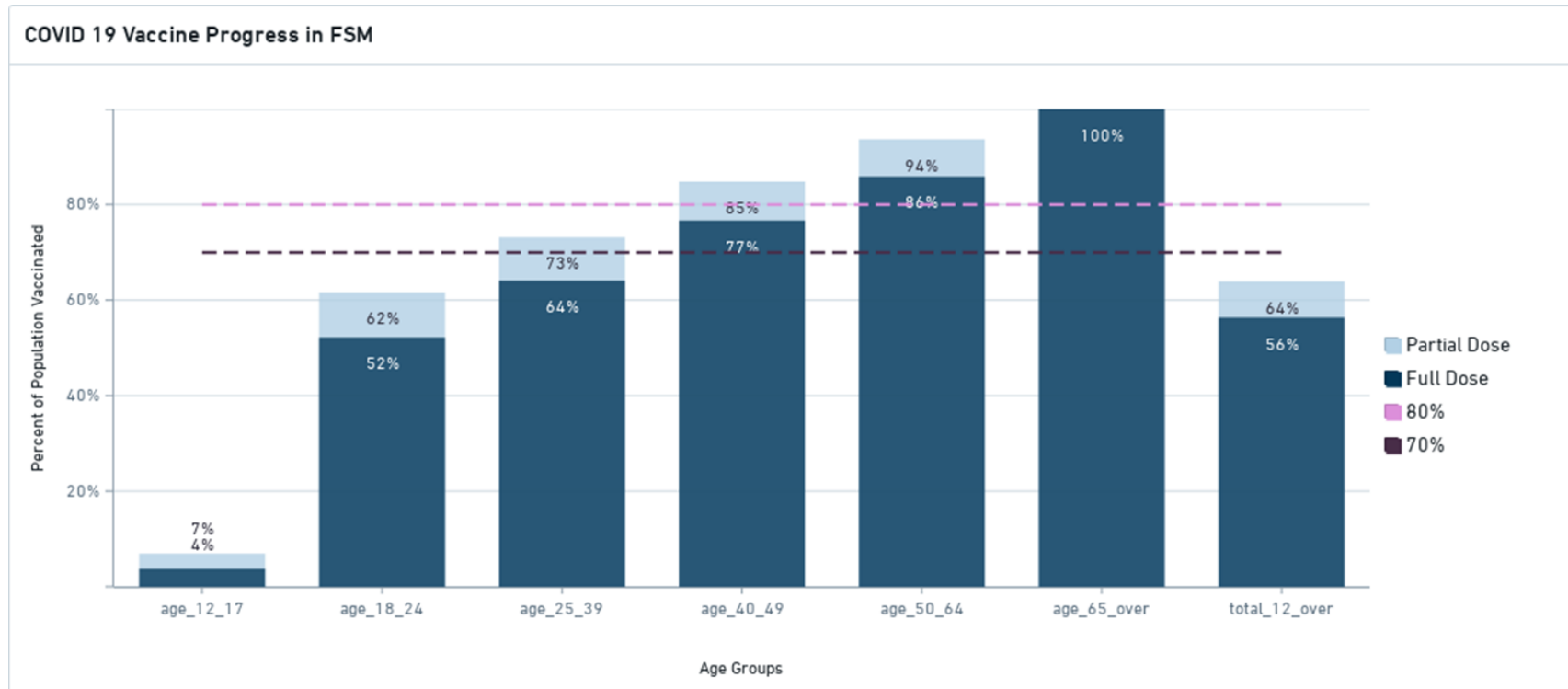
CDC/PIHOA one-on-one USAPI weekly check-ins
Week: 10/30/2021-11/05/2021



Source: Tiberius Dataset "Administration - Admin Awardee - Reporting View"

CDC/PIHOA one-on-one USAPI weekly check-ins
Week: 10/30/2021-11/05/2021

Federated States of Micronesia

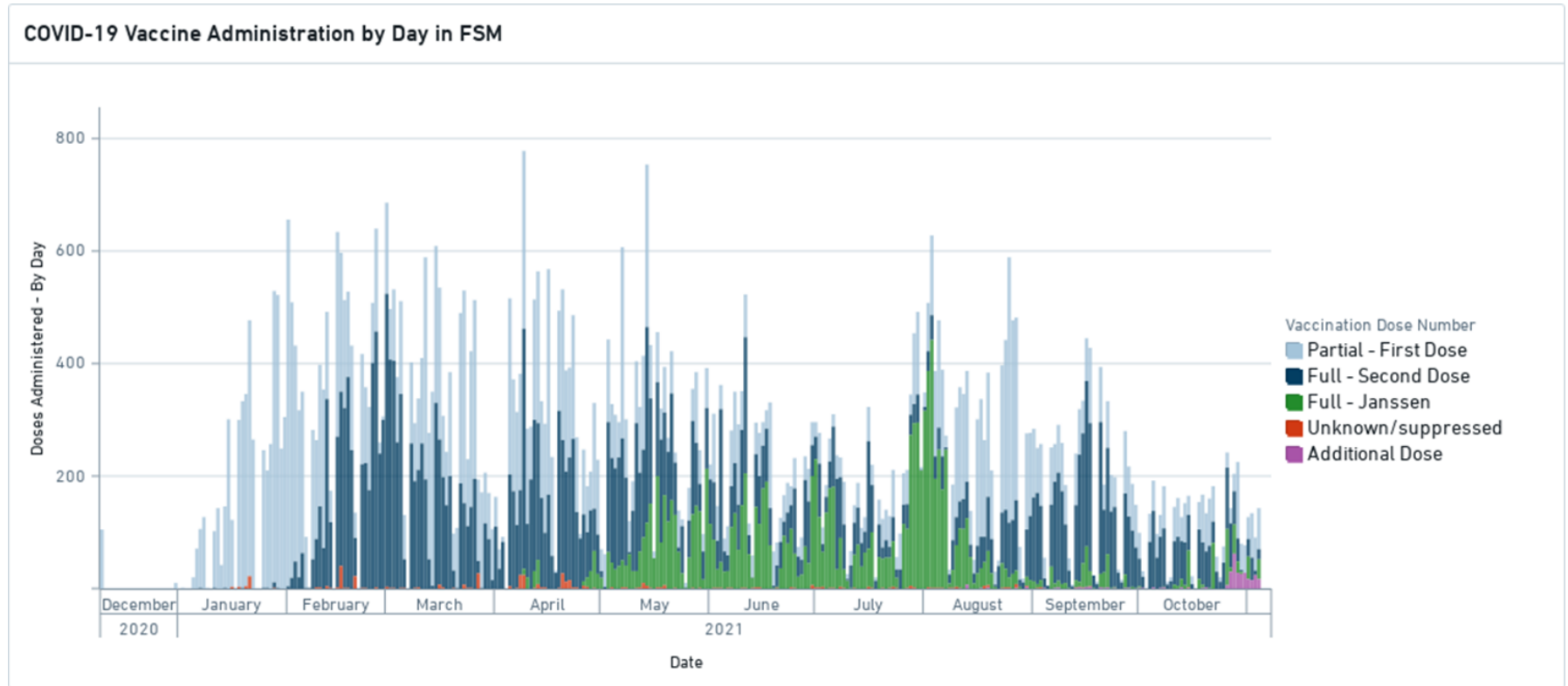


Eligible Population - 12+ yrs

Percentages are capped at 100%

Source: Tiberius Dataset "Administration - Admin Awardee - Reporting View"

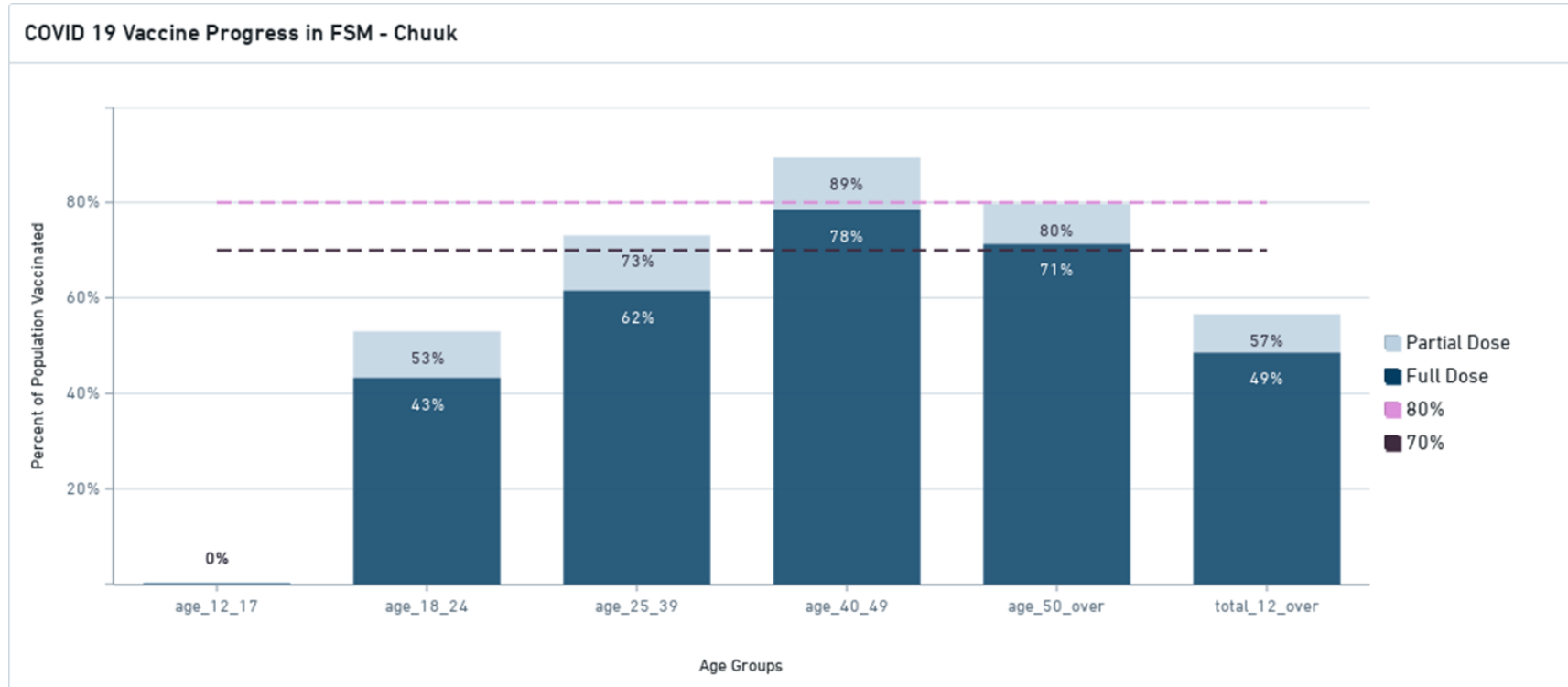
CDC/PIHOA one-on-one USAPI weekly check-ins
Week: 10/30/2021-11/05/2021



Source: Tiberius Dataset "Administration - Admin Awardee - Reporting View"

CDC/PIHOA one-on-one USAPI weekly check-ins
Week: 10/30/2021-11/05/2021

Chuuk

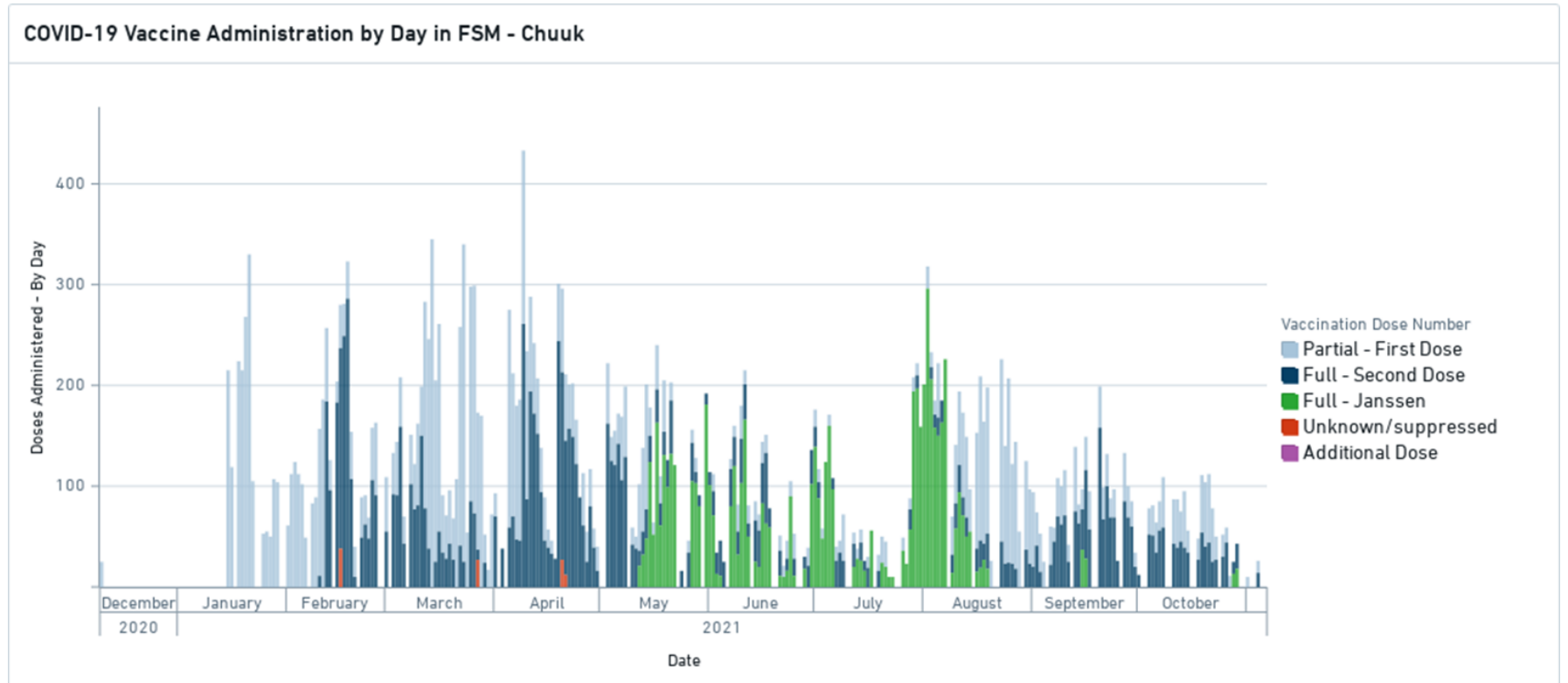


Eligible Population - 12+ yrs

Percentages are capped at 100%

Source: Tiberius Dataset "Administration - Admin Zip - Reporting View"

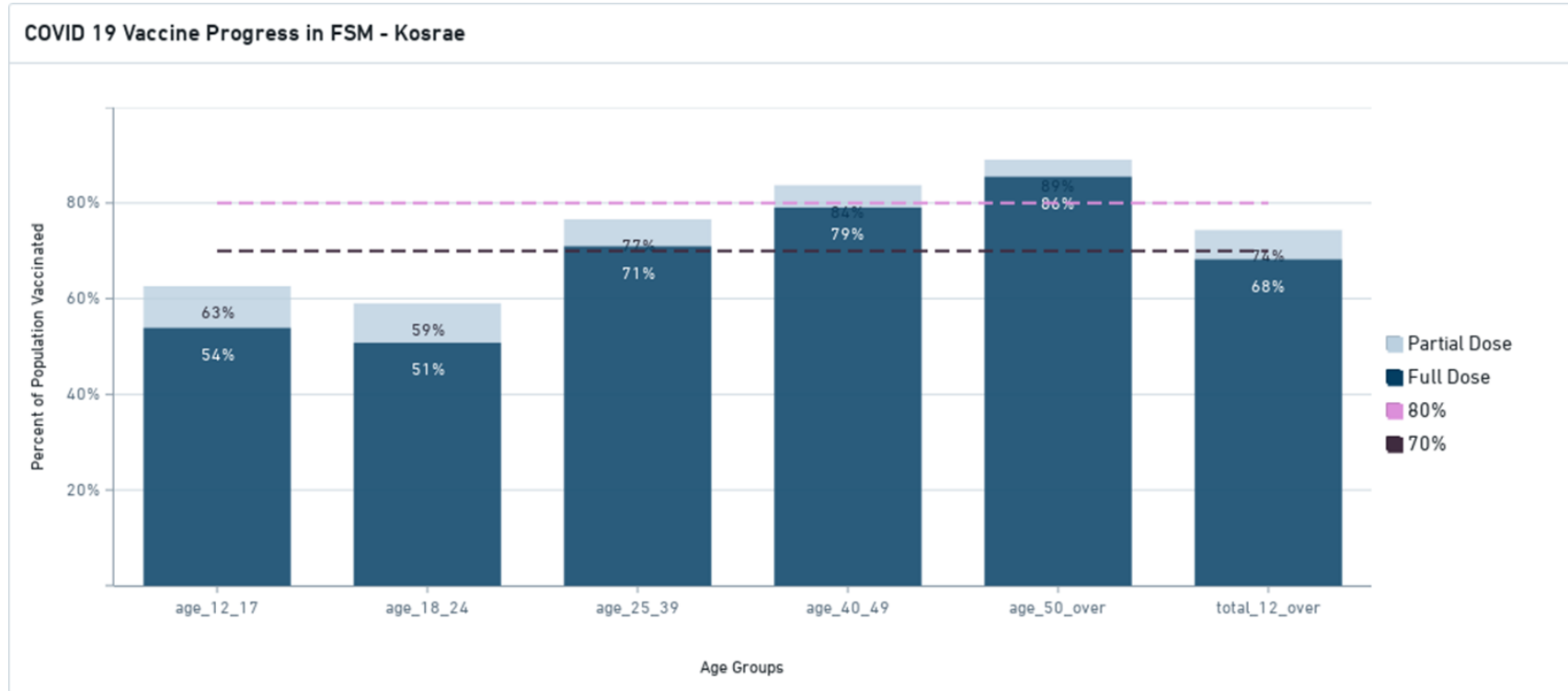
CDC/PIHOA one-on-one USAPI weekly check-ins
Week: 10/30/2021-11/05/2021



Source: Tiberius Dataset "Administration - Admin Zip - Reporting View"

CDC/PIHOA one-on-one USAPI weekly check-ins
Week: 10/30/2021-11/05/2021

Kosrae

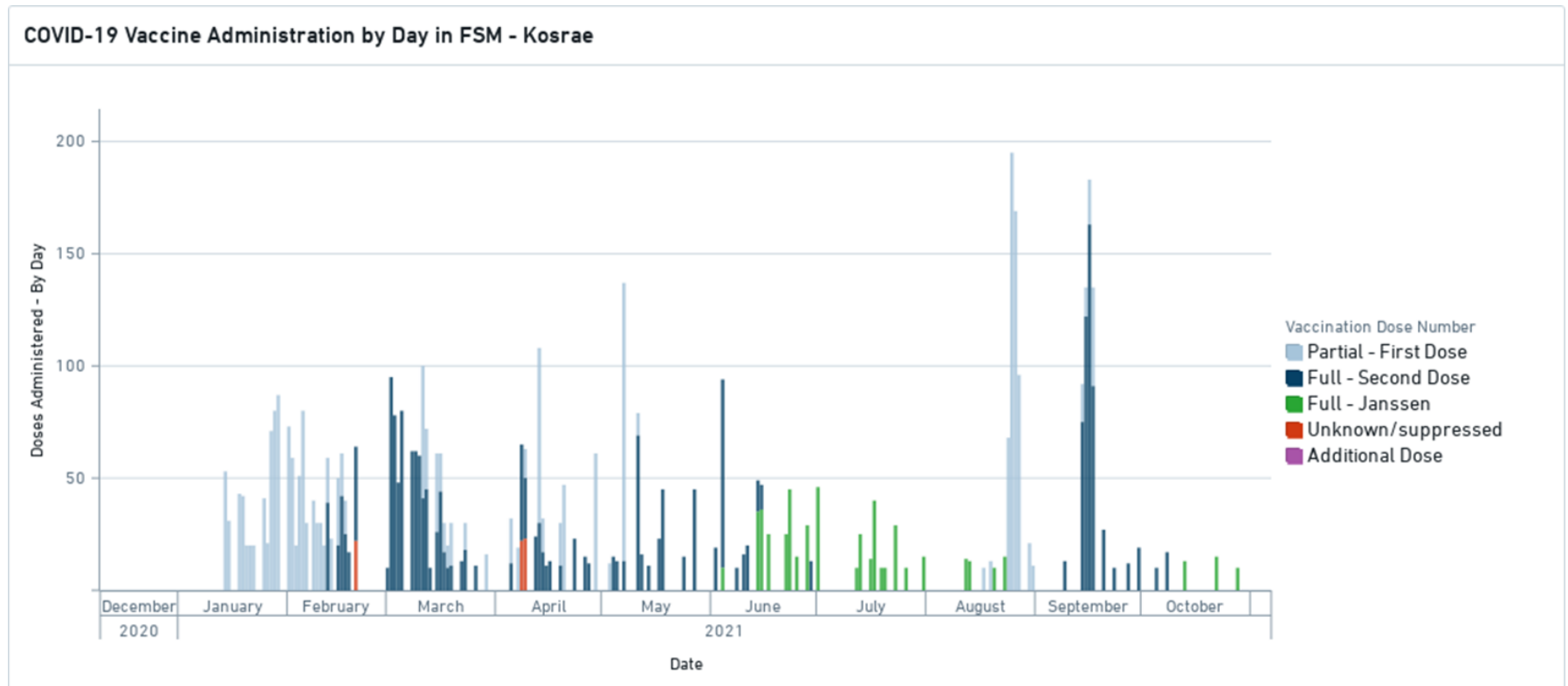


Eligible Population - 12+ yrs

Percentages are capped at 100%

Source: Tiberius Dataset "Administration - Admin Zip - Reporting View"

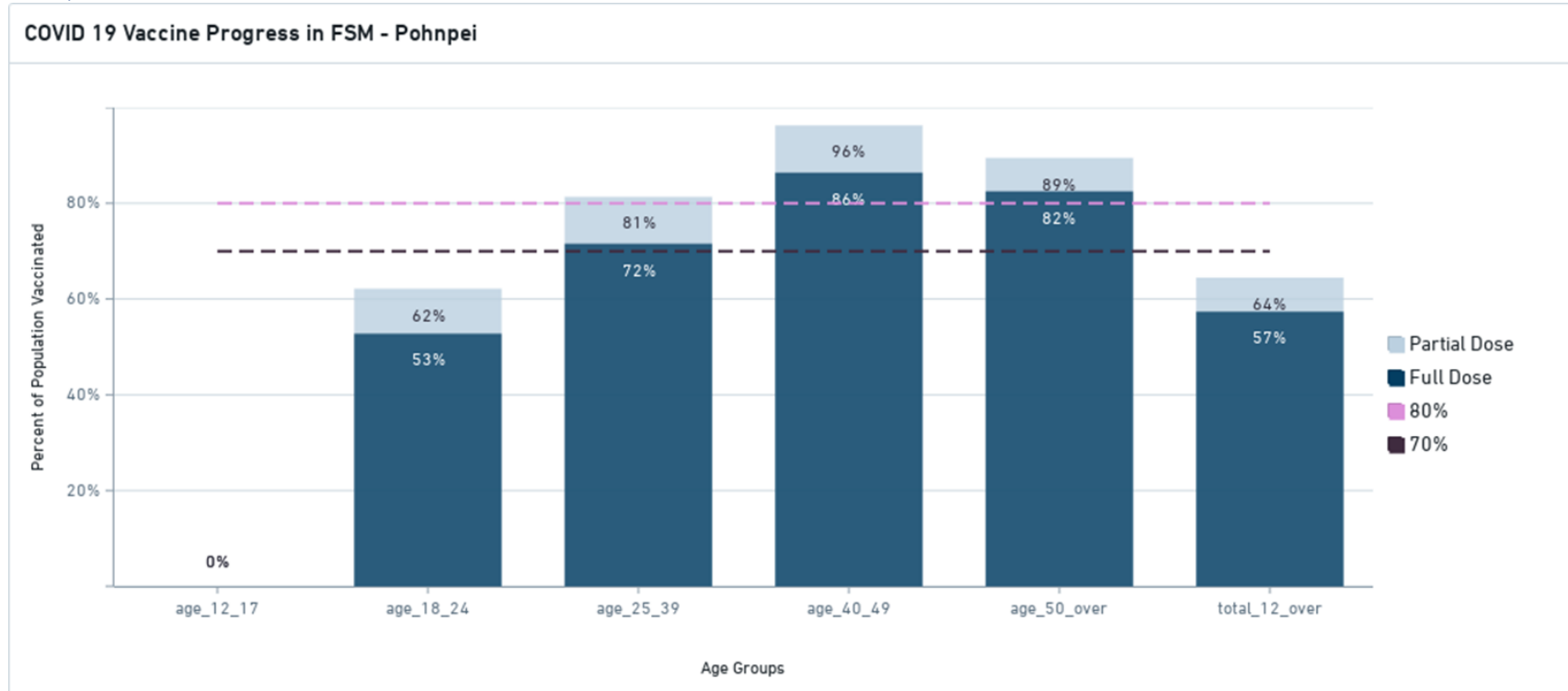
CDC/PIHOA one-on-one USAPI weekly check-ins
Week: 10/30/2021-11/05/2021



Source: Tiberius Dataset "Administration - Admin Zip - Reporting View"

CDC/PIHOA one-on-one USAPI weekly check-ins
Week: 10/30/2021-11/05/2021

Pohnpei

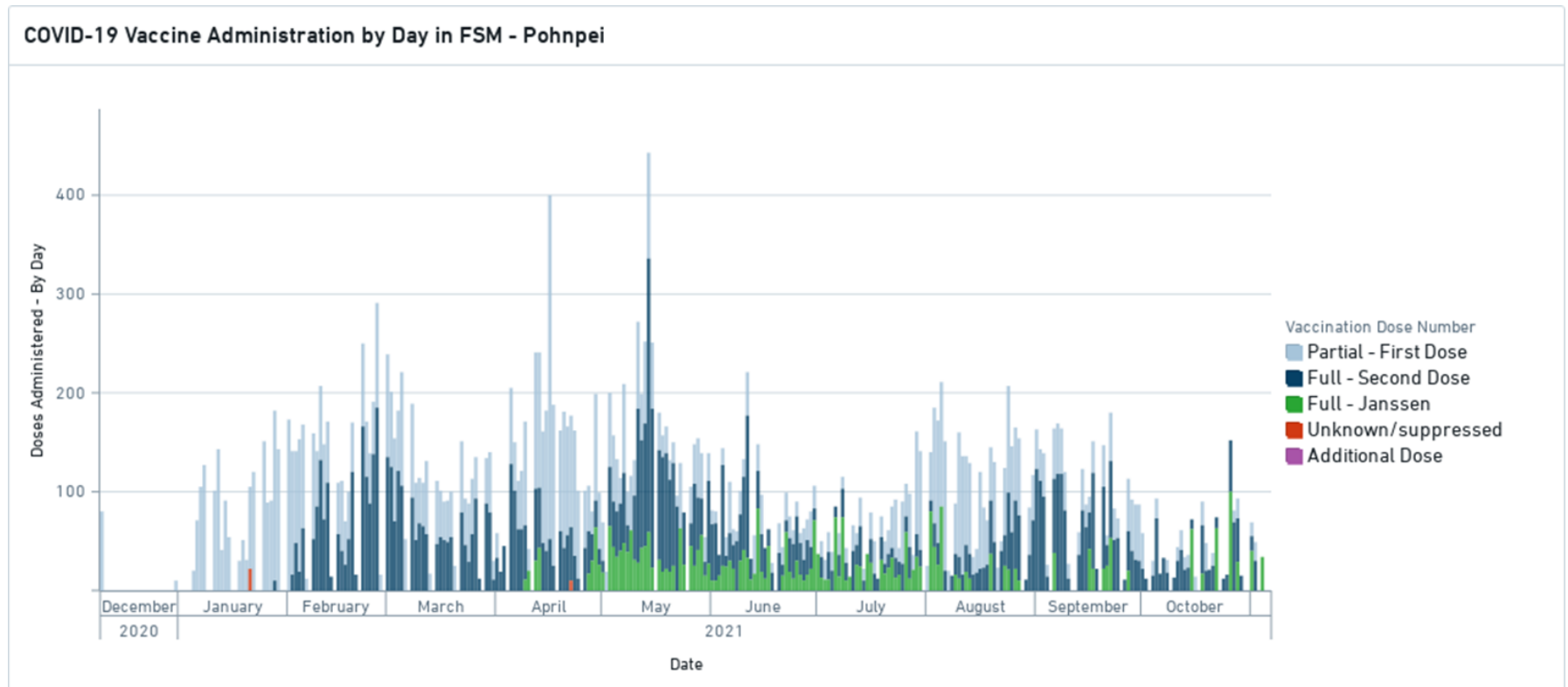


Eligible Population - 12+ yrs

Percentages are capped at 100%

Source: Tiberius Dataset "Administration - Admin Zip - Reporting View"

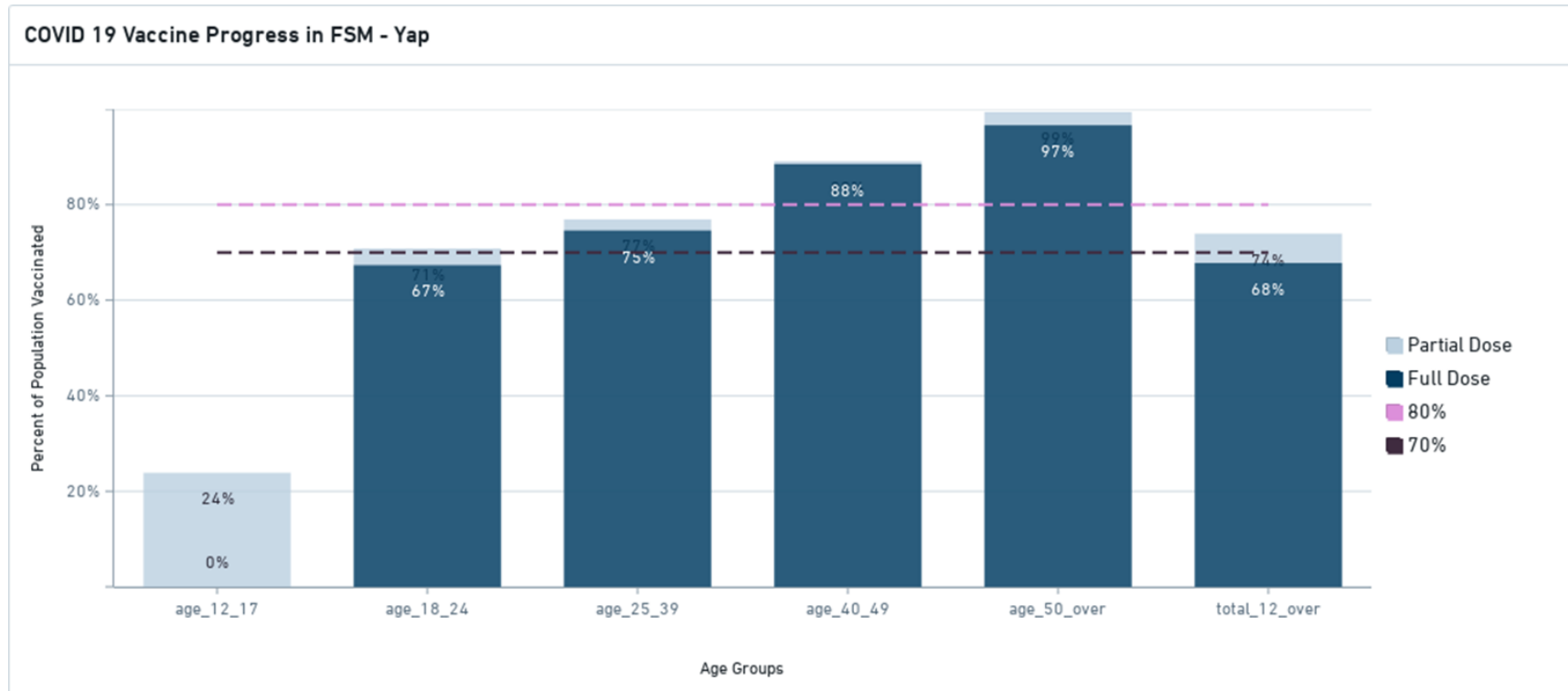
CDC/PIHOA one-on-one USAPI weekly check-ins
Week: 10/30/2021-11/05/2021



Source: Tiberius Dataset "Administration - Admin Zip - Reporting View"

CDC/PIHOA one-on-one USAPI weekly check-ins
Week: 10/30/2021-11/05/2021

Yap

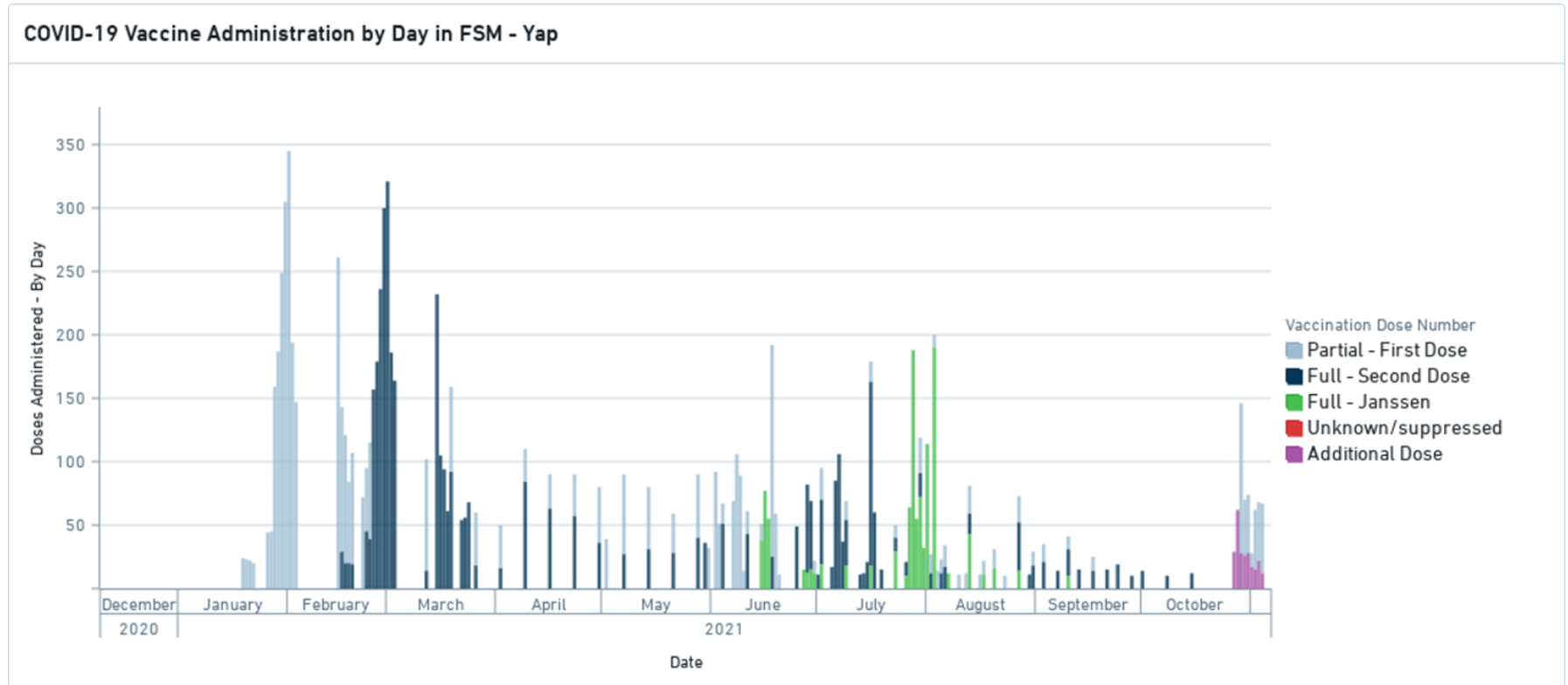


Eligible Population - 12+ yrs

Percentages are capped at 100%

Source: Tiberius Dataset "Administration - Admin Zip - Reporting View"

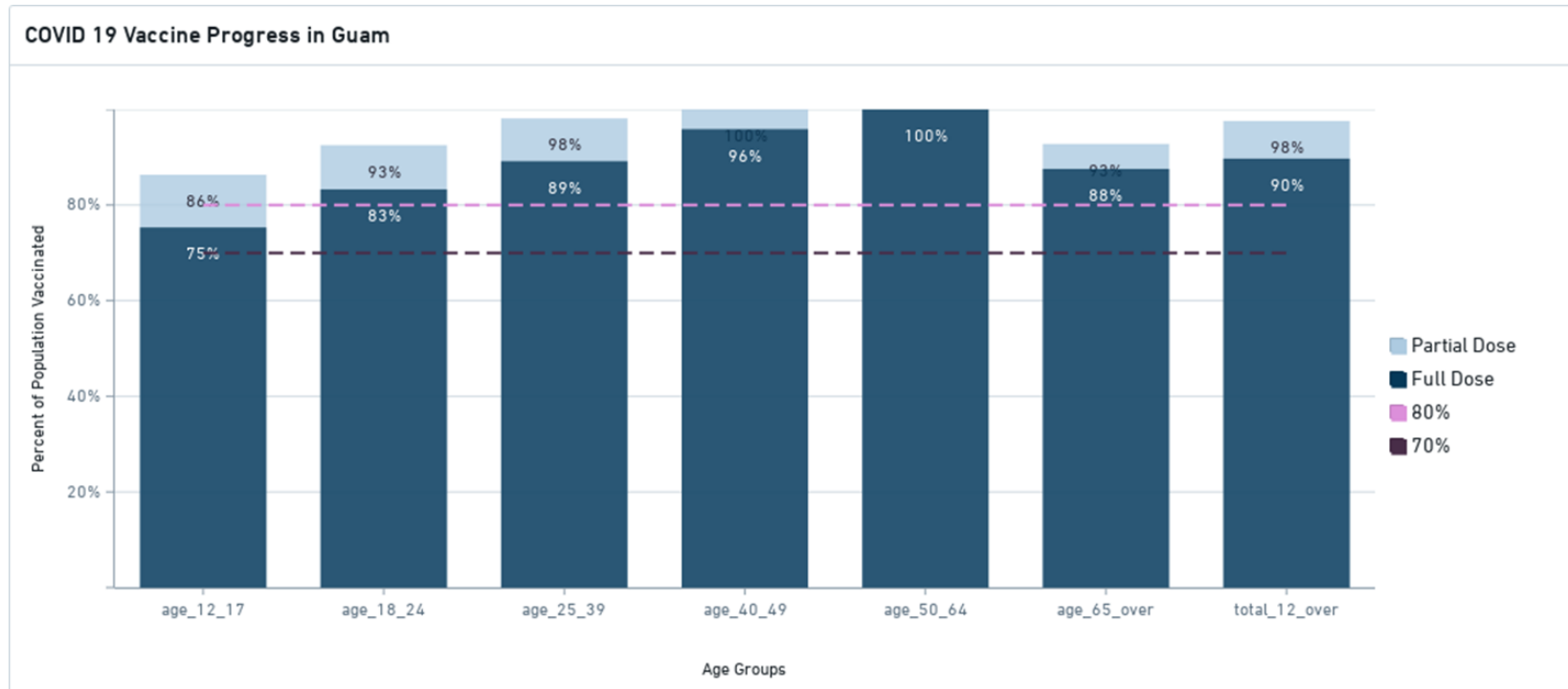
CDC/PIHOA one-on-one USAPI weekly check-ins
Week: 10/30/2021-11/05/2021



Source: Tiberius Dataset "Administration - Admin Zip - Reporting View"

CDC/PIHOA one-on-one USAPI weekly check-ins
Week: 10/30/2021-11/05/2021

Guam



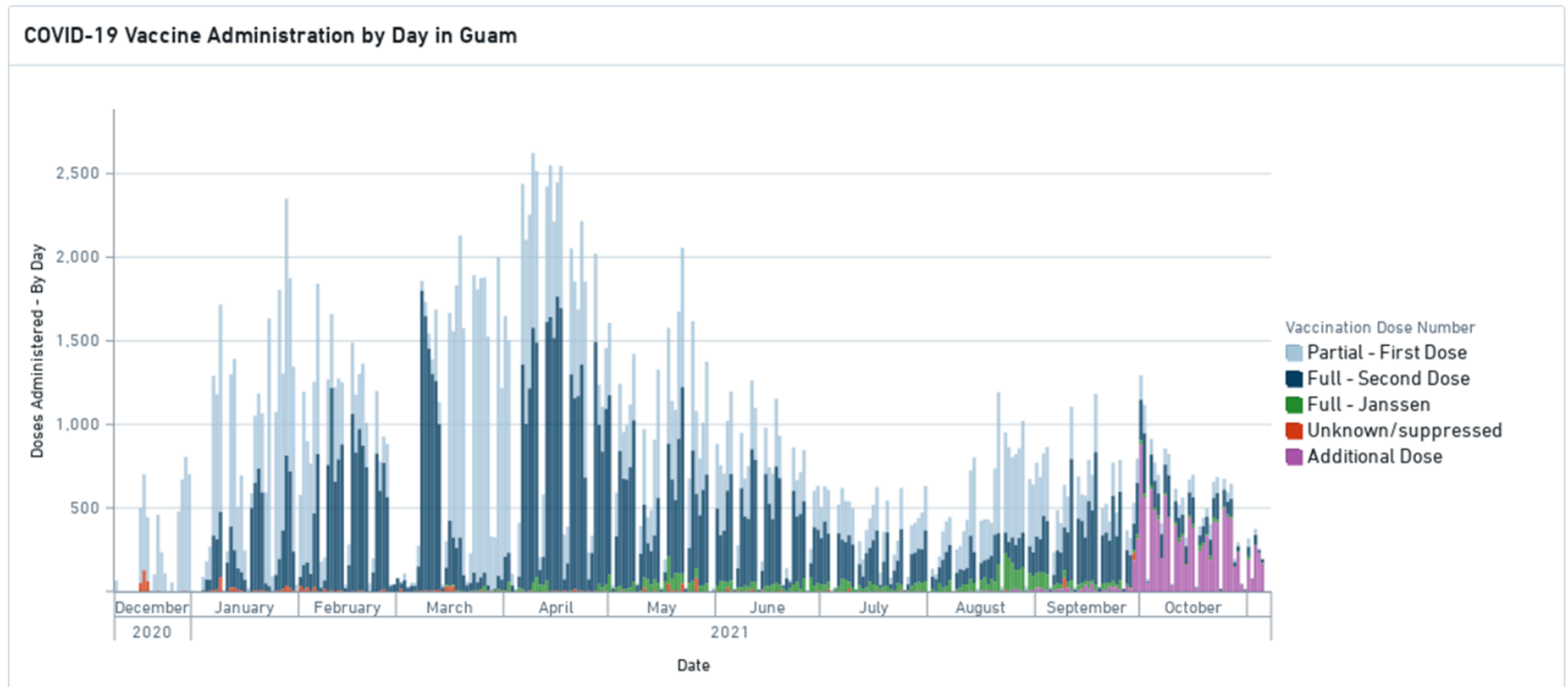
Eligible Population - 12+ yrs

Metrics Include Jurisdiction, Pharmacy, and Federal Agency Data

Percentages are capped at 100%

Source: Tiberius Dataset "Administration - Admin Awardee - Reporting View"

CDC/PIHOA one-on-one USAPI weekly check-ins
Week: 10/30/2021-11/05/2021

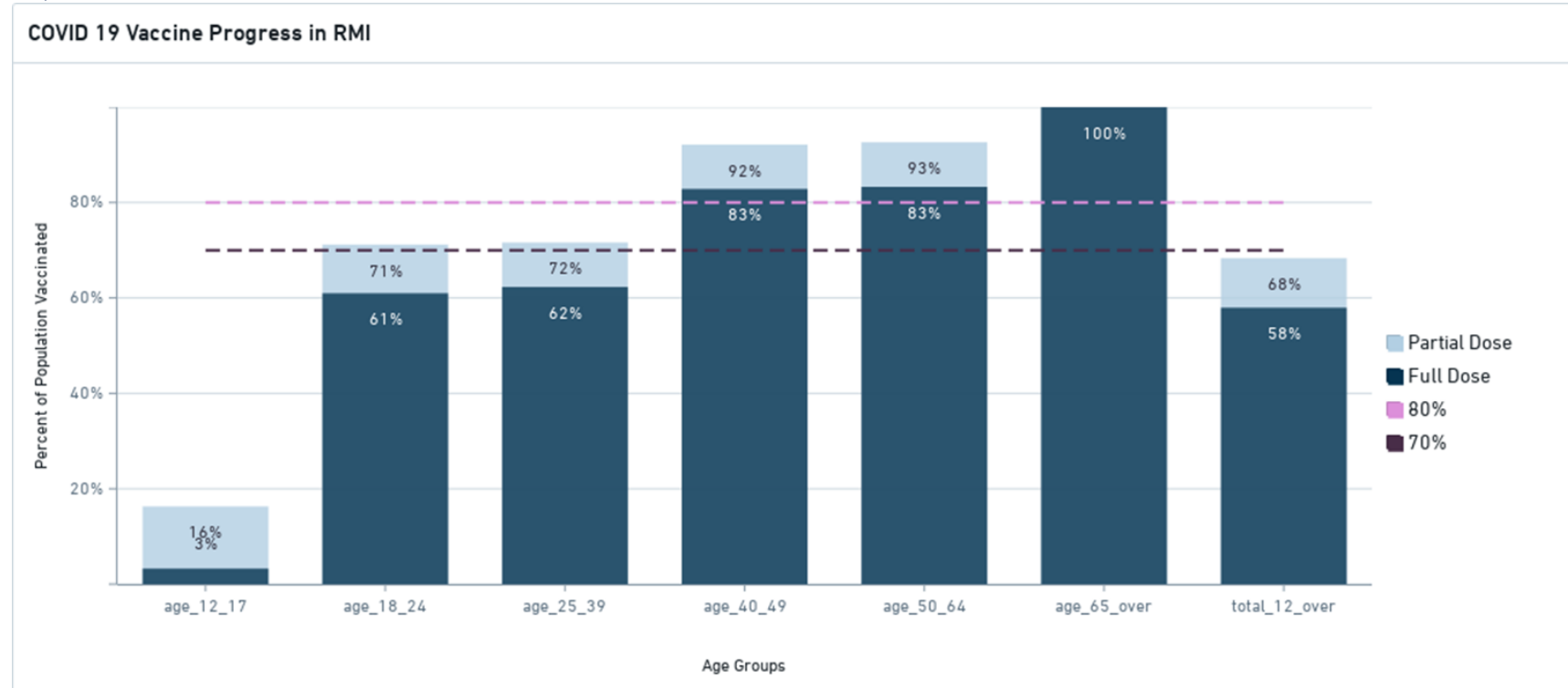


Source: Tiberius Dataset "Administration - Admin Awardee - Reporting View"

Metrics Include - Jurisdiction and Pharmacy Data, Exclude - Federal Agency Data

CDC/PIHOA one-on-one USAPI weekly check-ins
Week: 10/30/2021-11/05/2021

Republic of Marshall Islands

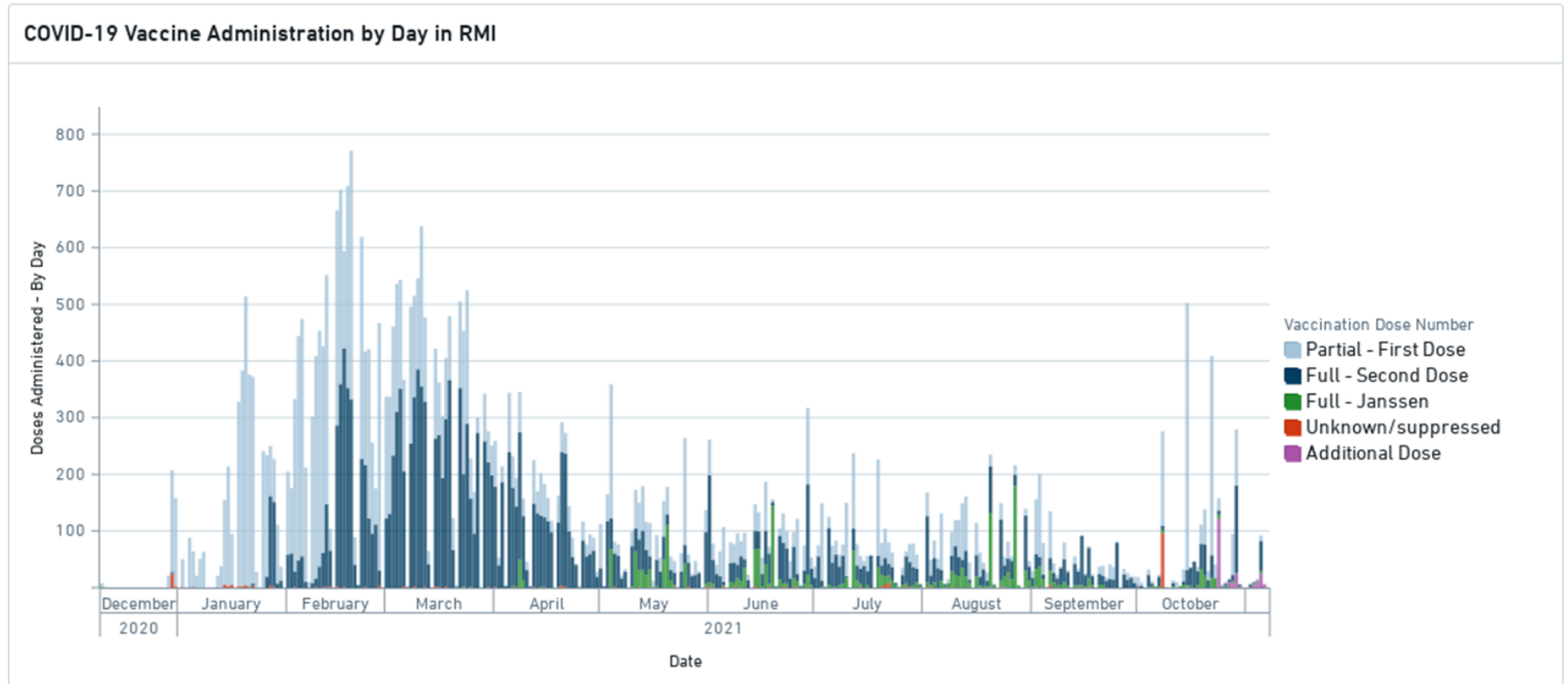


Eligible Population - 12+ yrs

Percentages are capped at 100%

Source: Tiberius Dataset "Administration - Admin Awardee - Reporting View"

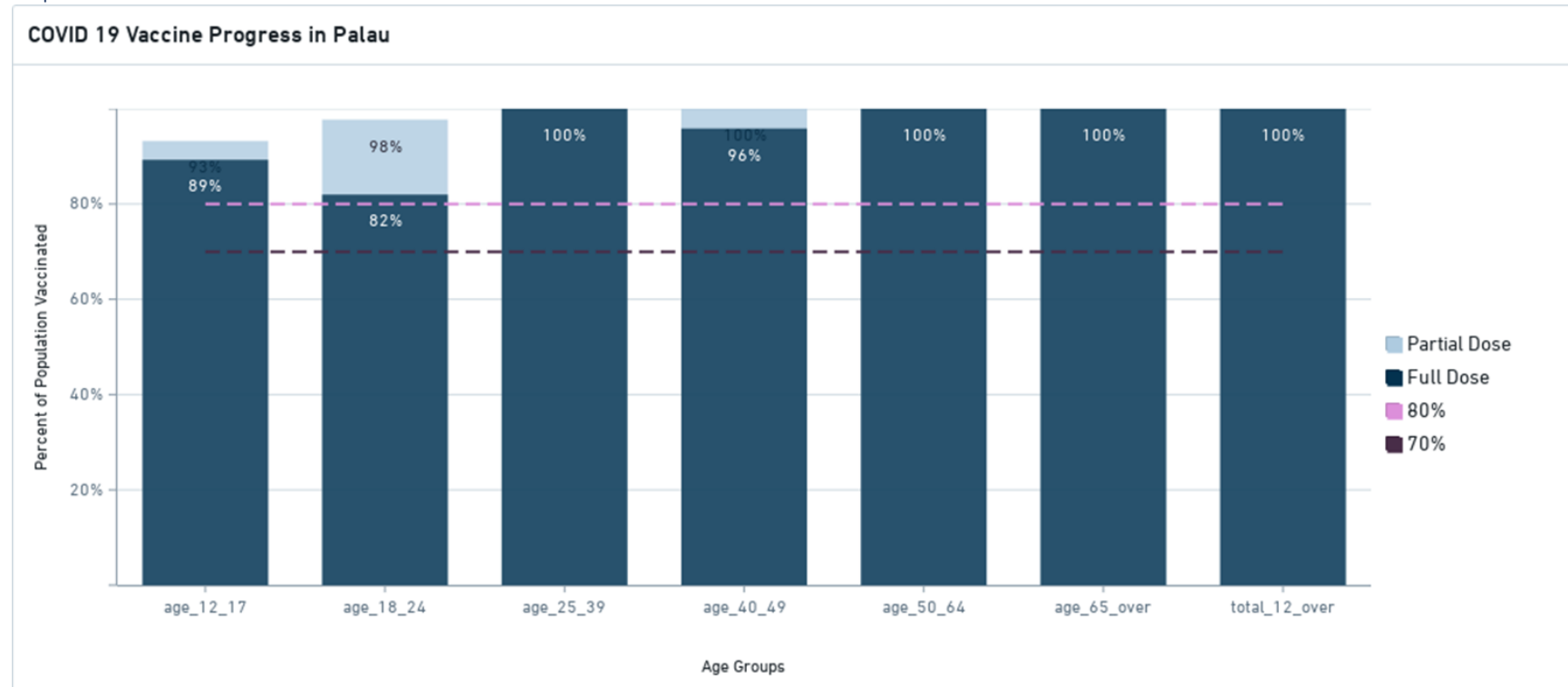
CDC/PIHOA one-on-one USAPI weekly check-ins
Week: 10/30/2021-11/05/2021



Source: Tiberius Dataset "Administration - Admin Awardee - Reporting View"

CDC/PIHOA one-on-one USAPI weekly check-ins
Week: 10/30/2021-11/05/2021

Republic of Palau

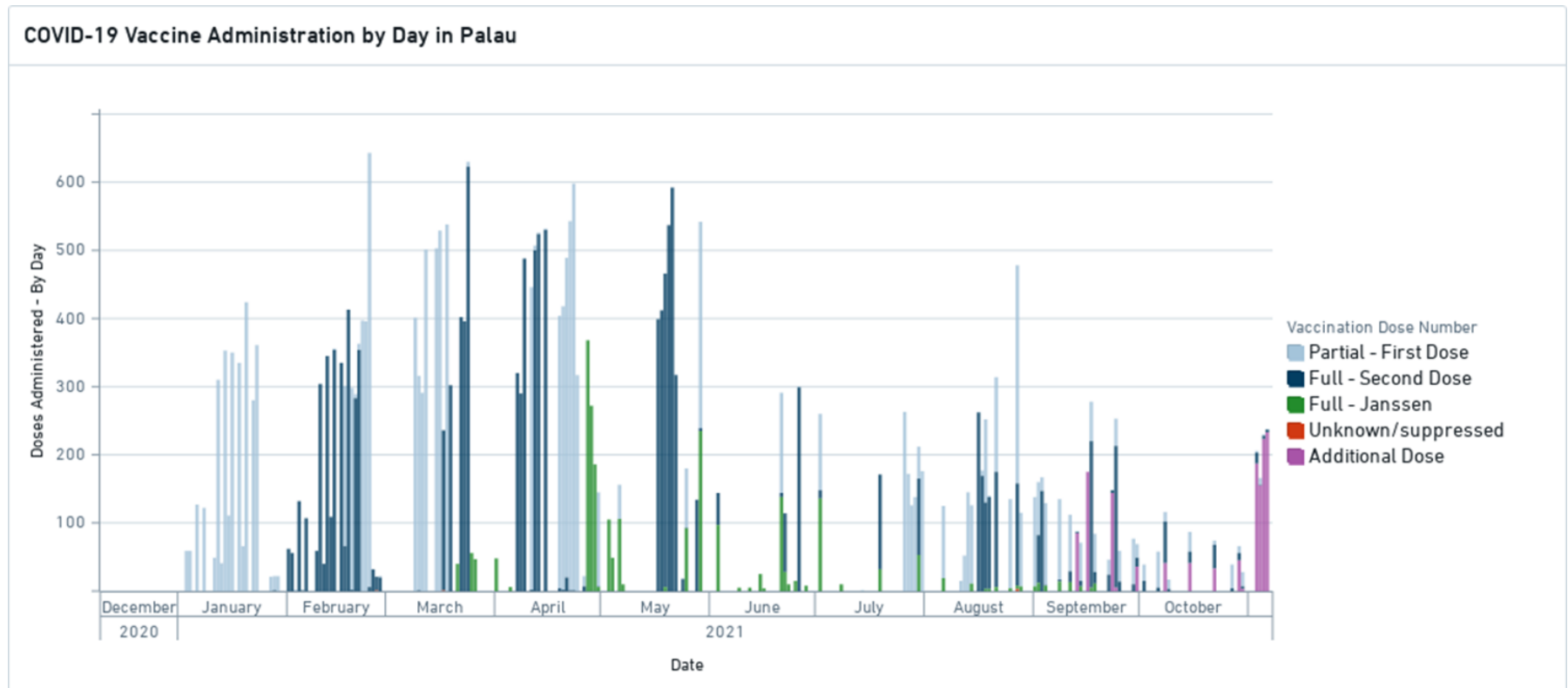


Eligible Population - 12+ yrs

Percentages are capped at 100%

Source: Tiberius Dataset "Administration - Admin Awardee - Reporting View"

CDC/PIHOA one-on-one USAPI weekly check-ins
Week: 10/30/2021-11/05/2021



Source: Tiberius Dataset "Administration - Admin Awardee - Reporting View"

CDC/PIHOA one-on-one USAPI weekly check-ins
Week: 10/30/2021-11/05/2021

Sources:

Population Metrics

Palau: 2015 census <https://www.palau.gov.pw/wp-content/uploads/2017/02/2015-Census-of-Population-Housing-Agriculture-.pdf>

FSM: 2010 census <https://www.fsmstatistics.fm/social/population-statistics/>

American Samoa: 2010 census <https://americansamoa.prism.spc.int/social/demography/population-by-age-group.html>

CNMI: 2015 census <https://cccguam.org/wp-content/uploads/CNMI-Statistical-Yearbook-2015-02.10.2017-nxp.pdf>

Guam: 2010 census <https://www.census.gov/data/datasets/2010/dec/guam.html>

RMI: 2010 census

FSM (States): 2010 census <https://www.fsmstatistics.fm/wp-content/uploads/2020/04/2010-Summary-Analysis-Key-Indicators.pdf>