

CDC/PIHOA one-on-one USAPI weekly check-ins
Week: 11/20/2021-11/26/2021

Regional Summary:

- COVID-19 cases
 - Guam has reported 19,155 total cases and 263 deaths with 94 new cases (↓ from 198 last week) and 1 new death reported this week (↓ from 4 new deaths last week); test positivity 2.8% (↓ from 4.6% last week)
 - CNMI has reported 649 total cases and 3 deaths; 218 new cases (2 imported and 216 community, ↑ from 50 last week) and 0 new deaths reported this week; cases identified from community-based testing and contact tracing with rise in cases linked to transmission in congregated living settings
 - Palau has reported 8 total cases (6 travelers in restricted movement, 2 contacts) with 0 new cases this week; no community transmission
 - American Samoa has reported 5 total cases (all imported) with 0 new cases reported this week
 - FSM and RMI have had no community transmission
- COVID-19 Vaccine distribution summary (See USAPI Vaccine Summary with 25 updated tables and figures listed below)
 - Pediatric formulation of the Pfizer vaccine was ordered and delivered to each of the 6 USAPI, pediatric vaccination campaigns have started in American Samoa, CNMI, and Guam
 - Based on jurisdictional reports: a total of 264,000 people in the region are fully vaccinated (77.8% of all eligible individuals /+0.5%)
 - An additional 19,000 people in the region are partially vaccinated (5.8% of eligible individuals in the region)
 - Note: eligible individuals are 5+ for CNMI, Guam, and American Samoa — 12+ for Palau, Kosrae, Yap and RMI – 18+ for Chuuk and Pohnpei
 - Based on data submitted into Tiberius via WebIZ: **75% of all people aged 5 years and older have had at least one dose of a COVID-19 vaccine; 68% are fully vaccinated.** This percentage includes Pohnpei and Chuuk (FSM) who have yet to start vaccinating adolescents or children.
 - Current percentages of eligible population **aged 5 and over** fully vaccinated (**with change from last week's data in parenthesis are blank due to the expanded eligible population**):
 - **American Samoa: 72% (--%)**
 - **FSM: Chuuk: 40% (--%), Kosrae: 57% (--%), Pohnpei: 48% (--%), Yap: 60% (--%)**
 - **Guam: 80% (--%)**
 - **RMI: 48% (--%)**
 - **CNMI: 73% (--%)**
 - **Palau: 95% (--%)**
 - Outer island vaccinations: Outer Island coverage rates from jurisdictional outer island outreach activities due to difficulty in determining denominators and true residence in Tiberius.
 - **RMI Outer Islands:** At least one dose **53% (+1%)**; Fully **45% (+3%)** (denominators adjusted based on OI reports and expanded to 12+)
 - **Yap Outer Islands:** At least one dose **98% (--%)**; Fully **95% (--%)** (denominators adjusted to locally collected denominators for 18+)
 - **Chuuk Outer Islands (out of the lagoon):** Fully **31% (--%)** (OI numbers are incomplete)
 - **Pohnpei Outer Islands:** Fully **63% (--%)** (denominator adjusted based on OI reports for 18+)
 - Boosters: A total of 34,894 boosters/additional doses have been provided across the USAPI: American Samoa: 1358; FSM: 984; Guam: 22,125; RMI: 637; CNMI: 57181; Palau: 2,609
- COVID-19 Containment strategies
 - Guam is allowing vaccinated travelers or unvaccinated travelers with negative test 72 hours prior to arrival to enter without testing or quarantine.
 - CNMI is allowing vaccinated travelers with approval to enter without quarantine with testing on day 5 and unvaccinated travelers to enter with facility quarantine requirement with testing on day 7.
 - Palau is running regular Guam flights with quarantine exemptions for vaccinated travelers (but with restricted movement) and testing on days 1&5.
 - RMI has regular repat flights ongoing with HNL/in-country quarantine and testing requirements.
 - AS is running HNL flights using "Talofa Pass" system with pre-travel testing and 10-day AS quarantine.

CDC/PIHOA one-on-one USAPI weekly check-ins

Week: 11/20/2021-11/26/2021

- FSM continues smaller repat flights with Guam/FSM quarantine and testing requirements.
- COVID-19 Laboratory Testing capacity
 - Supplies of Abbott ID NOW, Abbott BinaxNOW, and GeneXpert are low in some USAPI as travel testing demands increase; difficulties with procurement.

CDC/PIHOA one-on-one USAPI weekly check-ins
Week: 11/20/2021-11/26/2021

USAPI	COVID-19 cases	Testing	Containment	Community Mitigation	Medical Surge Preparedness	Vaccine Updates
AS	5 total cases (all imported); 0 new cases reported this week	Stocks as of 11/24/21: Abbott ID NOW (57 available), GeneXpert (840 available), Abbott Binax NOW (0 available), InBIOS Rapid Ag (1,100 available), Acula (120) testing on-island; LBJ is now running ABI 7500; ASDOH is also procuring ABI 7500 and expanding lab; 18,302 total samples have been tested; 267 in past week	Borders remain closed to normal travel (until 2022); 2x weekly Samoa and Talofa Air flights with Apia resumed; HNL flights resumed; "Talofa Pass" for travelers: eligible pax must be fully vaccinated, 3x tests prior to departure, 10 day AS quarantine on arr. with testing; 283 in quarantine; 0 cases in isolation	Social distancing measures have been relaxed and American Samoa is currently at "code blue"	44 ventilators functional at LBJ (39 available); 132 beds (64 available); 7 ICU beds (2 available); 8 total isolation COVID beds in COVID tent outside of LBJ (8 available) mAb in stock: 436 mAb used in past week: 0	Partially vaccinated: 1,621 (as of 11/16) Fully vaccinated: 33,129 (as of 11/22) % 5+ fully vaccinated: 72.9% % 5+ at least one dose: 76.5%
CNMI	649 total cases and 3 total deaths; 218 new cases (2 imported, 216 community) and 0 new deaths this week; 267 of the total cases were imported	Abbott ID NOW (168 available), GeneXpert (4,410 available), and Abbott Binax NOW (4,400 available) testing on-island; 89,659 total samples have been tested; 3,722 tests run in the past week; other platforms available are ABI 7500, Solgent DiaPlex, BioFire	Fully vaccinated travelers are eligible for quarantine exemption when staying in a fully vaccinated household and must test on day 5 from arrival; unvaccinated arrivals are required to complete a 7-day facility quarantine with day 7 test out; 368 currently in facility quarantine; 251 cases in isolation	CNMI is in "code green" and schools remain closed until 11/29 due to detected community transmission	3 hospitalized cases 46 usable ventilators (46 available); at CHCC- 75 hospital beds (29 available), 8 ICU beds (6 available); Kanoa Resort is set up as an alternative care site: ICU, medical ward, and step-down units; medical tent is outside hospital with 40 beds mAb in stock: 475 mAb used in past week: 3	Partially vaccinated: 3,281 (as of 11/26) Fully vaccinated: 36,446 (as of 11/26) % 5+ fully vaccinated: 83.0% % 5+ at least one dose: 90.5%

CDC/PIHOA one-on-one USAPI weekly check-ins
Week: 11/20/2021-11/26/2021

Guam	19,155 total cases with 263 deaths and 17,163 recovered; 94 new cases (↓ from 198 last week) and 1 new death this week (↓ from 4 new deaths last week)	Stocks as of 11/19/21: ABI 7500 (11,230 available), Abbott ID NOW (1,952 available), GeneXpert (1,565 available), and Abbott Binax NOW (2,841 available); 307,109 total tests conducted; 4,107 this week; 2.8% positivity rate (↓ from 4.6% last week)	Unvaccinated travelers entering Guam: 10-day facility quarantine unless test 72 hours prior to departure; Vaccinated travelers: no quarantine with proof of vaccination 1,729 cases in isolation (1,665 home isolation, 36 facility isolation, 16 military isolation)	Guam remains in PCOR-3 although further restrictions have been put into place such as vaccine mandates to enter restaurants, bars, etc.	12 hospitalized cases (↓ from 23 last week) mAb in stock: 697 mAb used in past week: 42	Partially vaccinated: 7,077 (as of 11/26) Fully vaccinated: 113,952 (as of 11/26) % 5+ fully vaccinated: 81.6% % 5+ at least one dose: 86.7%
Chuuk	0 cases	Stocks as of 11/04/21: Abbott ID NOW (0 available), GeneXpert (1,727 available), and Abbott Binax NOW (1,452 available) testing on-island; 2,326 total tests conducted on-island (all negative); mostly travel testing currently	Borders remain closed; first repatriation was 11/10 of 19 individuals, now in quarantine at Blue Lagoon Resort	Education is being conducted in communities; risk communication ongoing with repatriation; social distancing is being encouraged but not enforced	21 working ventilators; at hospital: 104 beds in shared wards, 9 ICU beds, 14 beds in isolation rooms, no negative air flow mAb in stock: 75 mAb used in past week: 0	Partially vaccinated: 2,383 (as of 11/12) Fully vaccinated: 17,012 (as of 11/12) % 18+ fully vaccinated: 62.5% % 18+ at least one dose: 71.2%
Kosrae	2 cases reported four weeks ago identified in quarantine are unconfirmed active or historical	Stocks as of 10/26/21: Abbott ID NOW (46 available), GeneXpert (1,054 available), and Abbott Binax NOW (0 available) testing on-island; ~300 total tests conducted on-island; mostly travel testing currently	Borders remain closed; 7 repatriated from RMI; 37 total repatriated from Guam; current repat protocols involve 10 days quarantine in Guam and 7 days in Pohnpei	Community-level education by Risk Communication Committee; social distancing is being encouraged but not enforced	3 FEMA vents on-island; 45 hospital beds (2 ICU), 5 isolation rooms with no negative air flow; new quarantine facility completed	Partially vaccinated: 182 (as of 11/12) Fully vaccinated: 3,413 (as of 11/12) %12+ completed vaccination: 72.7% % 12+ at least one dose: 76.5%

CDC/PIHOA one-on-one USAPI weekly check-ins
Week: 11/20/2021-11/26/2021

Pohnpei	0 cases	Stocks as of 11/16/21: Abbott ID NOW (0 available), GeneXpert (1,382 available), and Abbott Binax NOW (5,820 available) testing on-island; 3,105 total tests conducted on-island; mostly travel testing currently; 0 tests run in past week	Borders remain closed; several small repatriation flights have now been conducted from Guam; current repat protocols involve 10 days quarantine in Guam and 7 days in Pohnpei	Designated team developed for risk communication and currently conducting community education	14 total vents; 98 hospital beds (no ICU beds), 4 isolation rooms at hospital with negative air flow; MMA isolation center near the airport with 40 units; China Star hotel is a quarantine site (26 rooms) mAb in stock: 375 mAb used in past week: 0 (For all of FSM excl. Chuuk)	Partially vaccinated: 1,631 (as of 11/12) Fully vaccinated: 15,351 (as of 11/12) % 18+ fully vaccinated: 65.6% % 18+ at least one dose: 72.6%
Yap	0 cases	Stocks as of 11/17/21: Abbott ID NOW (0 available), GeneXpert (1,509 available), and Abbott Binax NOW (1,716 available), BioFire (59 available) testing on-island; 3,610 total tests conducted on-island (all negative)	Borders remain closed; 100 total repatriated; Yap repat protocols require 10-day quarantine in Guam and 14 days in Yap with testing; planning for 11/28 repat; no repatriations will resume in January 2022	Social distancing is being encouraged but not enforced; community education is ongoing (currently focused on vaccines) and expanded to outer islands	20 working ventilators on-island; 38 hospital beds, 2 isolation rooms with negative air flow; isolation facility is now running; quarantine facility secured	Partially vaccinated: 425 (as of 11/22) Fully vaccinated: 6,067 (as of 11/22) % 12+ fully vaccinated: 71.3% % 12+ at least one dose: 76.3%
Palau	8 cases (6 travelers and 2 contacts), all recovered; 0 new cases reported this week; no community transmission detected	Stocks as of 11/10/21: PCR (Roche LightCycler 480, 1,700 available), Abbott ID NOW (188 available), GeneXpert (2,380 available), Abbott Binax NOW (10,600 available) and BioFire (235 available) testing on-island; 14,878 total tests conducted; 878 tests run in past week	Some passenger flights (Guam, Taiwan) and military flights ongoing; vaccinated travelers from Guam have no quarantine; 6,458 inbound travelers since April 2020; 0 in quarantine; 0 in isolation	Education using various media; daily sitreps; normal operations have resumed with promotion of hand hygiene, cough etiquette, and staying home when sick	80 hospital beds, 4 ICU beds, 5 isolation rooms with negative air flow; various quarantine sites available; 36 working ventilators on-island mAb in stock: 354 mAb used in past week: 0	Partially vaccinated: no longer reported Fully vaccinated: 16,251 (as of 11/26) % 12+ fully vaccinated: >100%

CDC/PIHOA one-on-one USAPI weekly check-ins
Week: 11/20/2021-11/26/2021

RMI- Majuro +OI	0 cases	Stocks as of 11/10/21: Abbott ID NOW (0 available), GeneXpert (1,140 available), and Abbott Binax NOW (2,840 available) testing on-island; running ~110 tests per week	Borders are closed until at least 11/30/21; Travel Advisory #32 in effect; HNL repat is ongoing [7 days HNL facility Q +14 days facility Q w/ multiple tests]; 875 (789 repat, 86 marine sector) individuals released; 96 (91 repat; 5 marine sector) in quarantine	Multiple media strategies including community meetings; normal activities have resumed; social distancing being encouraged but not enforced	20 total vents on-island; 108 hospital beds (3 ICU), 8 isolation rooms (1 with negative air flow); new isolation building (8 isolation rooms with negative air flow) completed; new quarantine facility (24 beds) built and old facility still usable (80 beds) mAb in stock: 96 mAb used in past week: 0 (For all of RMI)	Partially vaccinated: 1,873 (as of 11/26) Fully vaccinated: 17,063 (as of 11/26) % 12+ fully vaccinated: 67.9% % 12+ at least one dose: 75.3%
RMI- Kwaj	4 cases imported into Kwajalein and identified in quarantine facility (4 recovered, 0 active)	Stocks as of 11/8/21: Abbott ID NOW (0 available), GeneXpert (744 available), and Abbott Binax NOW (3,709 available) testing on-island; running ~20 tests per week	Borders are closed until at least 11/30/21; Travel Advisory #32 in effect; 1,325 individuals have been repatriated to Kwajalein base; 45 currently in quarantine	Limited social distancing occurring but implementing some safety measures	13 vents on-island; isolation facility is being built and renovated TB trailer is being prepared (6 beds) for temporary isolation	Partially vaccinated: 944 (as of 11/26) Fully vaccinated: 5,850 (as of 11/26) % 12+ fully vaccinated: 82.4% % 12+ at least one dose: 95.6% *Pfizer adolescent rollout started this week

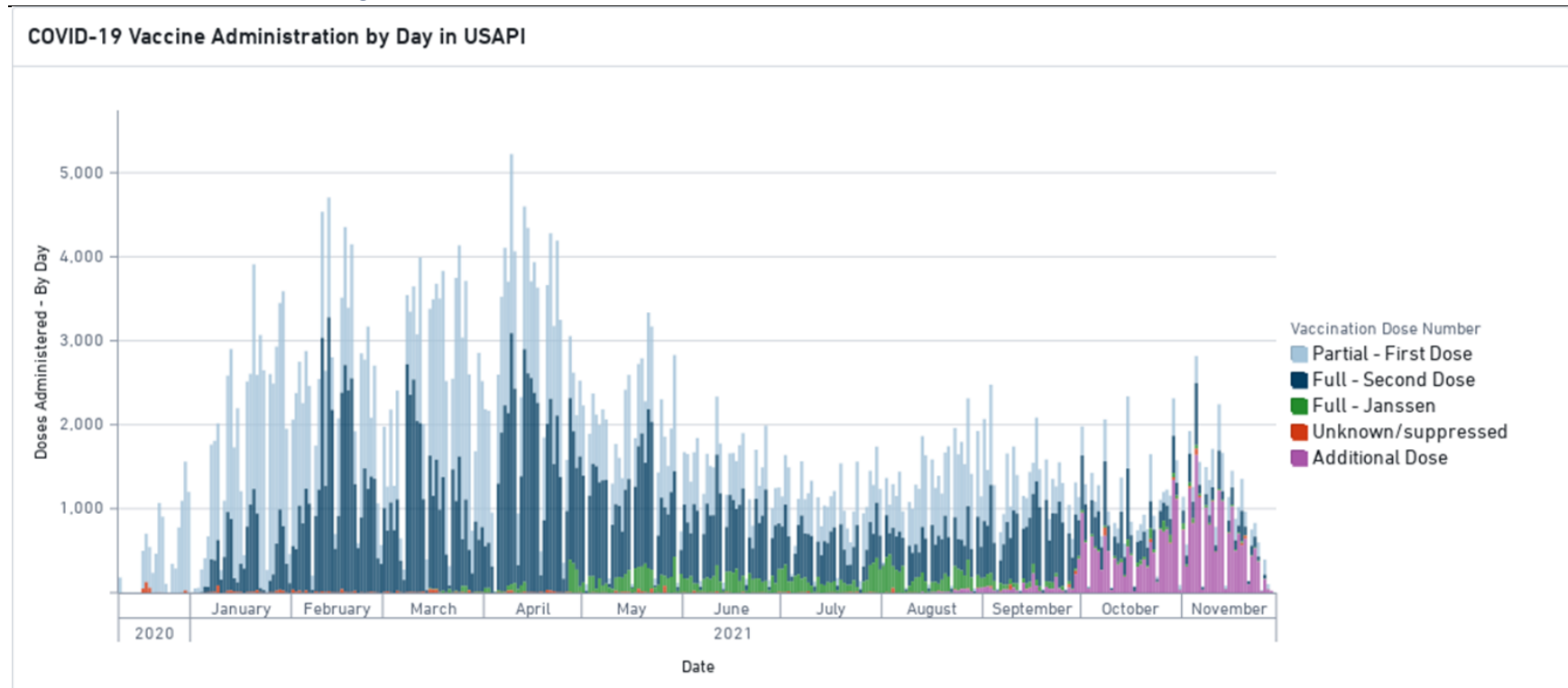
CDC/PIHOA one-on-one USAPI weekly check-ins
Week: 11/20/2021-11/26/2021

USAPI Vaccine Summary Tables and Charts:

**Note that all data except for those detailing Outer Island coverage rates comes directly from Tiberius. Thank you to Katrina Myers and the entire USAPI Tiberius Team for helping assemble "Dr. B's Famous Slide-set." Thank you to the jurisdictions who enter this data into WebIZ each day to keep it up to date.*

**Outer Island data was provided by each jurisdiction based on their outer island outreach activities. Because of this, there may be discrepancies between the two data sets (Tiberius and the Jurisdiction Outer Island Data). Also, some jurisdictions have yet to report their data in detail. Thank you to Dr. Haley Cash for assembling the Outer Island table and each of the jurisdictions for collecting and reporting this unique, yet important data.*

US-affiliated Pacific Islands Region

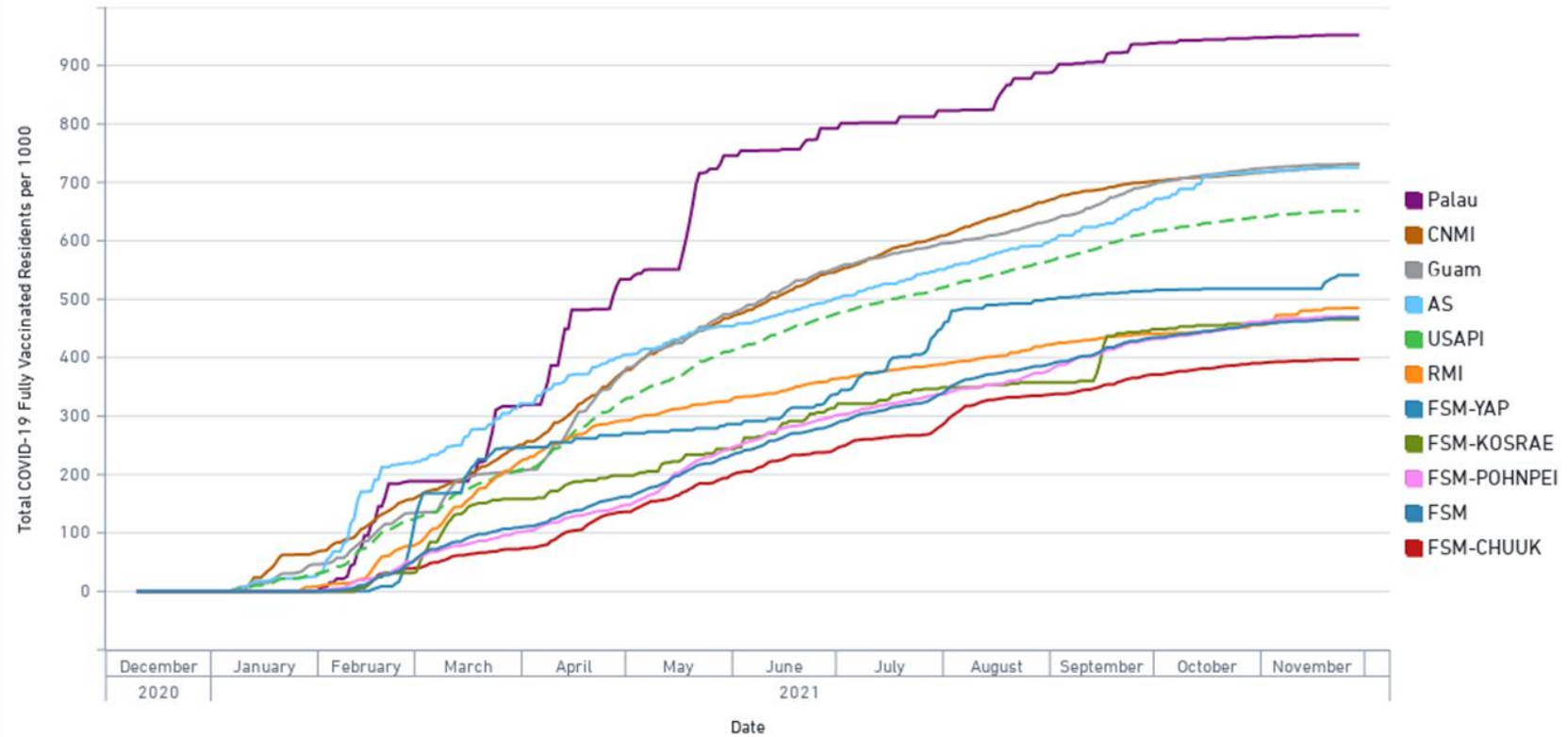


Source: Tiberius Dataset "Administration - Admin Awardee - Reporting View"

Metrics Include - Jurisdiction and Pharmacy Data, Exclude - Federal Agency Data

CDC/PIHOA one-on-one USAPI weekly check-ins
Week: 11/20/2021-11/26/2021

Cumulative COVID-19 Fully Vaccinated Residents in USAPI (per 1000 eligible residents)



Metrics Include - Jurisdiction and Pharmacy Data, Exclude - Federal Agency Data

Eligible Population - 5+ yrs

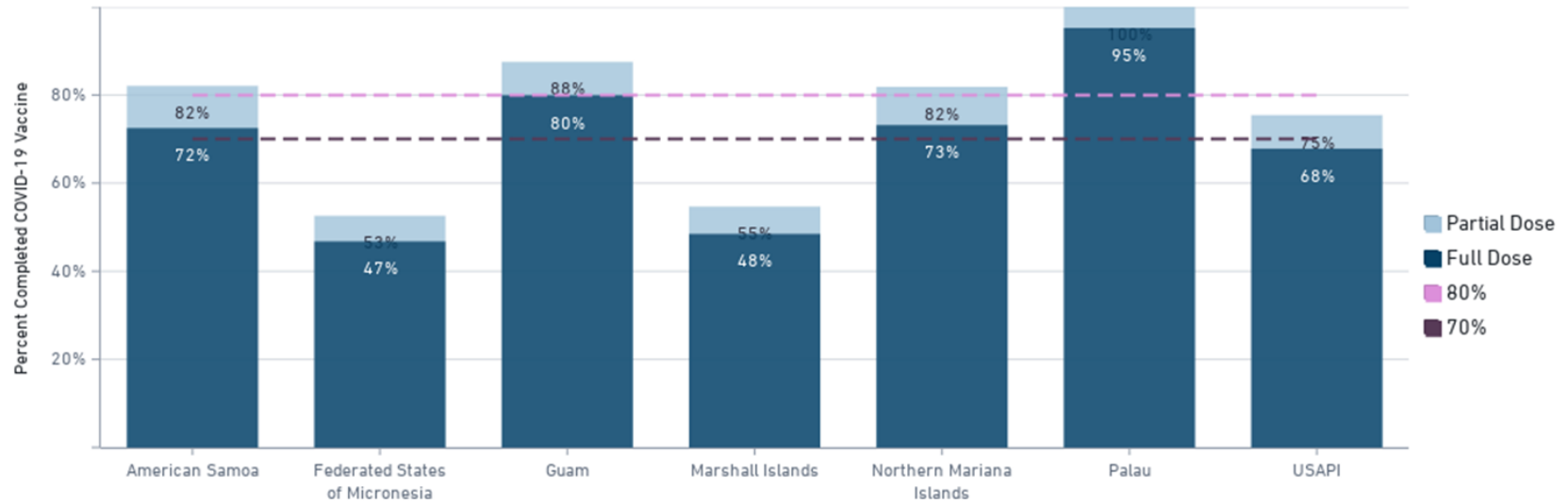
Source: Tiberius Dataset "Awardee Vaccine Metrics - Reporting View"

CDC/PIHOA one-on-one USAPI weekly check-ins
Week: 11/20/2021-11/26/2021

Jurisdiction	Population Aged 5+	Fully Vaccinated	Percent Fully Vaccinated	Partially Vaccinated	Percent Partially Vaccinated	Unvaccinated	Percent Unvaccinated	Additional Doses
American Samoa	43,110	31,252	72%	35,384	82%	7,726	18%	1358
FSM-CHUUK	43,093	17,439	40%	20,259	47%	22,834	53%	469
FSM-KOSRAE	5,861	3,360	57%	3,617	62%	2,244	38%	0
FSM-POHNPEI	32,193	15,523	48%	17,309	54%	14,884	46%	16
FSM-YAP	10,226	6,116	60%	6,530	64%	3,696	36%	499
Guam	154,941	123,901	80%	135,643	88%	19,298	12%	22125
Marshall Islands	45,415	22,022	48%	24,845	55%	20,570	45%	637
Northern Mariana Islands	48,632	35,587	73%	39,813	82%	8,819	18%	7181
Palau	16,451	15,664	95%	17,910	100%	-	0%	2609
USAPI	399,319	270,864	68%	301,310	75%	98,009	25%	34894

CDC/PIHOA one-on-one USAPI weekly check-ins
Week: 11/20/2021-11/26/2021

Striving for 80%: USAPI 5+ COVID-19 Vaccine Progress



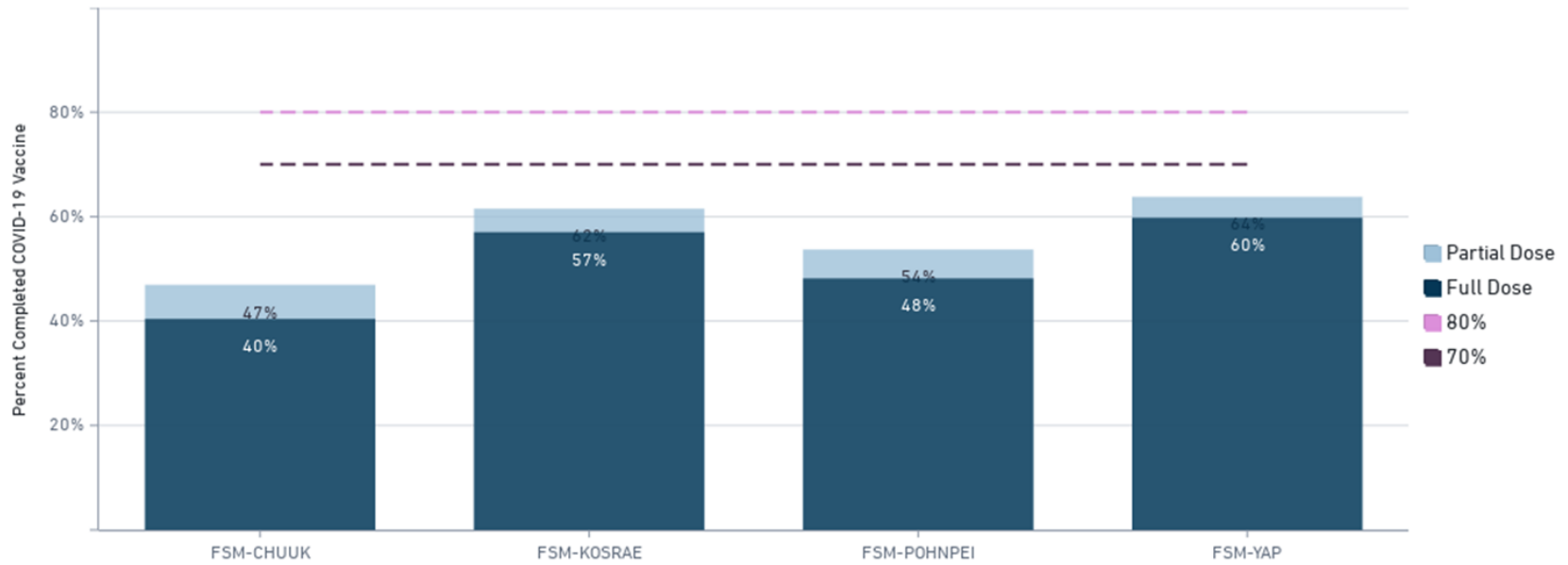
Metrics Include Jurisdiction, Pharmacy, and Federal Agency Data

Source: Tiberius Dataset "Administration - Admin Awardee - Reporting View"

Percentages are capped at 100%

CDC/PIHOA one-on-one USAPI weekly check-ins
Week: 11/20/2021-11/26/2021

Striving for 80%: USAPI 5+ COVID-19 Vaccine Progress (FSM States)

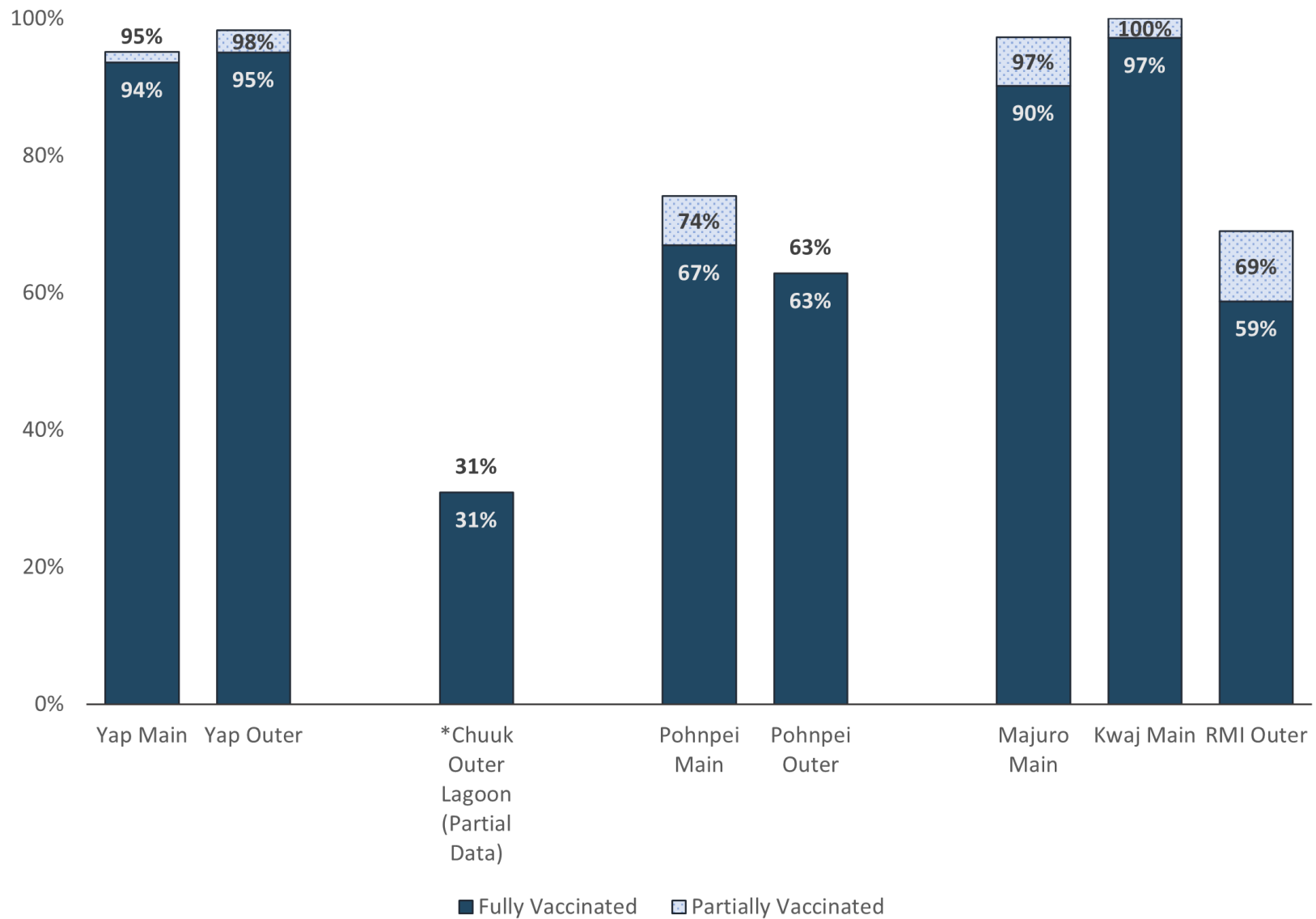


Source: Tiberius Dataset "Administration - Admin Zip - Reporting View"

Percentages are capped at 100%

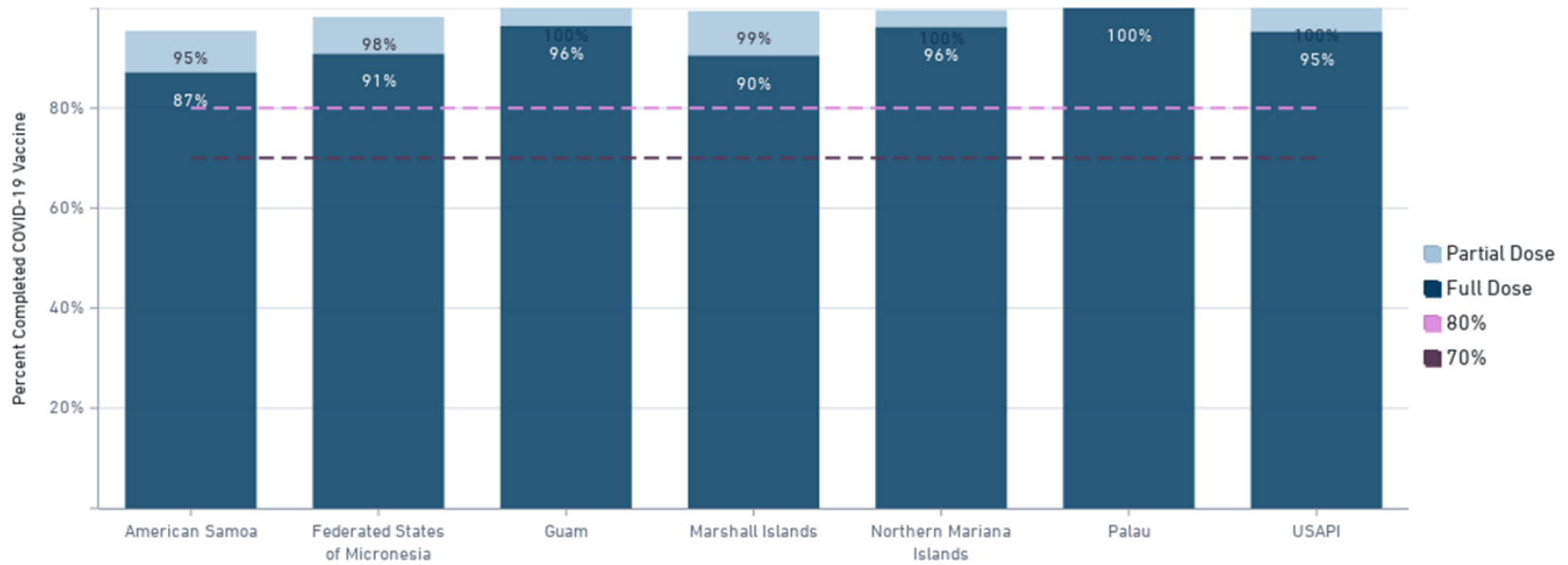
CDC/PIHOA one-on-one USAPI weekly check-ins
Week: 11/20/2021-11/26/2021

COVID-19 Vaccination Coverage Rates of those aged 18 and over for Main Islands
and Outer Islands, based on jurisdictional reports; USAPI as of 11/26/21



CDC/PIHOA one-on-one USAPI weekly check-ins
Week: 11/20/2021-11/26/2021

USAPI COVID-19 Vaccine Progress: 50+

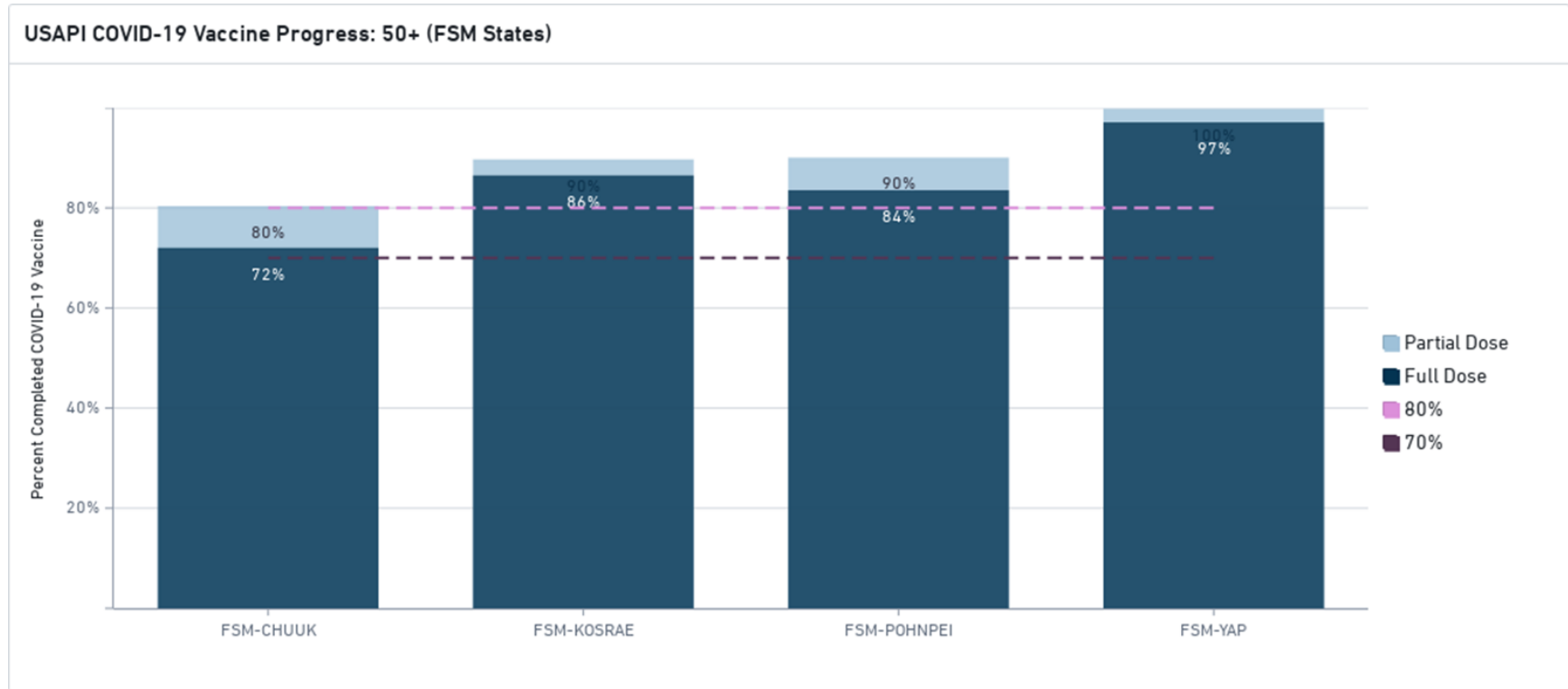


Metrics Include Jurisdiction, Pharmacy, and Federal Agency Data

Source: Tiberius Dataset "Administration - Admin Awardee - Reporting View"

Percentages are capped at 100%

CDC/PIHOA one-on-one USAPI weekly check-ins
Week: 11/20/2021-11/26/2021



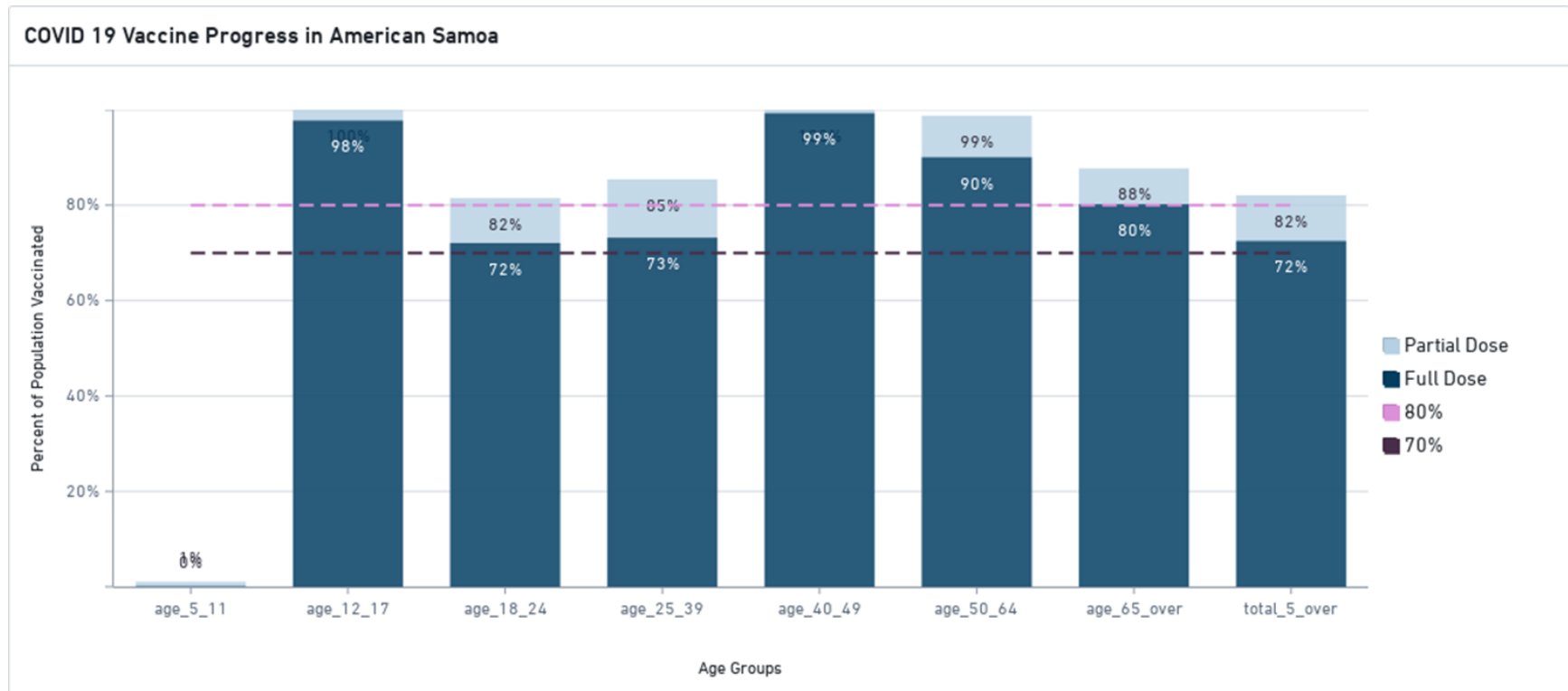
Source: Tiberius Dataset "Administration - Admin Zip - Reporting View"

Percentages are capped at 100%

CDC/PIHOA one-on-one USAPI weekly check-ins
Week: 11/20/2021-11/26/2021

By Jurisdiction:

American Samoa

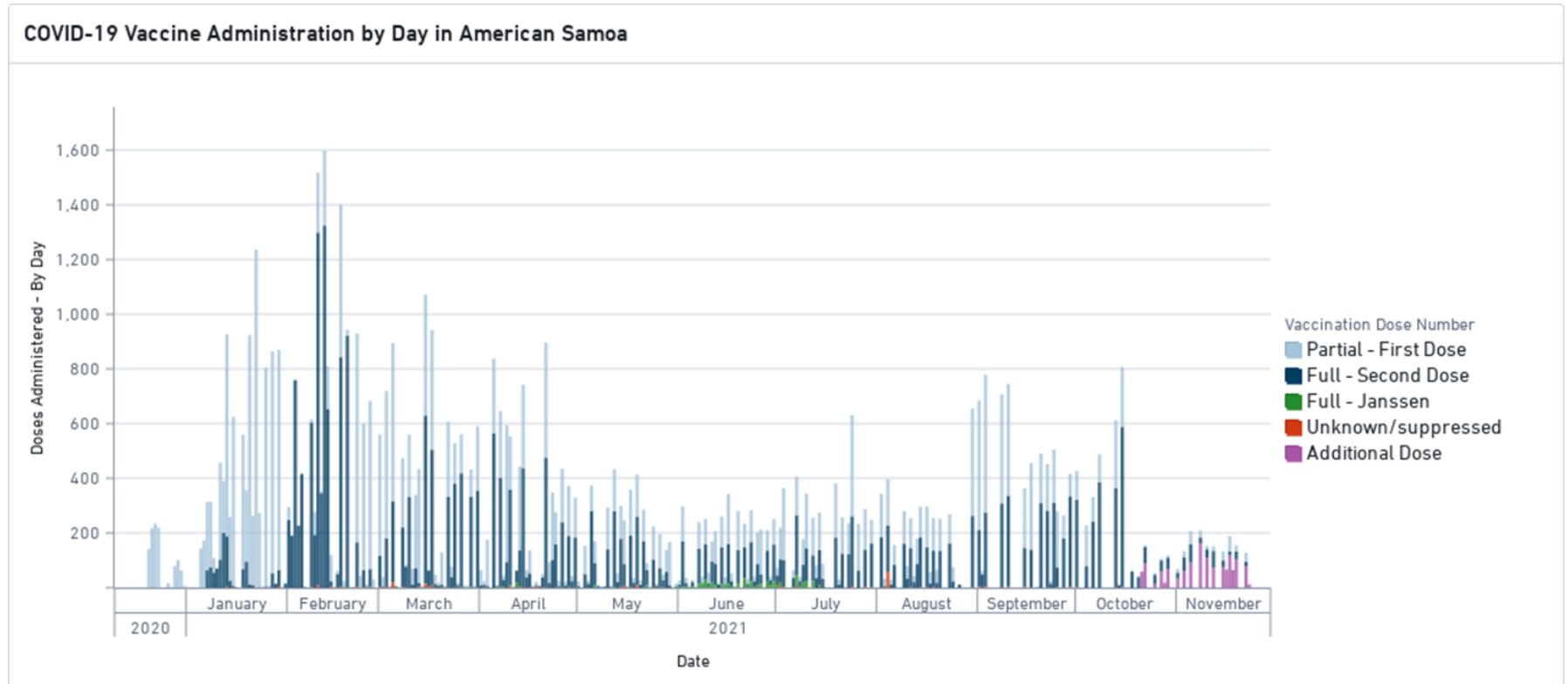


Eligible Population - 5+ yrs

Percentages are capped at 100%

Source: Tiberius Dataset "Administration - Admin Awardee - Reporting View"

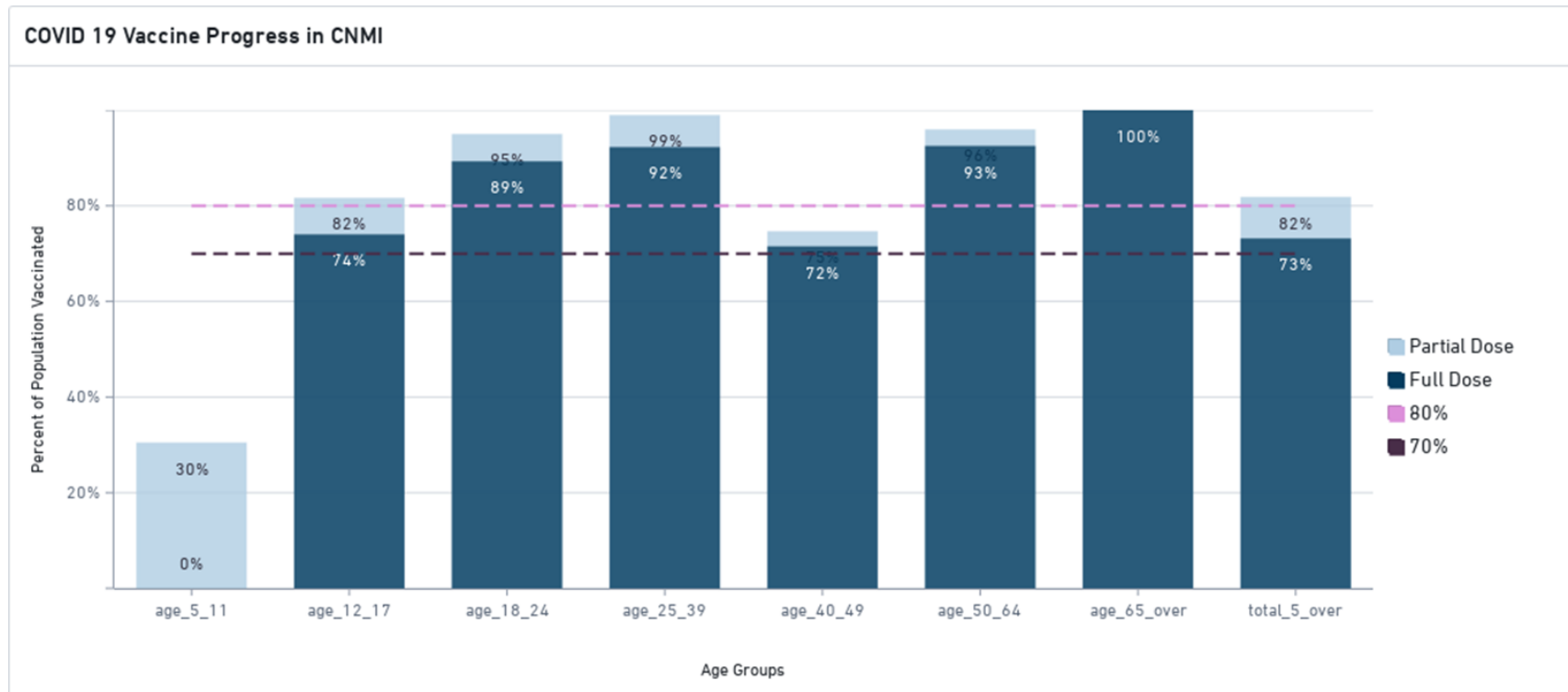
CDC/PIHOA one-on-one USAPI weekly check-ins
Week: 11/20/2021-11/26/2021



Source: Tiberius Dataset "Administration - Admin Awardee - Reporting View"

CDC/PIHOA one-on-one USAPI weekly check-ins
Week: 11/20/2021-11/26/2021

Commonwealth of the Northern Mariana Islands

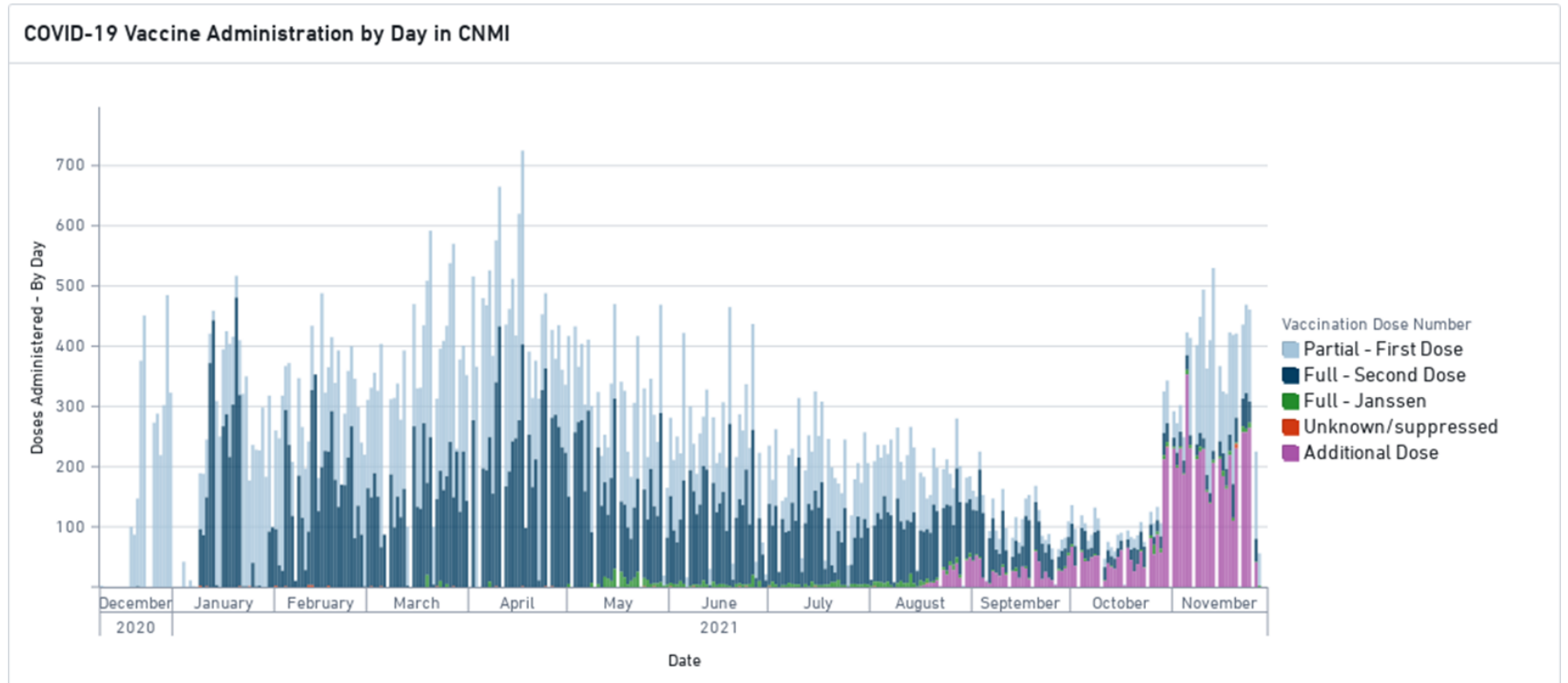


Eligible Population - 5+ yrs

Percentages are capped at 100%

Source: Tiberius Dataset "Administration - Admin Awardee - Reporting View"

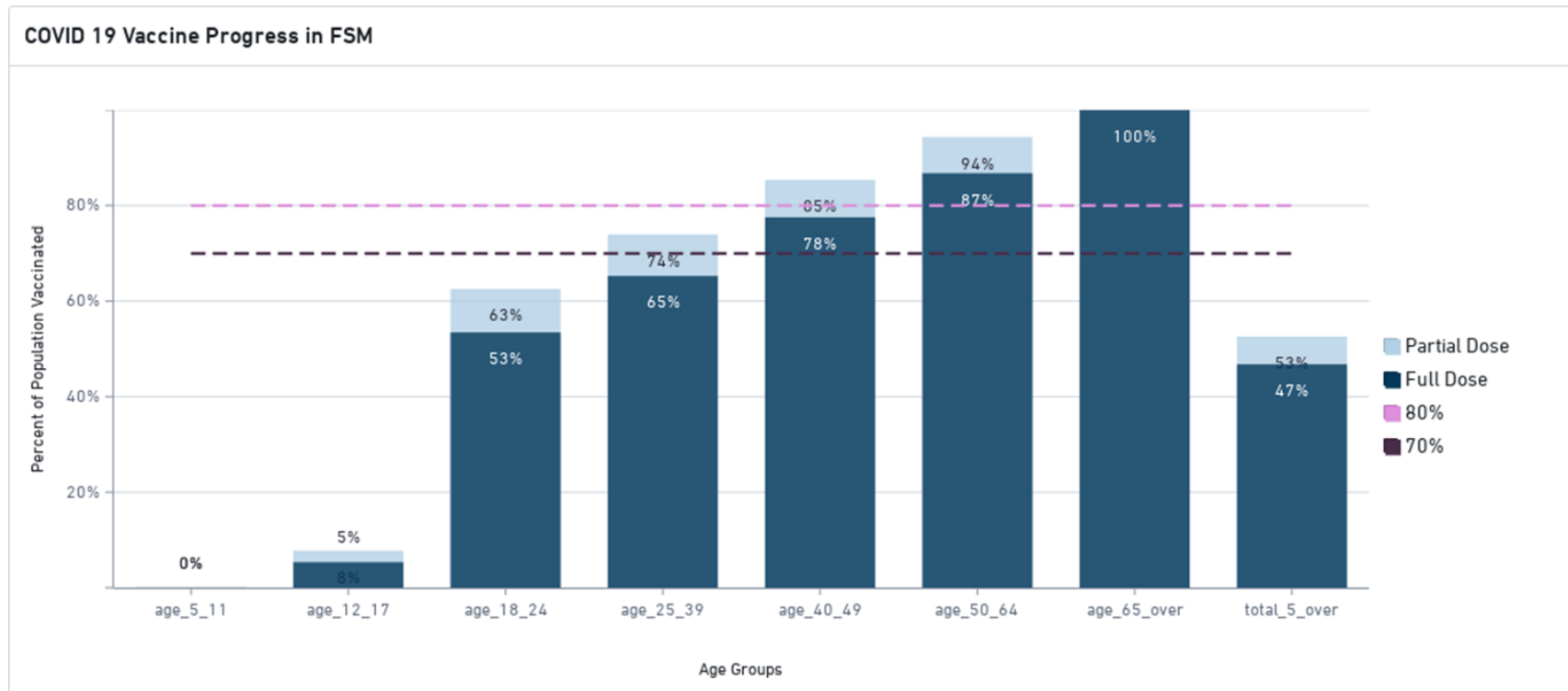
CDC/PIHOA one-on-one USAPI weekly check-ins
Week: 11/20/2021-11/26/2021



Source: Tiberius Dataset "Administration - Admin Awardee - Reporting View"

CDC/PIHOA one-on-one USAPI weekly check-ins
Week: 11/20/2021-11/26/2021

Federated States of Micronesia

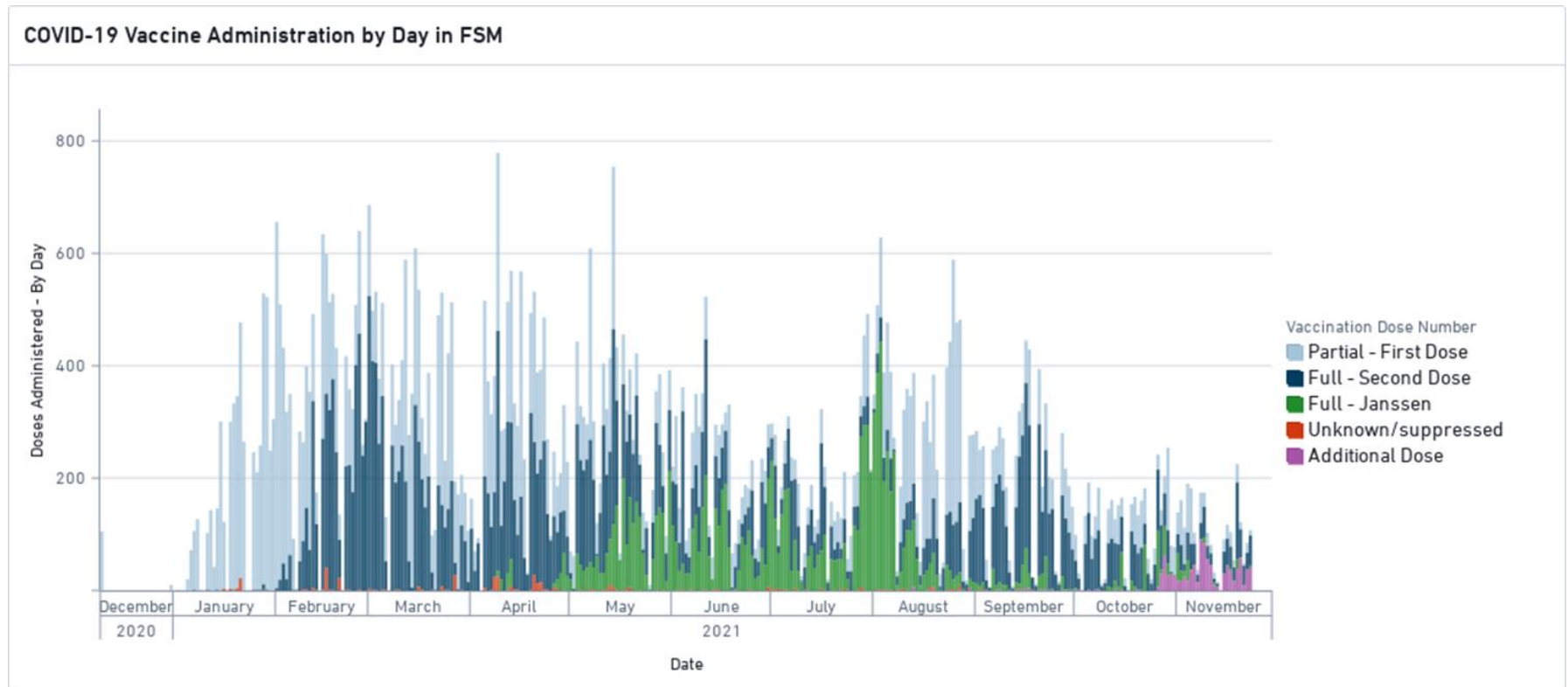


Eligible Population - 5+ yrs

Percentages are capped at 100%

Source: Tiberius Dataset "Administration - Admin Awardee - Reporting View"

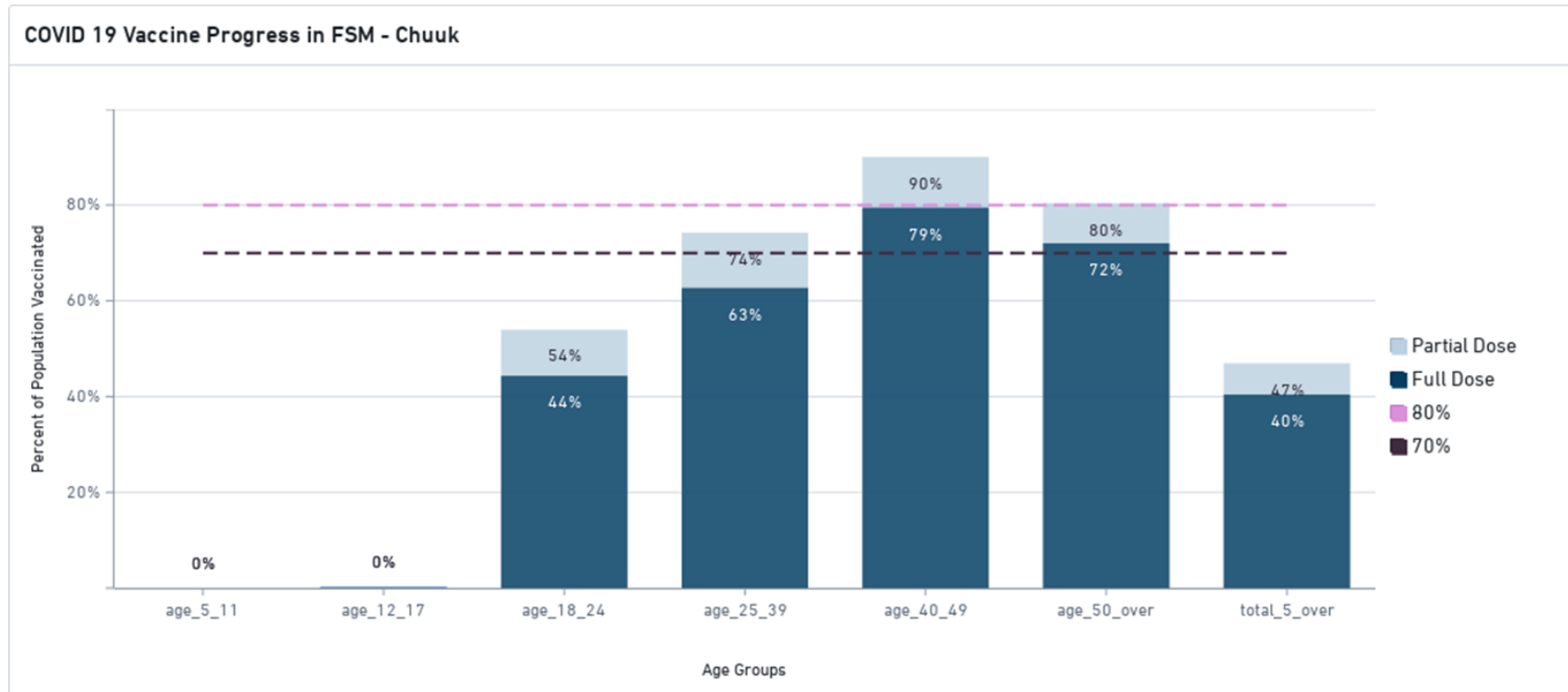
CDC/PIHOA one-on-one USAPI weekly check-ins
Week: 11/20/2021-11/26/2021



Source: Tiberius Dataset "Administration - Admin Awardee - Reporting View"

CDC/PIHOA one-on-one USAPI weekly check-ins
Week: 11/20/2021-11/26/2021

Chuuk

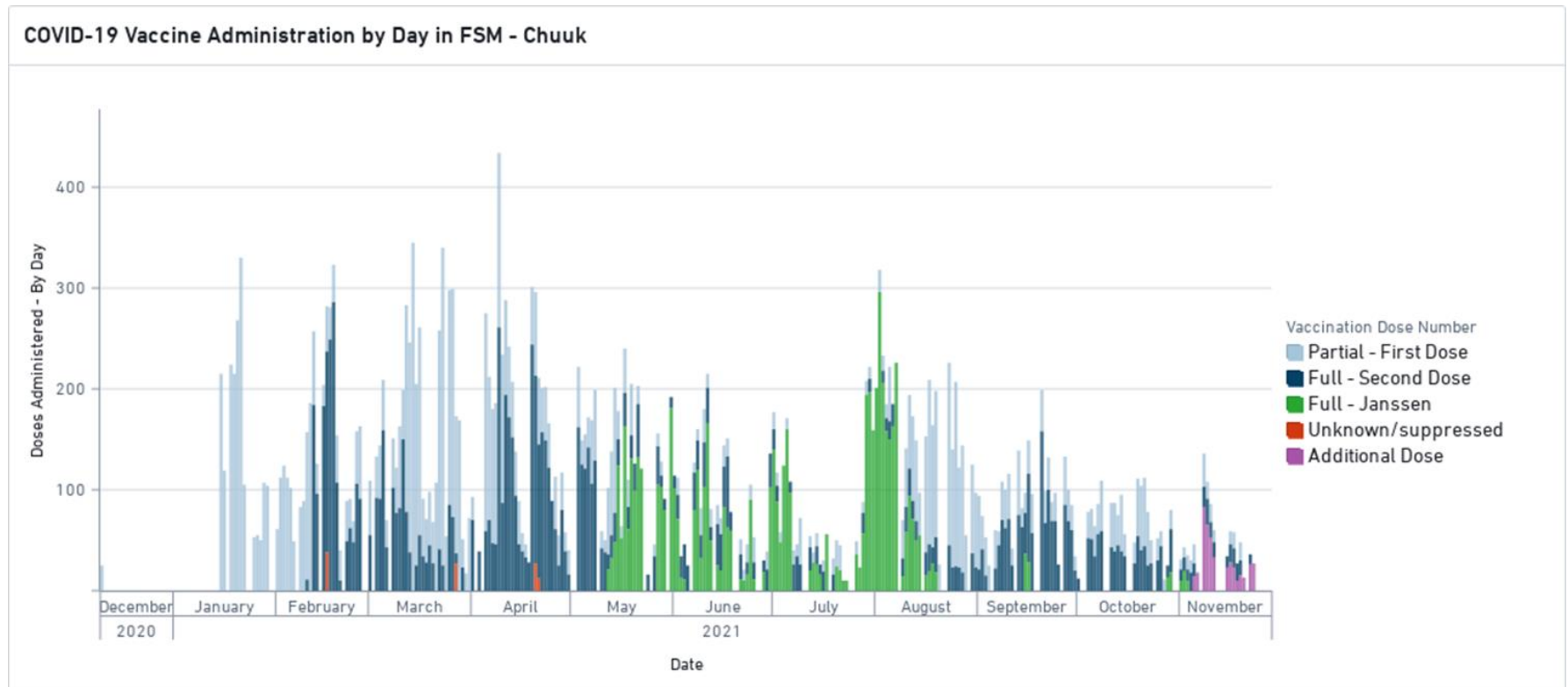


Eligible Population - 5+ yrs

Percentages are capped at 100%

Source: Tiberius Dataset "Administration - Admin Zip - Reporting View"

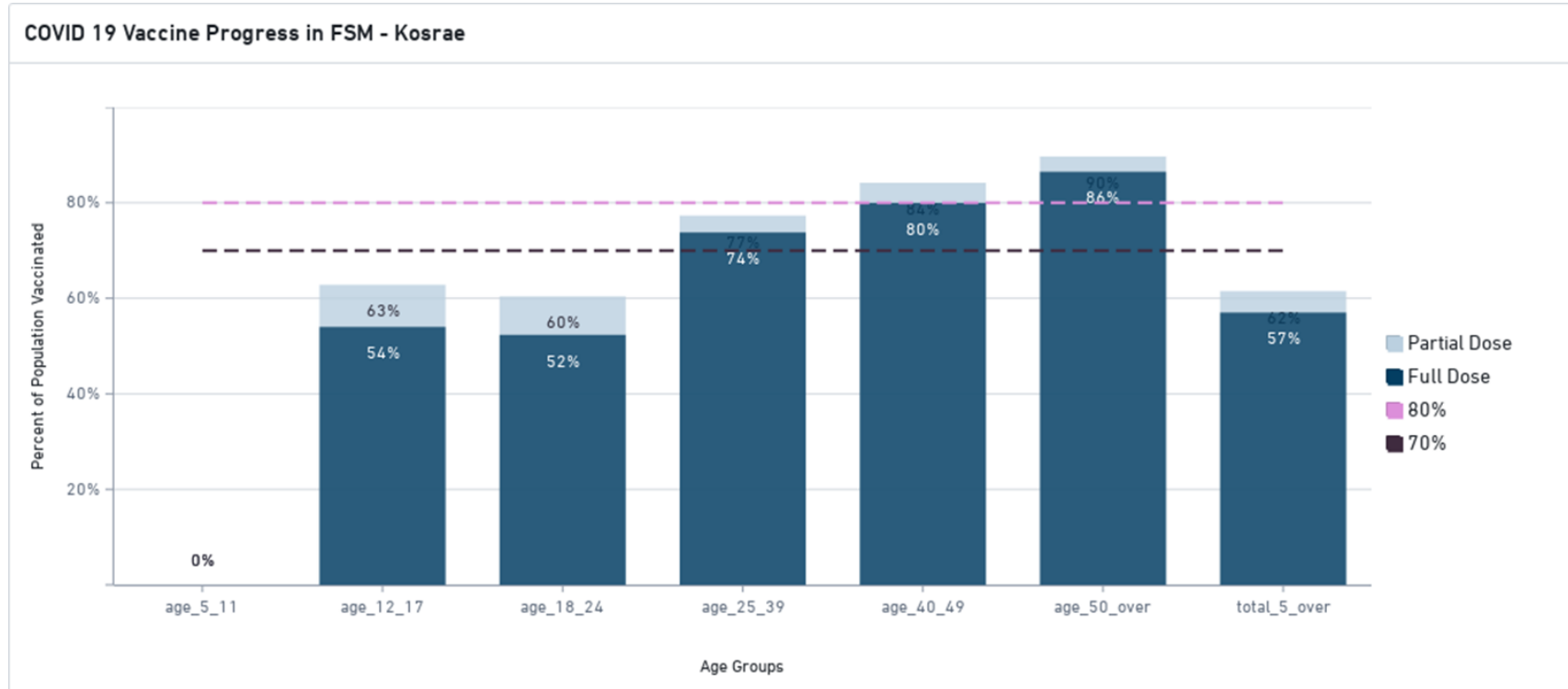
CDC/PIHOA one-on-one USAPI weekly check-ins
Week: 11/20/2021-11/26/2021



Source: Tiberius Dataset "Administration - Admin Zip - Reporting View"

CDC/PIHOA one-on-one USAPI weekly check-ins
Week: 11/20/2021-11/26/2021

Kosrae

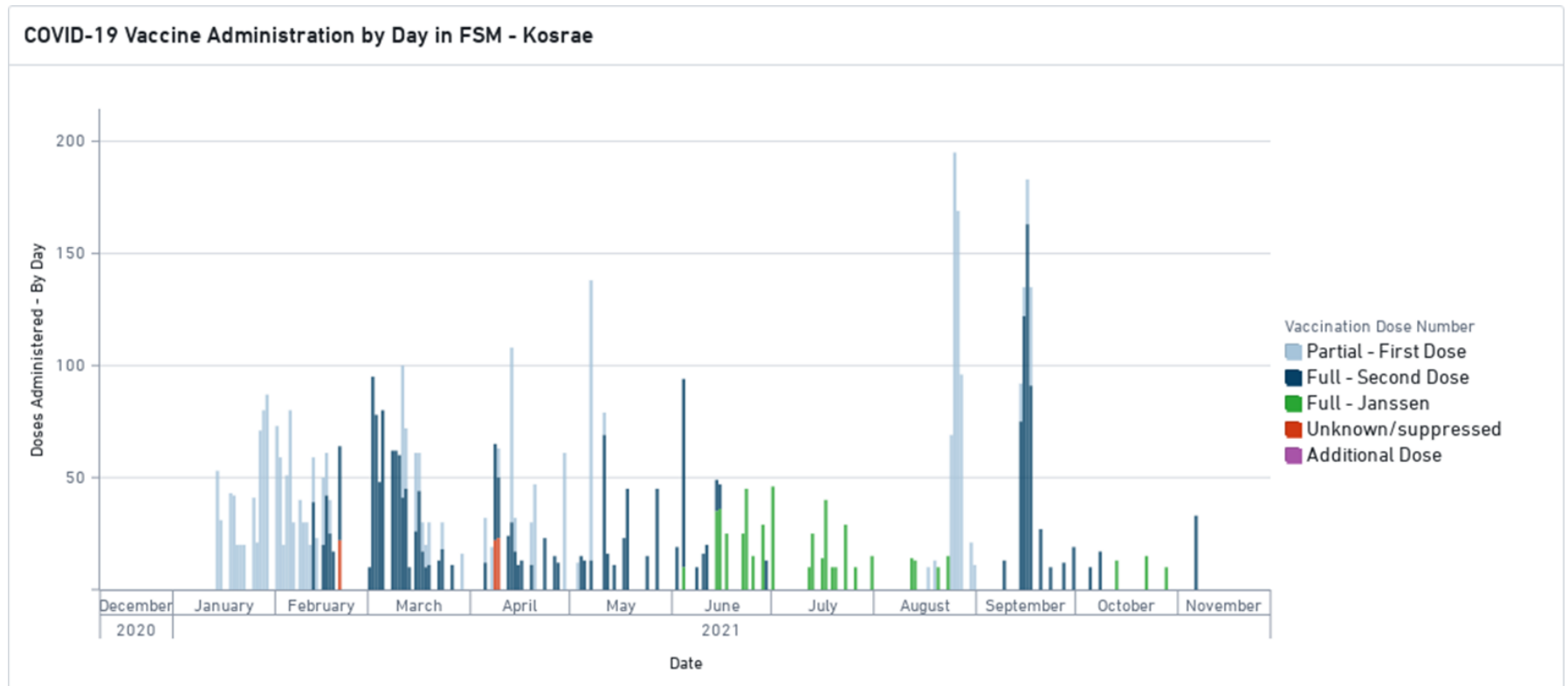


Eligible Population - 5+ yrs

Percentages are capped at 100%

Source: Tiberius Dataset "Administration - Admin Zip - Reporting View"

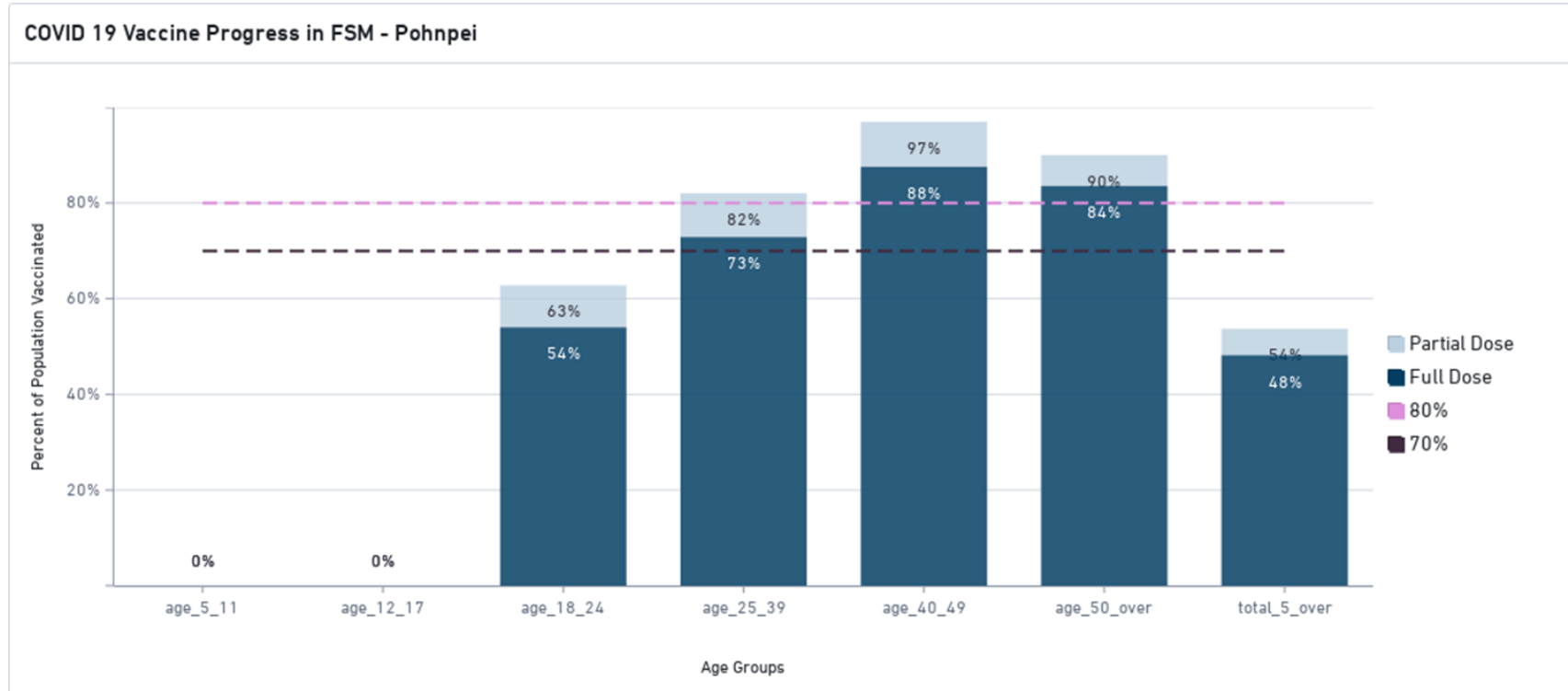
CDC/PIHOA one-on-one USAPI weekly check-ins
Week: 11/20/2021-11/26/2021



Source: Tiberius Dataset "Administration - Admin Zip - Reporting View"

CDC/PIHOA one-on-one USAPI weekly check-ins
Week: 11/20/2021-11/26/2021

Pohnpei

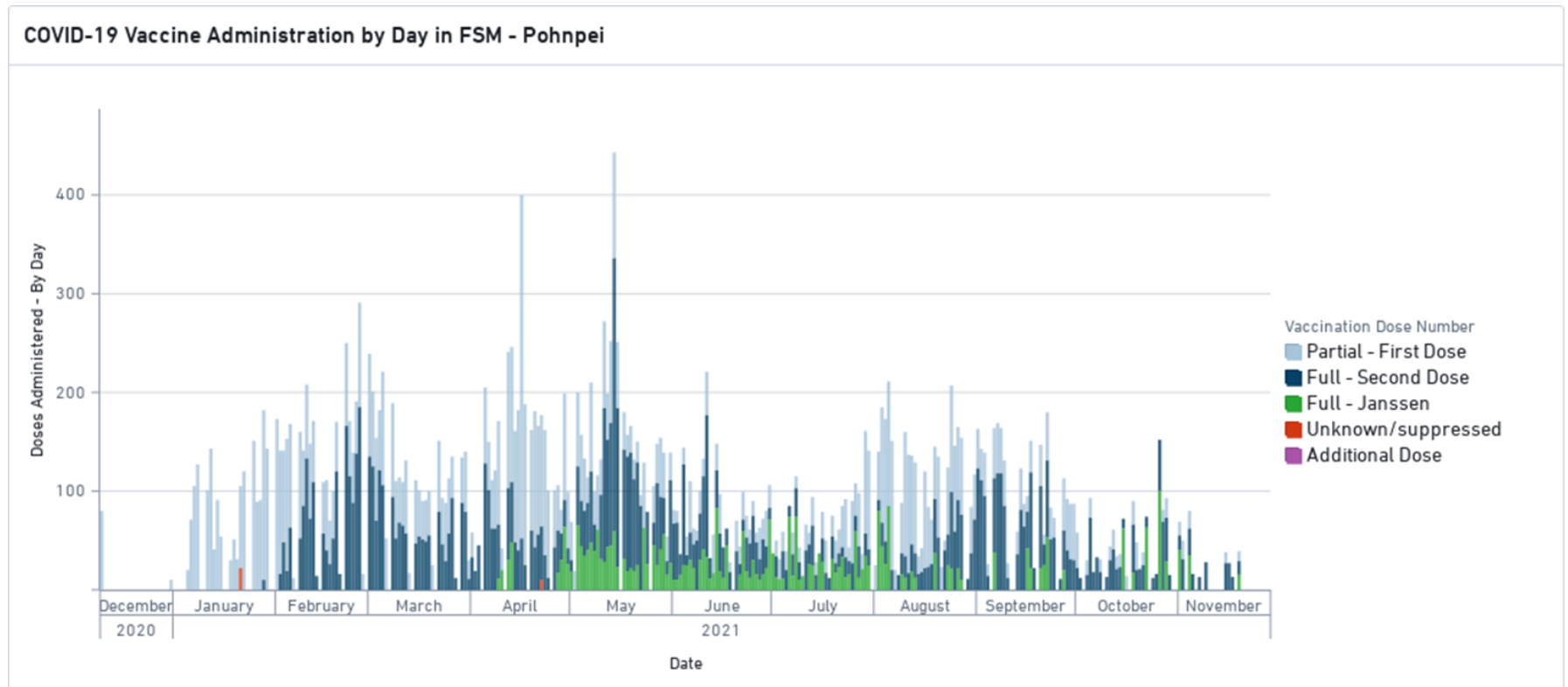


Eligible Population - 5+ yrs

Percentages are capped at 100%

Source: Tiberius Dataset "Administration - Admin Zip - Reporting View"

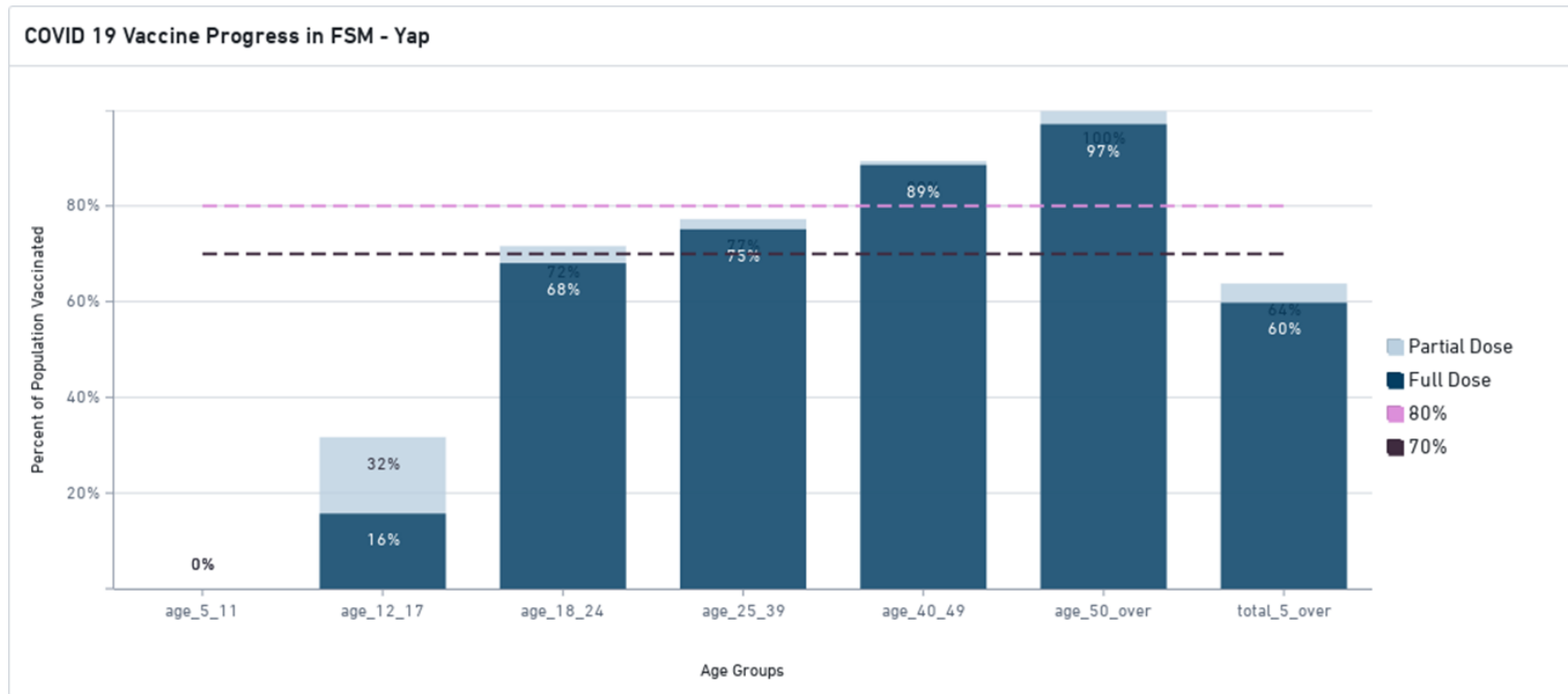
CDC/PIHOA one-on-one USAPI weekly check-ins
Week: 11/20/2021-11/26/2021



Source: Tiberius Dataset "Administration - Admin Zip - Reporting View"

CDC/PIHOA one-on-one USAPI weekly check-ins
Week: 11/20/2021-11/26/2021

Yap

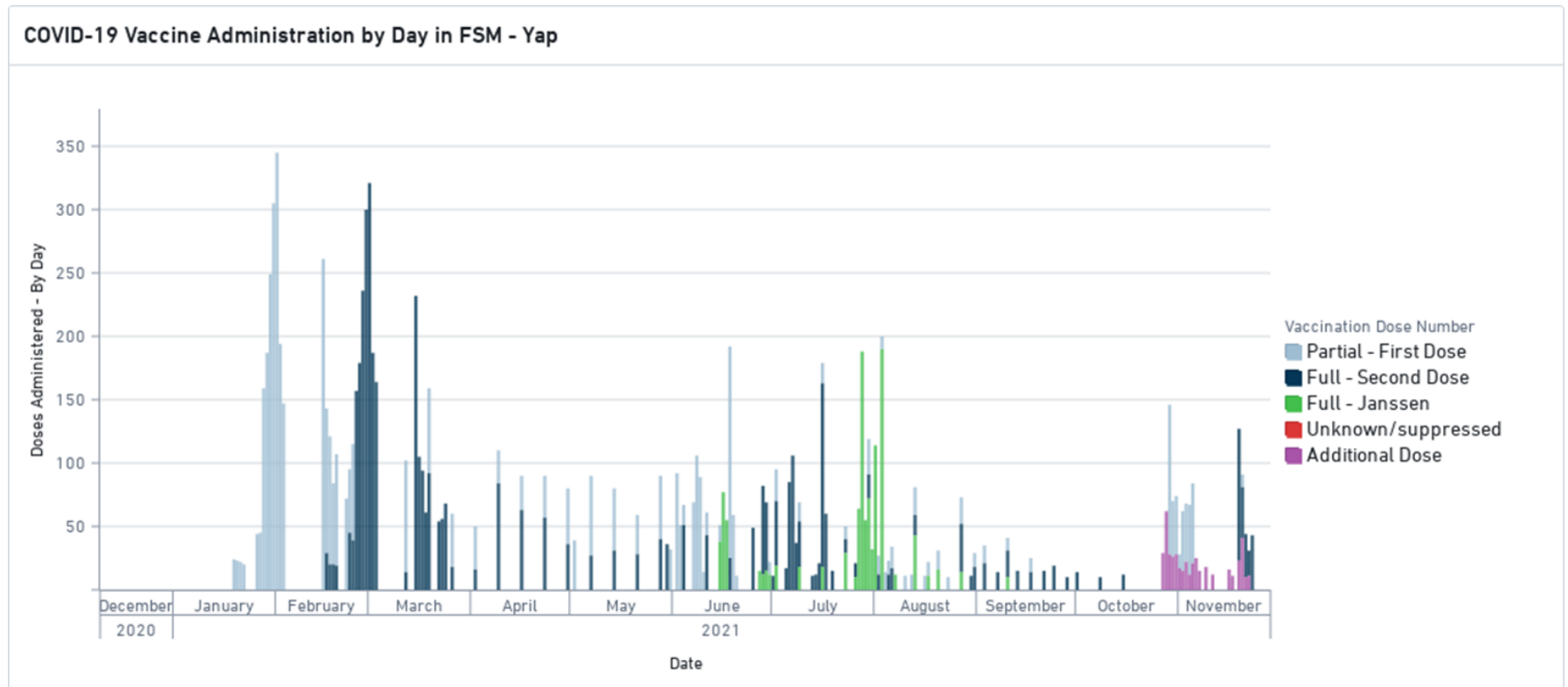


Eligible Population - 5+ yrs

Percentages are capped at 100%

Source: Tiberius Dataset "Administration - Admin Zip - Reporting View"

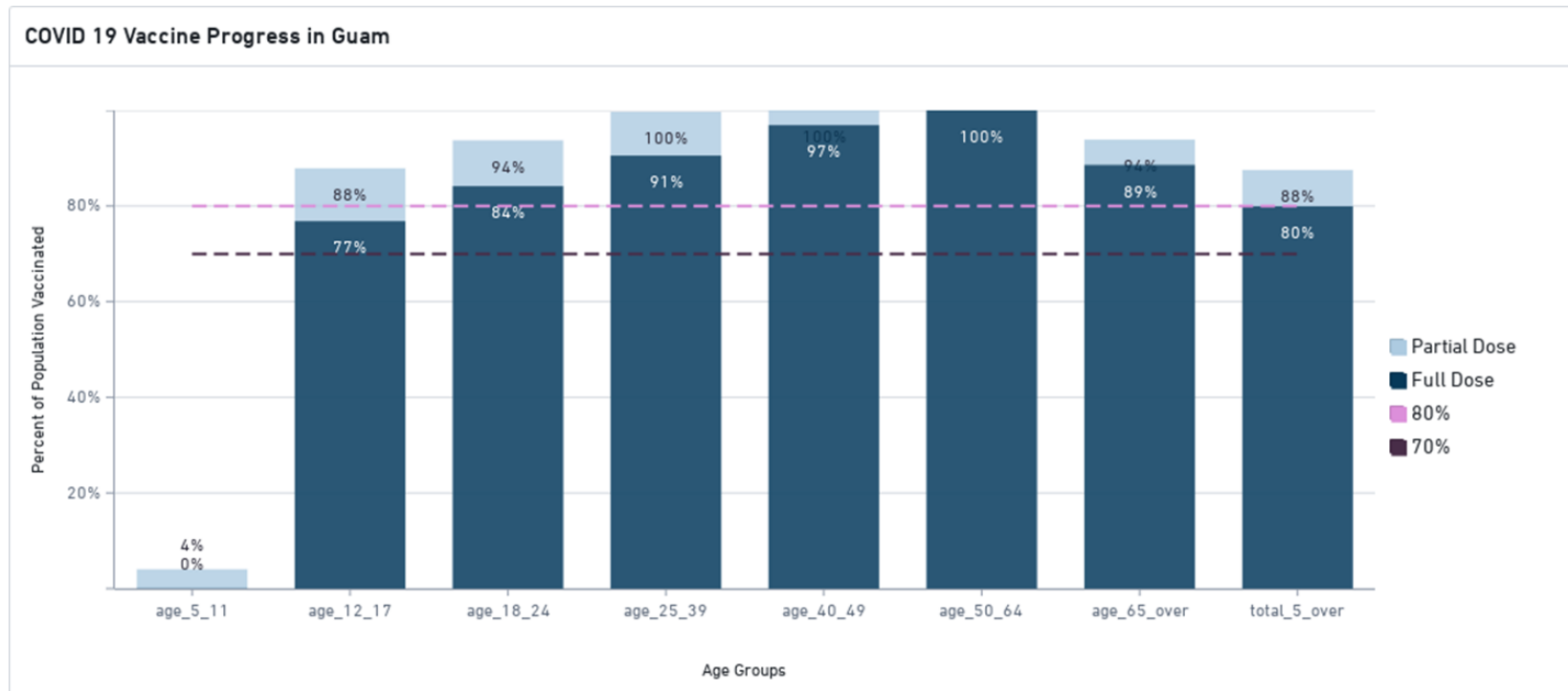
CDC/PIHOA one-on-one USAPI weekly check-ins
Week: 11/20/2021-11/26/2021



Source: Tiberius Dataset "Administration - Admin Zip - Reporting View"

CDC/PIHOA one-on-one USAPI weekly check-ins
Week: 11/20/2021-11/26/2021

Guam



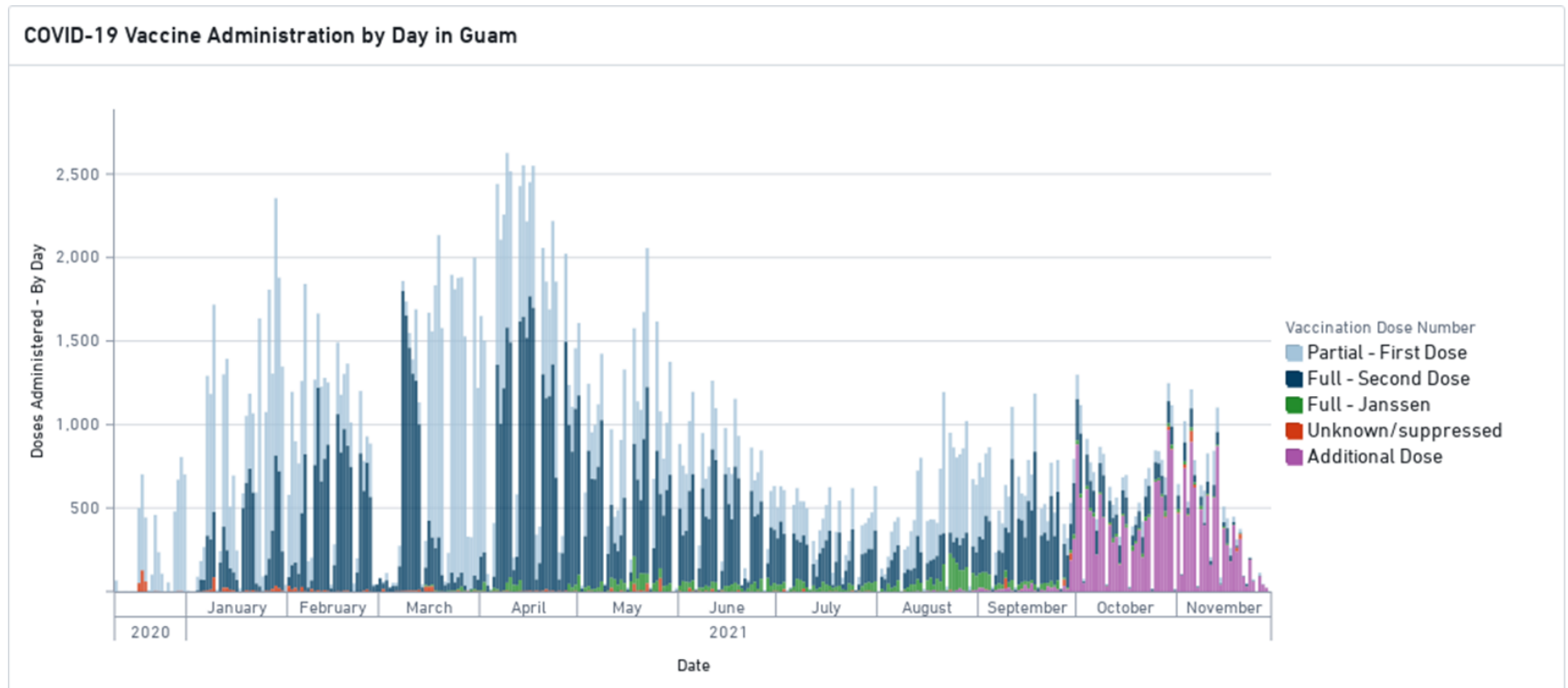
Eligible Population - 5+ yrs

Metrics Include Jurisdiction, Pharmacy, and Federal Agency Data

Percentages are capped at 100%

Source: Tiberius Dataset "Administration - Admin Awardee - Reporting View"

CDC/PIHOA one-on-one USAPI weekly check-ins
Week: 11/20/2021-11/26/2021

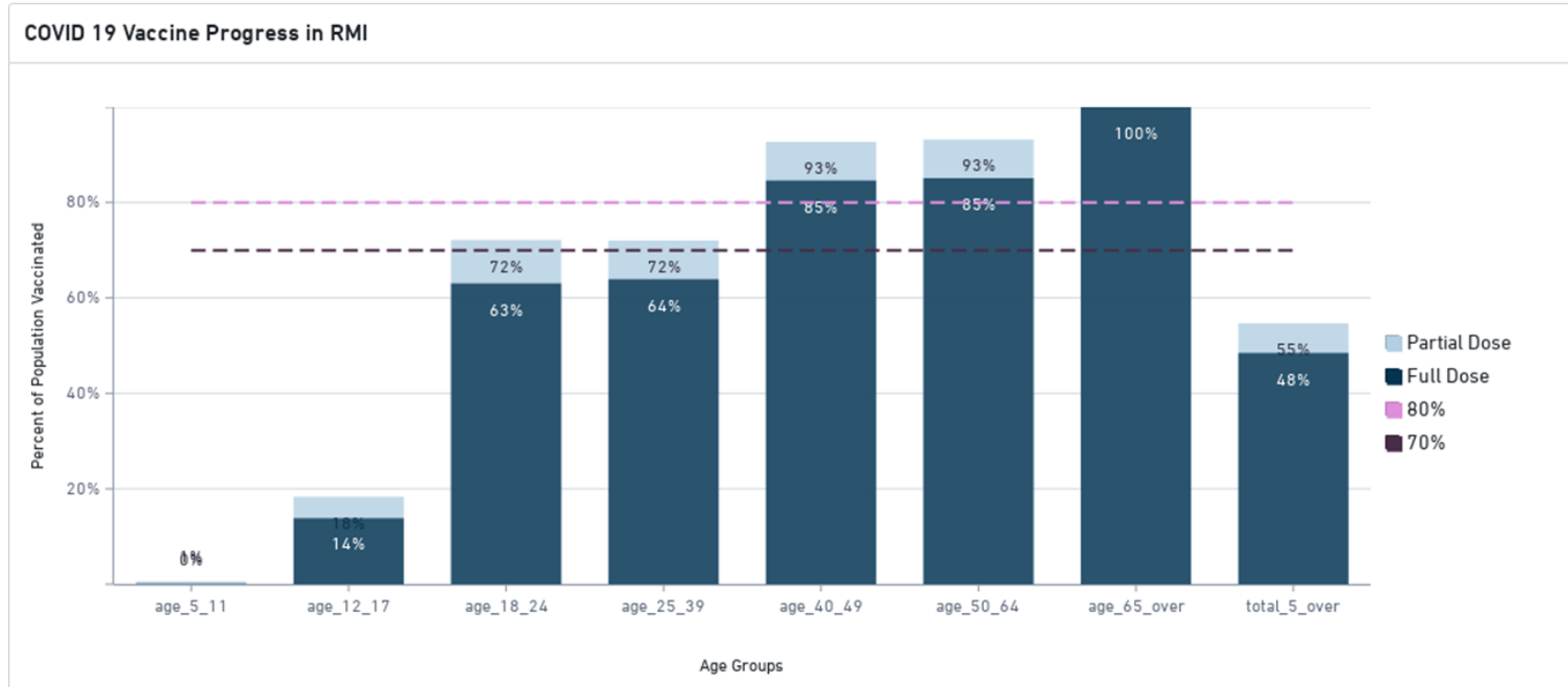


Source: Tiberius Dataset "Administration - Admin Awardee - Reporting View"

Metrics Include - Jurisdiction and Pharmacy Data, Exclude - Federal Agency Data

CDC/PIHOA one-on-one USAPI weekly check-ins
Week: 11/20/2021-11/26/2021

Republic of Marshall Islands

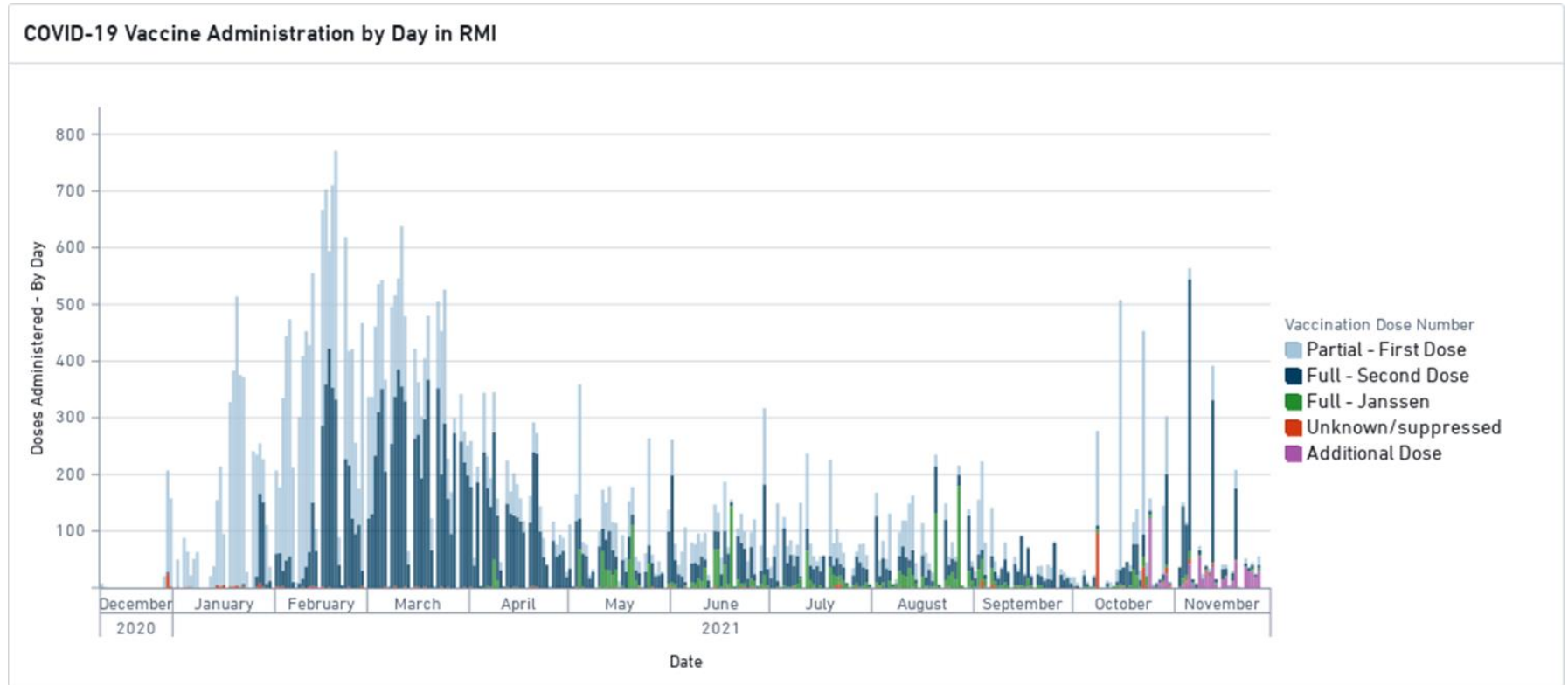


Eligible Population - 5+ yrs

Percentages are capped at 100%

Source: Tiberius Dataset "Administration - Admin Awardee - Reporting View"

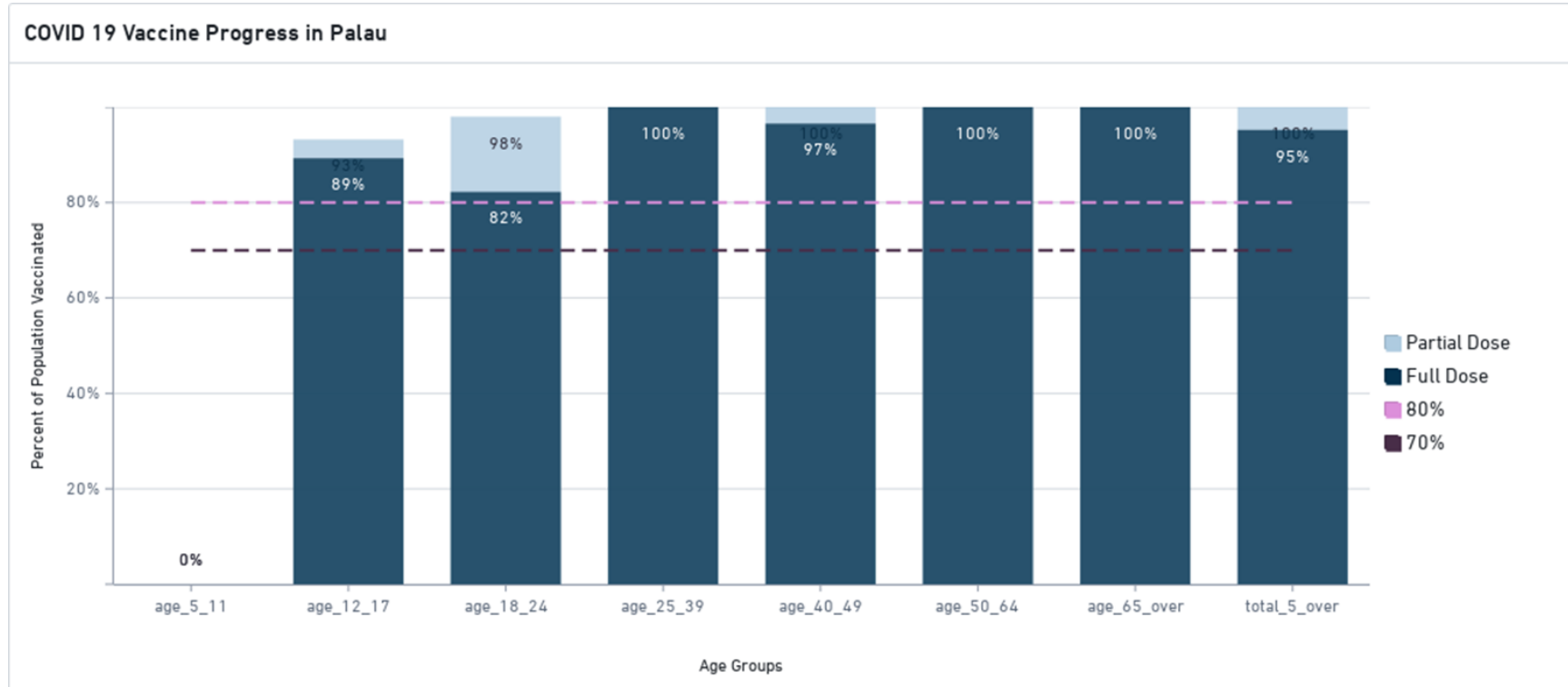
CDC/PIHOA one-on-one USAPI weekly check-ins
Week: 11/20/2021-11/26/2021



Source: Tiberius Dataset "Administration - Admin Awardee - Reporting View"

CDC/PIHOA one-on-one USAPI weekly check-ins
Week: 11/20/2021-11/26/2021

Republic of Palau

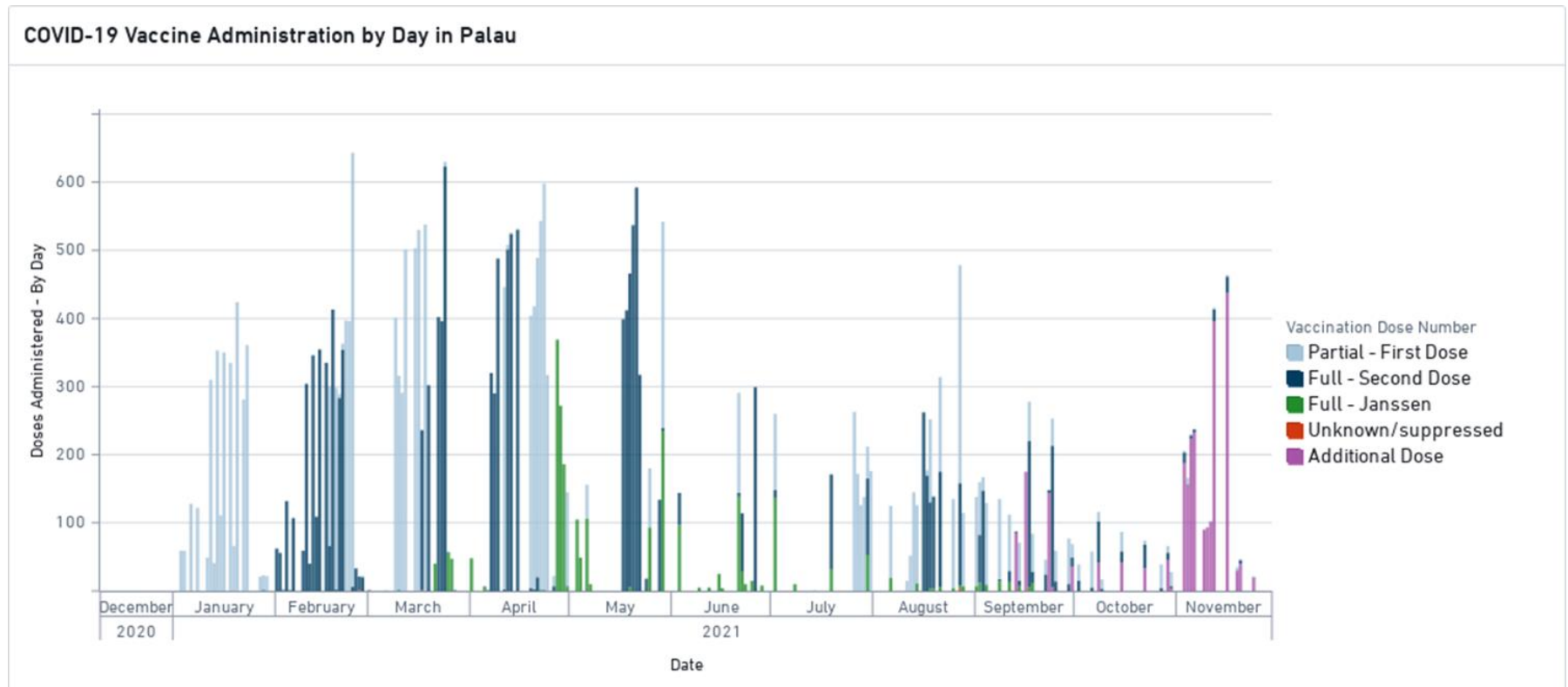


Eligible Population - 5+ yrs

Percentages are capped at 100%

Source: Tiberius Dataset "Administration - Admin Awardee - Reporting View"

CDC/PIHOA one-on-one USAPI weekly check-ins
Week: 11/20/2021-11/26/2021



Source: Tiberius Dataset "Administration - Admin Awardee - Reporting View"

CDC/PIHOA one-on-one USAPI weekly check-ins
Week: 11/20/2021-11/26/2021

Sources:

Population Metrics

Palau: 2015 census <https://www.palau.gov.pw/wp-content/uploads/2017/02/2015-Census-of-Population-Housing-Agriculture-.pdf>

FSM: 2010 census <https://www.fsmstatistics.fm/social/population-statistics/>

American Samoa: 2010 census <https://americansamoa.prism.spc.int/social/demography/population-by-age-group.html>

CNMI: 2015 census <https://cccguam.org/wp-content/uploads/CNMI-Statistical-Yearbook-2015-02.10.2017-nxp.pdf>

Guam: 2010 census <https://www.census.gov/data/datasets/2010/dec/guam.html>

RMI: 2010 census

FSM (States): 2010 census <https://www.fsmstatistics.fm/wp-content/uploads/2020/04/2010-Summary-Analysis-Key-Indicators.pdf>