

CDC/PIHOA one-on-one USAPI weekly check-ins
Week: 12/18/2021-12/24/2021

Regional Summary:

- COVID-19 cases
 - Guam has reported 19,427 total cases and 270 deaths with 61 new cases (↓ from 63 last week) and 0 new deaths reported this week (↓ from 3 last week); test positivity 2.2% (↑ from 1.8% last week)
 - CNMI has reported 2,641 total cases and 8 deaths; 219 new cases (↓ from 648 last week) and 0 new deaths this week (↓ from 2 last week)
 - American Samoa has reported 11 total cases (all imported) with 0 new cases reported this week
 - Palau has reported 8 total cases (6 travelers in restricted movement, 2 contacts) with 0 new cases this week; no community transmission detected
 - FSM and RMI have had no community transmission
- COVID-19 Vaccine distribution summary (See USAPI Vaccine Summary with 25 updated tables and figures listed below)
 - Pediatric formulation of the Pfizer vaccine was ordered and delivered to each of the 6 USAPI, pediatric vaccination campaigns have started in American Samoa, CNMI, Guam, Majuro, Palau, and Yap
 - Based on jurisdictional reports: a total of 274,000 people in the region are fully vaccinated (78.8% of all eligible individuals / +0.6%)
 - An additional 23,000 people in the region are partially vaccinated (6.7% of eligible individuals in the region)
 - Note: eligible individuals are 5+ for American Samoa, CNMI, Guam, Majuro, Palau, and Yap — 12+ for Kosrae, Kwajalein and RMI Outer Islands – 18+ for Chuuk and Pohnpei
 - Based on data submitted into Tiberius via WebIZ: **79% of all people aged 5 years and older have had at least one dose of a COVID-19 vaccine; 70% are fully vaccinated.** This percentage includes Pohnpei and Chuuk (FSM) who have yet to start vaccinating adolescents or children.
 - Current percentages of eligible population **aged 5 and over** fully vaccinated (from Tiberius via WebIZ)
 - **American Samoa: 75% (+1%)**
 - **FSM: Chuuk: 41% (--%), Kosrae: 59% (+1%), Pohnpei: 49% (--%), Yap: 63% (+1%)**
 - **Guam: 82% (--%)**
 - **RMI: 50% (+1%)**
 - **CNMI: 81% (+2%)**
 - **Palau: 98% (+2%)**
 - Outer island vaccinations: Outer Island coverage rates from jurisdictional outer island outreach activities due to difficulty in determining denominators and true residence in Tiberius.
 - **RMI Outer Islands:** At least one dose **59% (--%)**; Fully **46% (--%)** (denominators adjusted based on OI reports and expanded to 12+)
 - **Yap Outer Islands:** At least one dose **98% (--%)**; Fully **95% (--%)** (denominators adjusted to locally collected denominators for 18+)
 - **Chuuk Outer Islands (out of the lagoon):** Fully **31% (--%)** (OI numbers are incomplete)
 - **Pohnpei Outer Islands:** Fully **63% (--%)** (denominator adjusted based on OI reports for 18+)
 - Boosters: A total of 56,598 boosters/additional doses have been provided across the USAPI: American Samoa: 3,364; FSM: 3,541; Guam: 31,628; RMI: 1,124; CNMI: 13,001; Palau: 3,940
- COVID-19 Containment strategies
 - Guam is allowing vaccinated travelers or unvaccinated travelers with negative test 72 hours prior to arrival to enter without testing or quarantine.
 - CNMI is allowing vaccinated travelers with approval to enter without quarantine with testing on arrival and unvaccinated travelers to enter with facility quarantine requirement for 7 days with testing on day 7.
 - Palau is running regular Guam and Taiwan flights with restriction of movement for vaccinated travelers with negative PCR test within 3 days of departure to Palau or negative antigen test within 1 day of departure to Palau and testing on day 4.
 - RMI has regular repat flights ongoing with HNL/in-country quarantine and testing requirements.
 - AS is running HNL flights using “Talofa Pass” system with pre-travel testing and 10-day AS quarantine.

CDC/PIHOA one-on-one USAPI weekly check-ins

Week: 12/18/2021-12/24/2021

- FSM continues smaller repat flights with Guam/FSM quarantine and testing requirements.
- COVID-19 Laboratory Testing capacity
 - Supplies of Abbott ID NOW, Abbott BinaxNOW, and GeneXpert are low in some USAPI as travel testing demands increase; difficulties with procurement.

CDC/PIHOA one-on-one USAPI weekly check-ins
Week: 12/18/2021-12/24/2021

USAPI	COVID-19 cases	Testing	Containment	Community Mitigation	Medical Surge Preparedness	Vaccine Updates (Jurisdictional Reports)
AS	11 total cases (all imported); 0 new case reported this week	Stocks as of 12/23/21: Abbott ID NOW (316 available), GeneXpert (185 available), Abbott Binax NOW (25,080 available), InBIOS Rapid Antigen (1,000 available), and ACCULA (1,650 available) testing on-island; 20,587 total samples have been tested; 162 in past week	Borders remain closed to normal travel (until 2022); 2x weekly Samoa and Talofa Air flights with Apia resumed; HNL flights resumed; "Talofa Pass" for travelers: eligible pax must be fully vaccinated, 3x tests prior to departure, 10 day AS quarantine on arr. with testing; 1 in quarantine; 1 case in isolation	Social distancing measures have been relaxed and American Samoa is currently at "code blue"	44 ventilators functional at LBJ (40 available); 132 beds (67 available); 7 ICU beds (5 available); 8 total isolation COVID beds in COVID tent outside of LBJ (8 available) mAb in stock: 436 mAb used in past week: --	Partially vaccinated: 5,565 (as of 12/20) Fully vaccinated: 33,695 (as of 12/20) % 5+ fully vaccinated: 74.2% % 5+ at least one dose: 86.4%
CNMI	2,641 total cases with 8 deaths and 1,903 recovered; 219 new cases (↓ from 648 last week) and 0 new deaths this week (↓ from 2 new deaths last week)	Stocks as of 12/1/21: Abbott ID NOW (48 available), GeneXpert (1,800 available), Abbott Binax NOW (0 available), Biofire (30 available), and InBIOS (4,000 available) testing on-island; 104,410 total samples have been tested; 1,340 tests run in the past week; other platforms available are ABI 7500, Solgent DiaPlex, BioFire	Fully vaccinated travelers are eligible for quarantine exemption when staying in a fully vaccinated household and must test on arrival; unvaccinated arrivals are required to complete a 7-day facility quarantine with day 7 test out; 730 cases in isolation	CNMI is in "code green"	12 hospitalized cases (1 on ventilator) 46 usable ventilators (44 available); at CHCC- 75 hospital beds (31 available), 8 ICU beds (7 available); Kanoa Resort is set up as an alternative care site: ICU, medical ward, and step-down units; medical tent is outside hospital with 40 beds mAb in stock: 662 mAb used in past week: --	Partially vaccinated: 2,550 (as of 12/27) Fully vaccinated: 40,332 (as of 12/27) % 5+ fully vaccinated: 93.6% % 5+ at least one dose: 99.5%

CDC/PIHOA one-on-one USAPI weekly check-ins
Week: 12/18/2021-12/24/2021

Guam	19,427 total cases with 270 deaths and 18,913 recovered; 61 new cases (↓ from 63 last week) and 0 new deaths this week (↓ from 3 new deaths last week)	Stocks as of 12/13/21: ABI 7500 (7,848 available), Abbott ID NOW (1,727 available), GeneXpert (1,210 available), and Abbott Binax NOW (13,468 available); 324,223 total tests conducted; 3,581 this week; 2.2% positivity rate (↑ from 1.8% last week)	Unvaccinated travelers entering Guam: 10-day facility quarantine unless test 72 hours prior to departure; Vaccinated travelers: no quarantine with proof of vaccination 244 cases in isolation (220 home isolation, 3 facility isolation, 12 military isolation)	Guam remains in PCOR-3 although further restrictions have been put into place such as vaccine mandates to enter restaurants, bars, etc.	9 hospitalized cases (↑ from 4 last week) mAb in stock: 638 mAb used in past week: --	Partially vaccinated: 6,857 (as of 12/24) Fully vaccinated: 117,460 (as of 12/24) % 5+ fully vaccinated: 84.1% % 5+ at least one dose: 89.0%
Chuuk	0 cases	Stocks as of 12/5/21: Abbott ID NOW (0 available), GeneXpert (2,505 available), and Abbott Binax NOW (1,247 available) testing on-island; mostly travel testing currently; running ~90 tests per week	Borders remain closed; 19 total individuals have been repatriated; day 7 and 14 testing for repatriation	Education is being conducted in communities; risk communication ongoing with repatriation; social distancing is being encouraged but not enforced	21 working ventilators; at hospital: 104 beds in shared wards, 9 ICU beds, 14 beds in isolation rooms, no negative air flow mAb in stock: 75 mAb used in past week: 0	Partially vaccinated: 3,141 (as of 12/17) Fully vaccinated: 17,464 (as of 12/17) % 18+ fully vaccinated: 64.1% % 18+ at least one dose: 75.7%
Kosrae	0 cases	Stocks as of 12/16/21: Abbott ID NOW (118 available), GeneXpert (2,062 available), Abbott Binax NOW (695 available) and BD Veritor (660 available) testing on-island; mostly travel testing currently; running ~50 tests per week	Borders remain closed; 7 repatriation flights conducted (~131 persons); current repatriation protocols involve 10 days quarantine in Guam and 7 days (fully vaccinated) or 14 days (unvaccinated) quarantine in Kosrae	Community-level education by Risk Communication Committee; social distancing is being encouraged but not enforced	3 FEMA vents on-island; 45 hospital beds (2 ICU), 5 isolation rooms with no negative air flow; new quarantine facility completed	Partially vaccinated: 167 (as of 12/17) Fully vaccinated: 3,505 (as of 12/17) %12+ completed vaccination: 74.6% % 12+ at least one dose: 78.2%

CDC/PIHOA one-on-one USAPI weekly check-ins
Week: 12/18/2021-12/24/2021

Pohnpei	0 cases	Stocks as of 12/3/21: Abbott ID NOW (0 available), GeneXpert (1,334 available), and Abbott Binax NOW (2,231 available) testing on-island; 3,105 total tests conducted on-island; mostly travel testing currently; running ~90 tests per week	Borders remain closed; several small repatriation flights have now been conducted from Guam; current repat protocols involve 10 days quarantine in Guam and 7 days in Pohnpei	Designated team developed for risk communication and currently conducting community education	14 total vents; 98 hospital beds (no ICU beds), 4 isolation rooms at hospital with negative air flow; MMA isolation center near the airport with 40 units; China Star hotel is a quarantine site (26 rooms) mAb in stock: 298 mAb used in past week: 0 (For all of FSM excl. Chuuk and Yap)	Partially vaccinated: 1,636 (as of 12/17) Fully vaccinated: 15,723 (as of 12/17) % 18+ fully vaccinated: 67.2% % 18+ at least one dose: 74.2%
Yap	0 cases	Stocks as of 12/15/21: Abbott ID NOW (168 available), GeneXpert (3,154 available), BD Veritor (210 available), and Abbott Binax NOW (1,520 available), BioFire (59 available) testing on-island; 3,989 tests to date, all negative; run ~60 tests/week	Borders remain closed; 105 total repatriated; Yap repat protocols require 10-day quarantine in Guam and 14 days in Yap with testing days 2, 7, and 13; no repatriations in December, will resume in Jan. 2022	Social distancing is being encouraged but not enforced; community education is ongoing (currently focused on vaccines) and expanded to outer islands	20 working ventilators on-island; 38 hospital beds, 2 isolation rooms with negative air flow; isolation facility is now running; quarantine facility secured mAb in stock: 77 mAb used in past week: 0	Partially vaccinated: 297 (as of 12/17) Fully vaccinated: 6,482 (as of 12/17) % 12+ fully vaccinated: 76.2% % 12+ at least one dose: 79.7%
Palau	8 cases (6 travelers and 2 contacts), all recovered; 0 new cases reported this week; no community transmission detected	Stocks as of 12/7/21: Roche LightCycler 480 (1,700 available), Abbott ID NOW (332 available), GeneXpert (3,910 available), Abbott Binax NOW (4,240 available) and BioFire (233 available) testing on-island; 17,012 total tests conducted; 0 tests run in past week	Some passenger flights (Guam, Taiwan) and military flights ongoing; vaccinated travelers from Guam have no quarantine; 7,647 inbound travelers since April 2020; 0 in quarantine; 0 in isolation	Education using various media; daily sitreps; normal operations have resumed with promotion of hand hygiene, cough etiquette, and staying home when sick	80 hospital beds, 4 ICU beds, 5 isolation rooms with negative air flow; various quarantine sites available; 36 working ventilators on-island mAb in stock: 354 mAb used in past week: 0	Partially vaccinated: no longer reported Fully vaccinated: 16,474 (as of 12/23) % 5+ fully vaccinated: 98.7%

CDC/PIHOA one-on-one USAPI weekly check-ins
Week: 12/18/2021-12/24/2021

RMI- Majuro +OI	0 cases	Stocks as of 12/9/21: Abbott ID NOW (0 available), GeneXpert (670 available), and Abbott Binax NOW (0 available) testing on-island; running ~170 tests per week	Borders are closed until at least 12/31/21; Travel Advisory #33 in effect; HNL repat is ongoing [7 days HNL facility Q +14 days facility Q w/ multiple tests]; 1,023 (932 repat, 91 marine sector) individuals released; 59 (59 repat; 0 marine sector) in quarantine	Multiple media strategies including community meetings; normal activities have resumed; social distancing being encouraged but not enforced	20 total vents on-island; 108 hospital beds (3 ICU), 8 isolation rooms (1 with negative air flow); new isolation building (8 isolation rooms with negative air flow) completed; new quarantine facility (24 beds) built and old facility still usable (80 beds) mAb in stock: 96 mAb used in past week: 0 (For all of RMI)	Partially vaccinated: 2,336 (as of 12/21) Fully vaccinated: 17,580 (as of 12/21) % 5+ fully vaccinated: 53.8% % 5+ at least one dose: 60.9%
RMI- Kwaj	4 cases imported into Kwajalein and identified in quarantine facility (4 recovered, 0 active)	Stocks as of 12/8/21: Abbott ID NOW (0 available), GeneXpert (480 available), and Abbott Binax NOW (1,440 available) testing on-island; running ~500 tests per week	Borders are closed until at least 12/31/21; Travel Advisory #33 in effect; 1,419 individuals have been repatriated to Kwajalein base; 55 currently in quarantine	Limited social distancing occurring but implementing some safety measures	13 vents on-island; isolation facility is being built and renovated TB trailer is being prepared (6 beds) for temporary isolation	Partially vaccinated: 626 (as of 12/21) Fully vaccinated: 5,780 (as of 12/21) % 12+ fully vaccinated: 81.4% % 12+ at least one dose: 90.2%

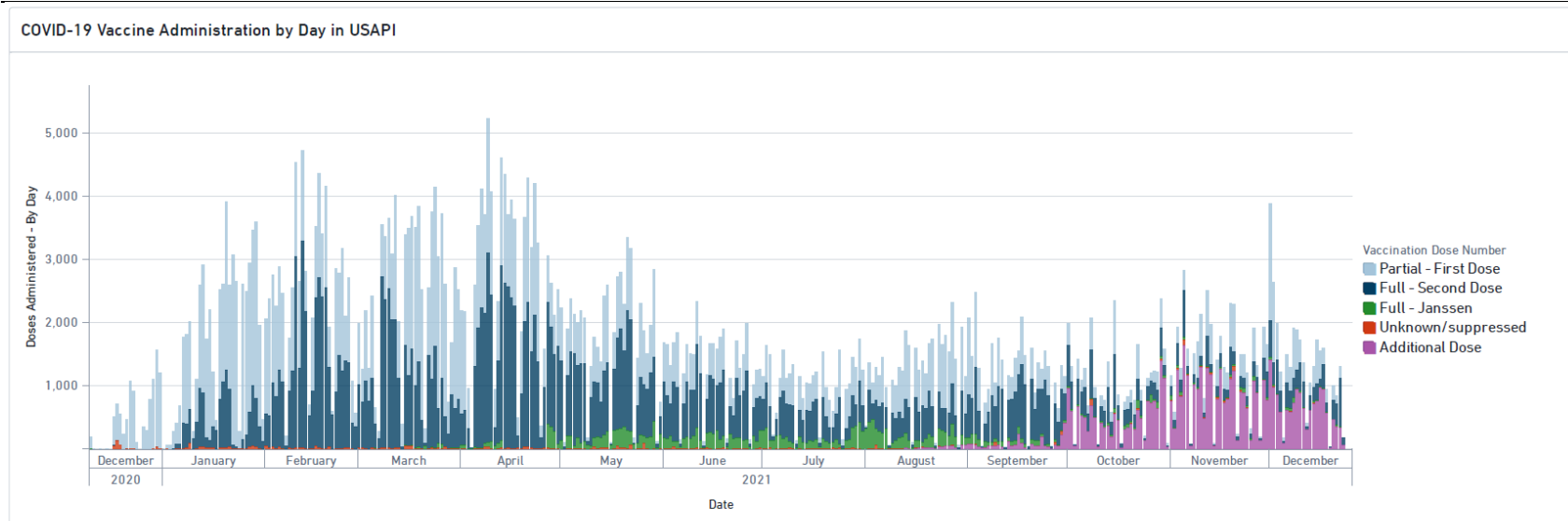
CDC/PIHOA one-on-one USAPI weekly check-ins
Week: 12/18/2021-12/24/2021

USAPI Vaccine Summary Tables and Charts:

**Note that all data except for those detailing Outer Island coverage rates comes directly from Tiberius. Thank you to Katrina Myers and the entire USAPI Tiberius Team for helping assemble "Dr. B's Famous Slide-set." Thank you to the jurisdictions who enter this data into WebIZ each day to keep it up to date.*

**Outer Island data was provided by each jurisdiction based on their outer island outreach activities. Because of this, there may be discrepancies between the two data sets (Tiberius and the Jurisdiction Outer Island Data). Also, some jurisdictions have yet to report their data in detail. Thank you to Dr. Haley Cash for assembling the Outer Island table and each of the jurisdictions for collecting and reporting this unique, yet important data.*

US-affiliated Pacific Islands Region

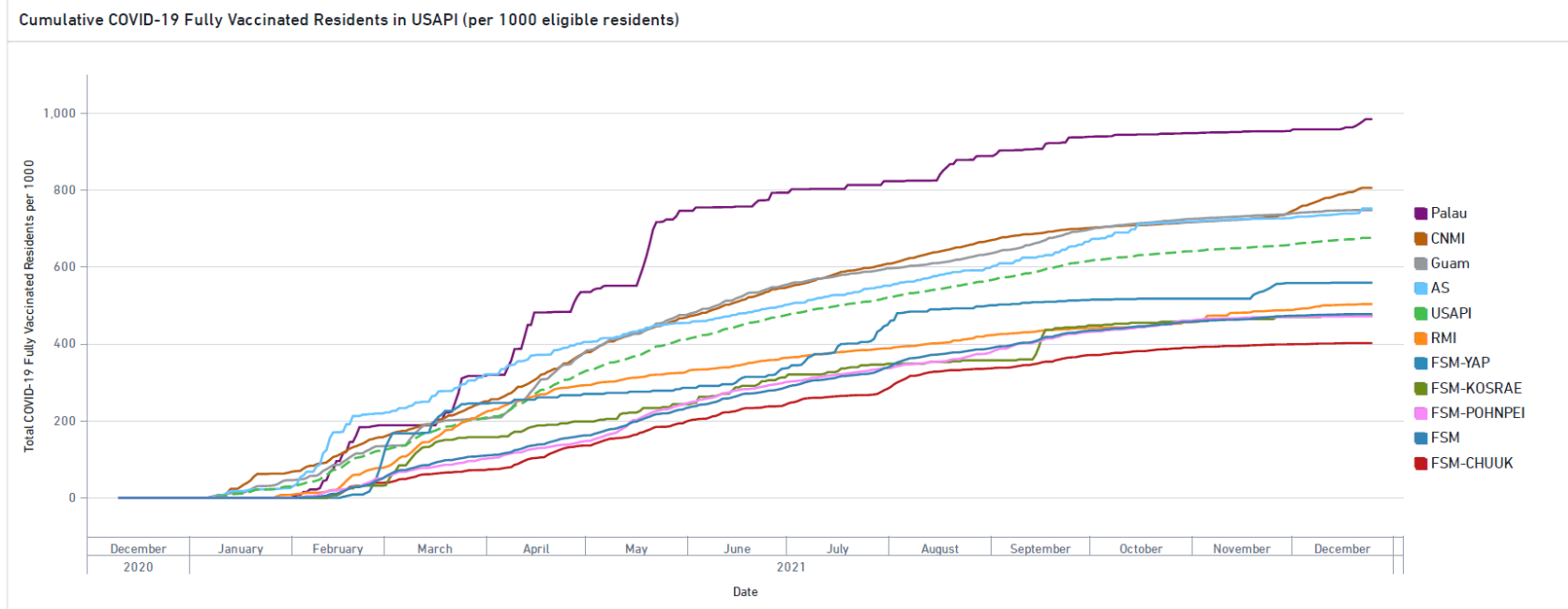


Source: Tiberius Dataset "Administration - Admin Awardee - Reporting View"

Metrics Include - Jurisdiction and Pharmacy Data, Exclude - Federal Agency Data

CDC/PIHOA one-on-one USAPI weekly check-ins

Week: 12/18/2021-12/24/2021



Metrics Include - Jurisdiction and Pharmacy Data, Exclude - Federal Agency Data

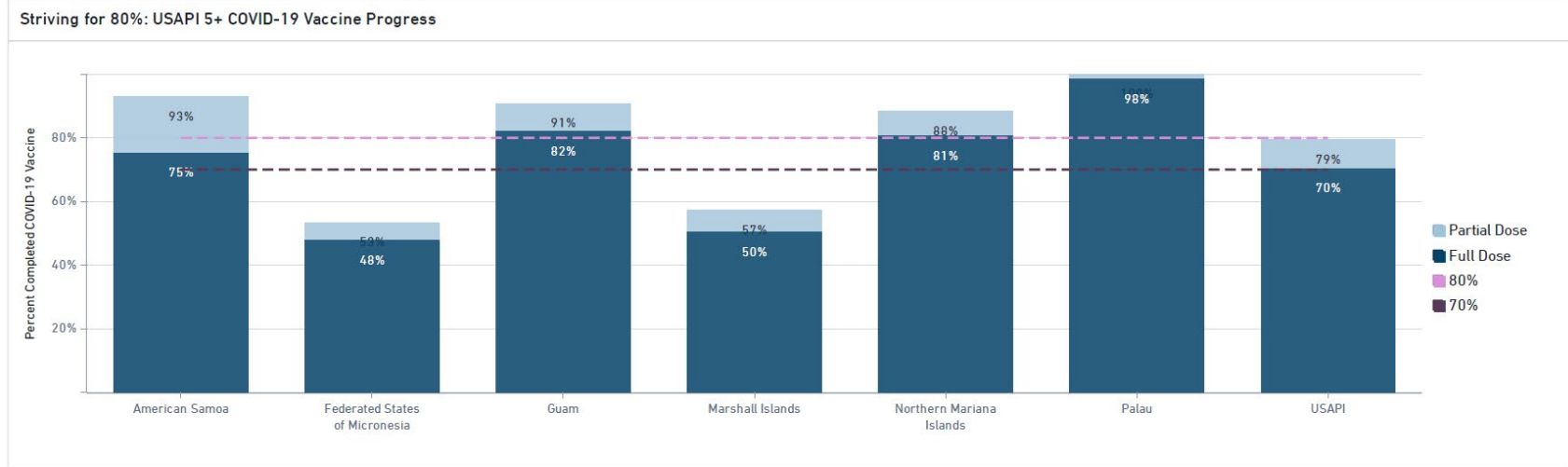
Eligible Population - 5+ yrs

Source: Tiberius Dataset "Awardee Vaccine Metrics - Reporting View"

CDC/PIHOA one-on-one USAPI weekly check-ins
Week: 12/18/2021-12/24/2021

Jurisdiction	Population Aged 5+	Fully Vaccinated	Percent Fully Vaccinated	Partially Vaccinated	Percent Partially Vaccinated	Unvaccinated	Percent Unvaccinated	Additional Doses
American Samoa	43,110	32,437	75%	40,052	93%	3,058	7%	3,364
FSM-CHUUK	43,093	17,756	41%	20,497	48%	22,596	52%	1,931
FSM-KOSRAE	5,861	3,433	59%	3,688	63%	2,173	37%	12
FSM-POHNPEI	32,193	15,733	49%	17,549	55%	14,644	45%	882
FSM-YAP	10,226	6,395	63%	6,669	65%	3,557	35%	716
Guam	154,941	127,048	82%	140,695	91%	14,246	9%	31,628
Marshall Islands	45,415	22,877	50%	26,056	57%	19,359	43%	1,124
Northern Mariana Islands	48,632	39,211	81%	43,017	88%	5,615	12%	13,001
Palau	16,451	16,203	98%	18,594	100%	0	0%	3,940
USAPI	399,319	281,093	70%	316,817	79%	82,502	21%	56,598

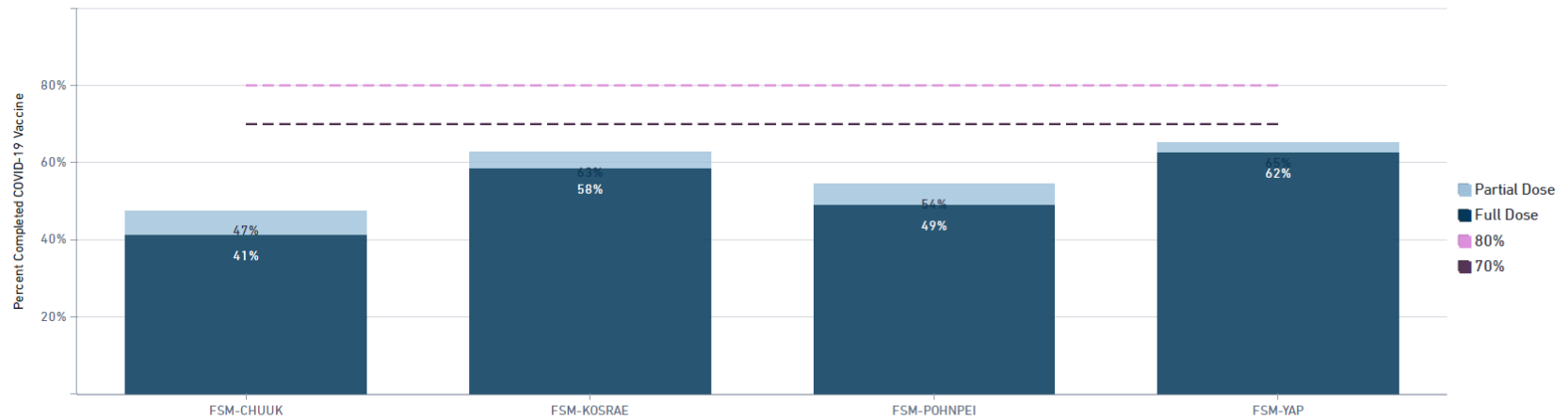
CDC/PIHOA one-on-one USAPI weekly check-ins
Week: 12/18/2021-12/24/2021



Metrics Include Jurisdiction, Pharmacy, and Federal Agency Data
Source: Tiberius Dataset "Administration - Admin Awardee - Reporting View"
Percentages are capped at 100%

CDC/PIHOA one-on-one USAPI weekly check-ins
Week: 12/18/2021-12/24/2021

Striving for 80%: USAPI 5+ COVID-19 Vaccine Progress (FSM States)

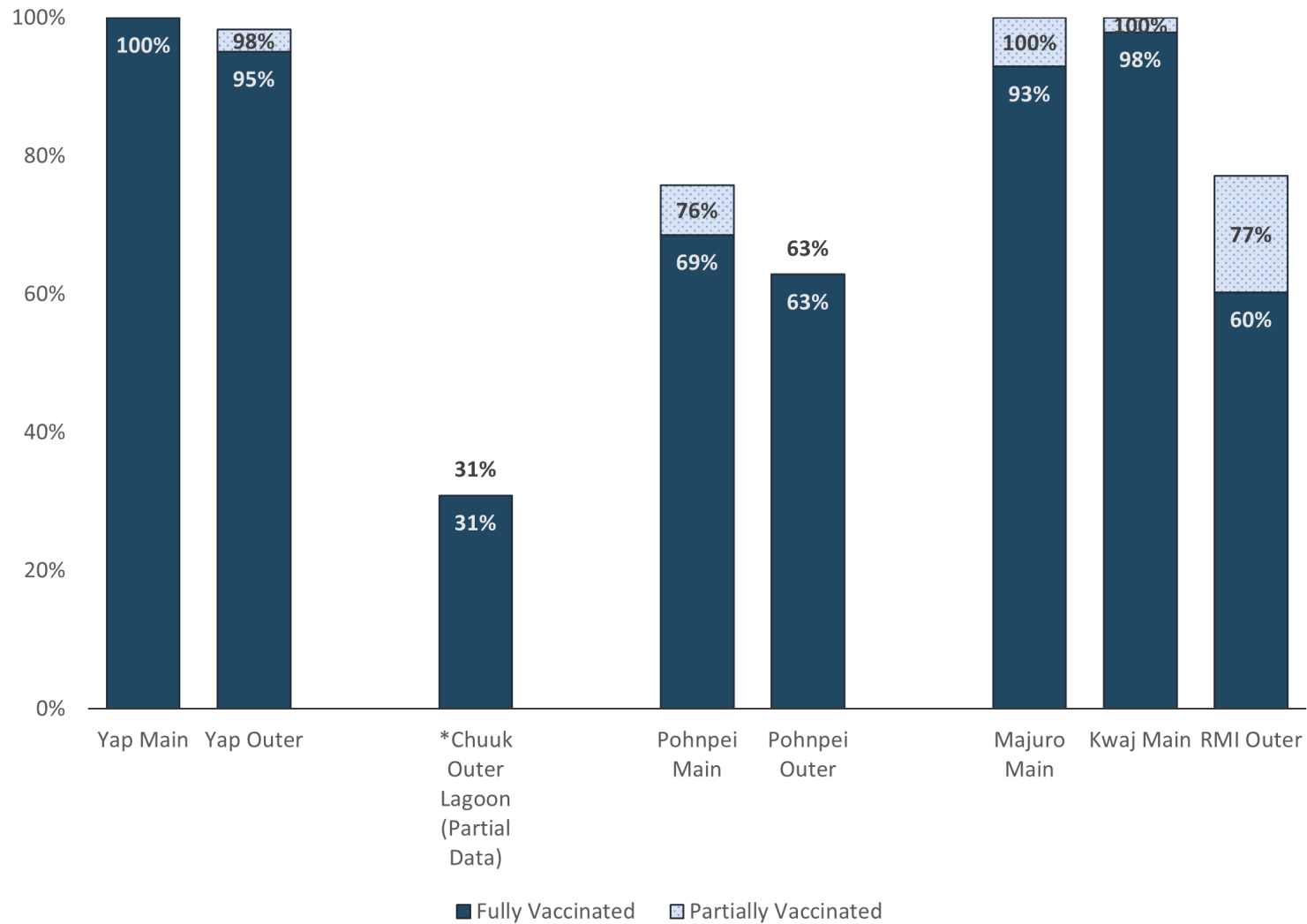


Source: Tiberius Dataset "Administration - Admin Zip - Reporting View"

Percentages are capped at 100%

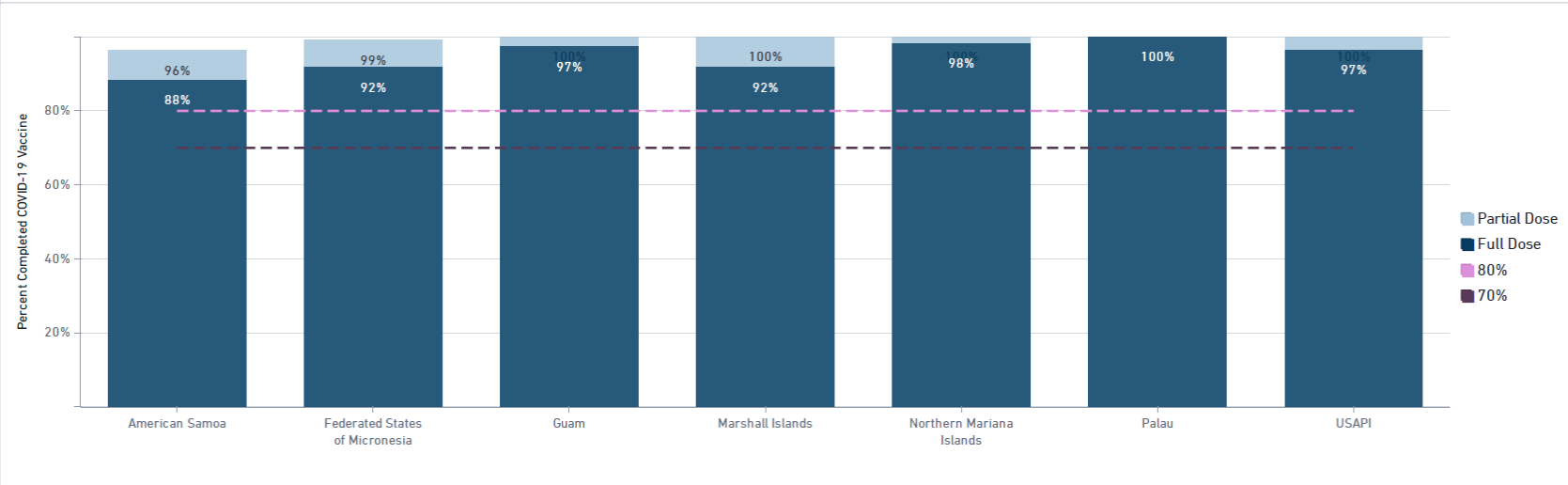
CDC/PIHOA one-on-one USAPI weekly check-ins
Week: 12/18/2021-12/24/2021

COVID-19 Vaccination Coverage Rates of those aged 18 and over for Main Islands
and Outer Islands, based on jurisdictional reports; USAPI as of 12/24/21



CDC/PIHOA one-on-one USAPI weekly check-ins
Week: 12/18/2021-12/24/2021

USAPI COVID-19 Vaccine Progress: 50+

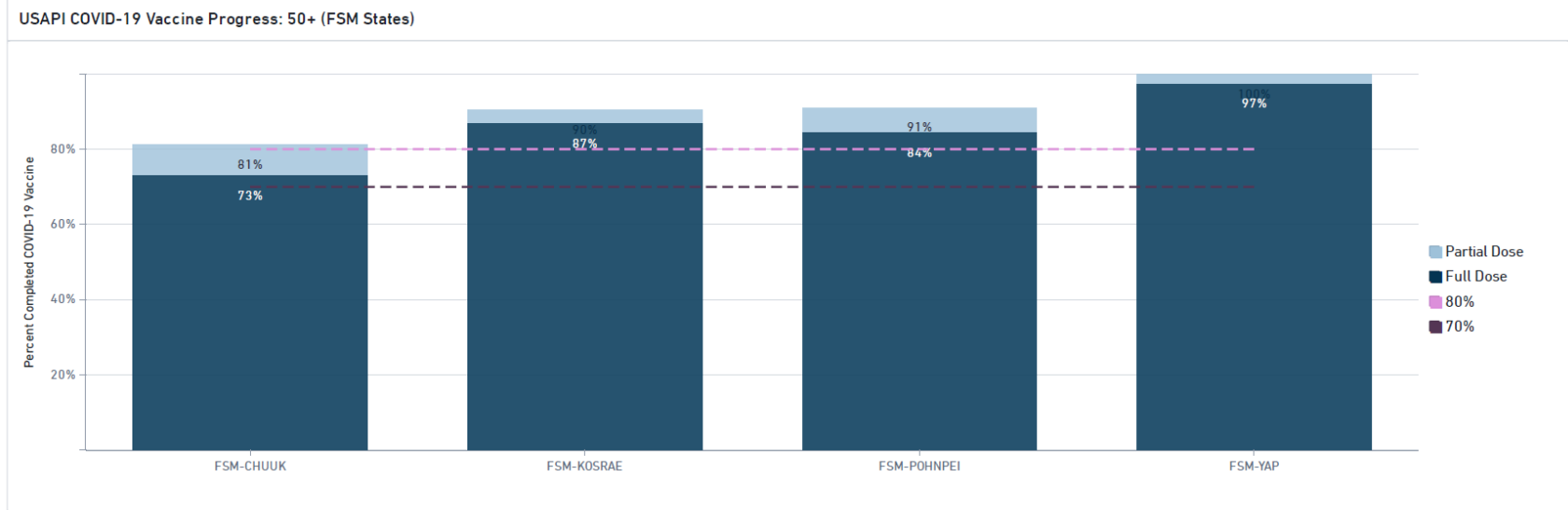


Metrics Include Jurisdiction, Pharmacy, and Federal Agency Data

Source: Tiberius Dataset "Administration - Admin Awardee - Reporting View"

Percentages are capped at 100%

CDC/PIHOA one-on-one USAPI weekly check-ins
Week: 12/18/2021-12/24/2021



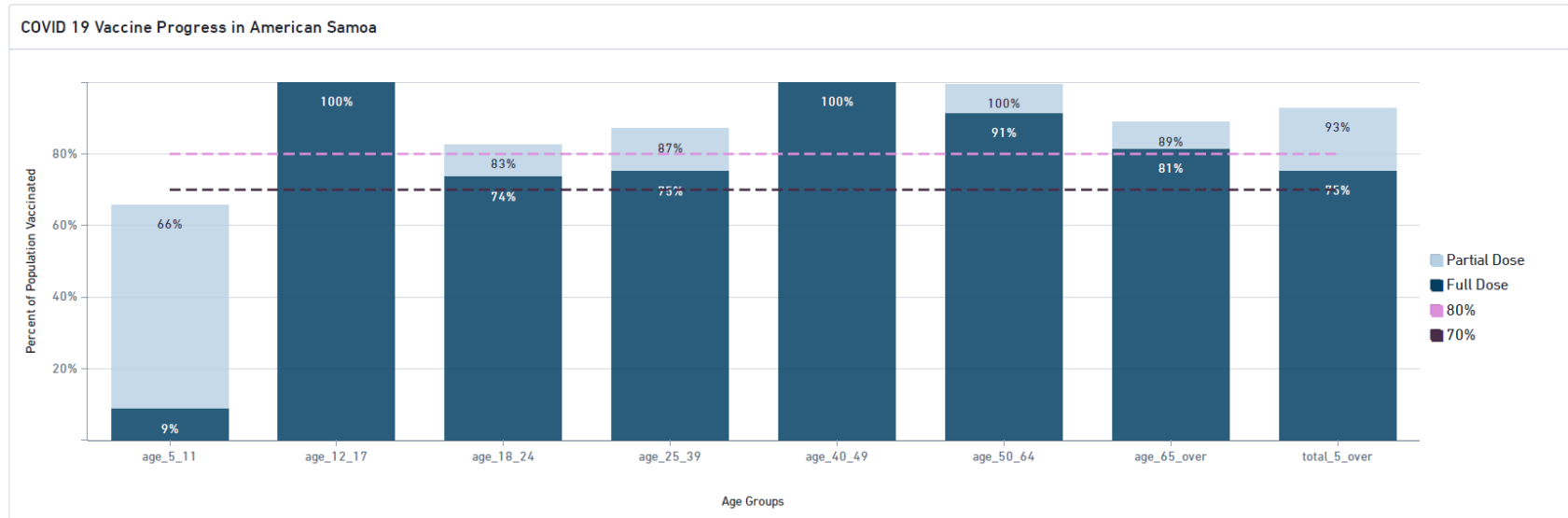
Source: Tiberius Dataset "Administration - Admin Zip - Reporting View"

Percentages are capped at 100%

CDC/PIHOA one-on-one USAPI weekly check-ins
Week: 12/18/2021-12/24/2021

By Jurisdiction:

American Samoa

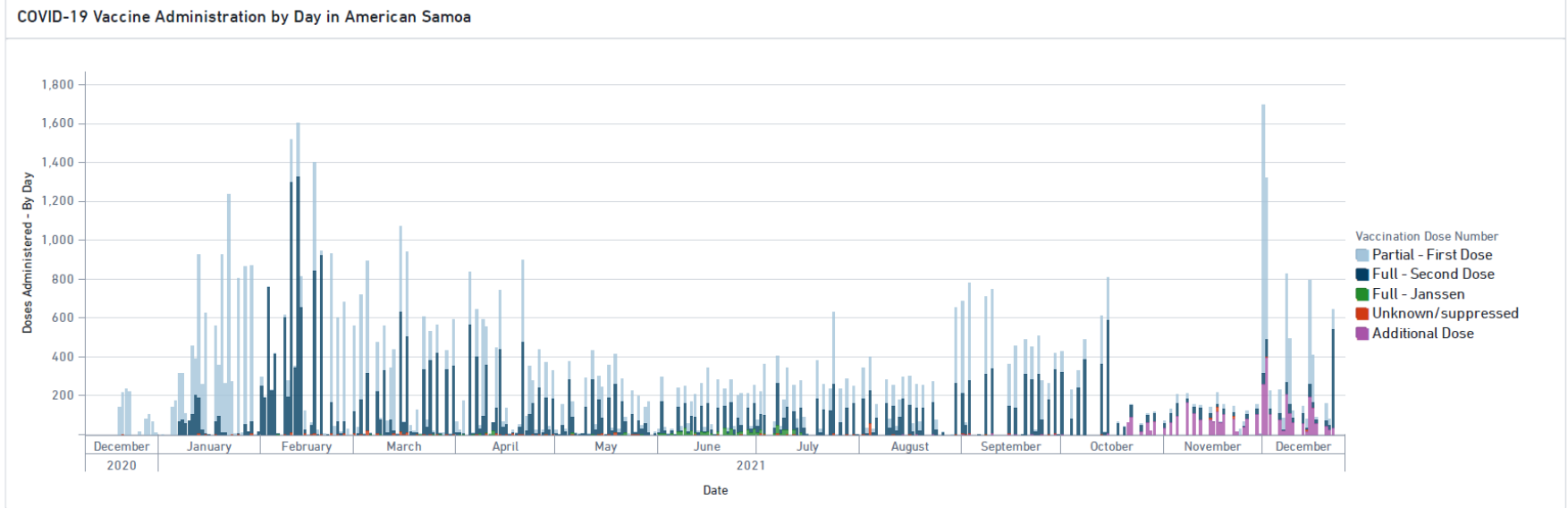


Eligible Population - 5+ yrs

Percentages are capped at 100%

Source: Tiberius Dataset "Administration - Admin Awardee - Reporting View"

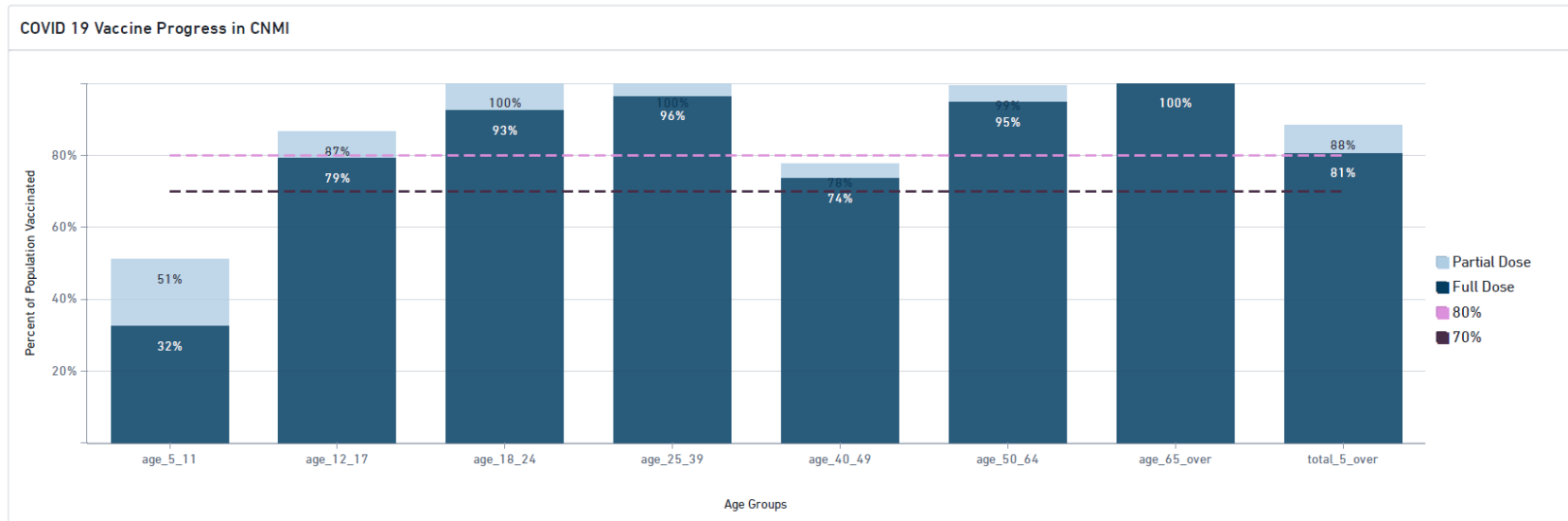
CDC/PIHOA one-on-one USAPI weekly check-ins
Week: 12/18/2021-12/24/2021



Source: Tiberius Dataset "Administration - Admin Awardee - Reporting View"

CDC/PIHOA one-on-one USAPI weekly check-ins
Week: 12/18/2021-12/24/2021

Commonwealth of the Northern Mariana Islands

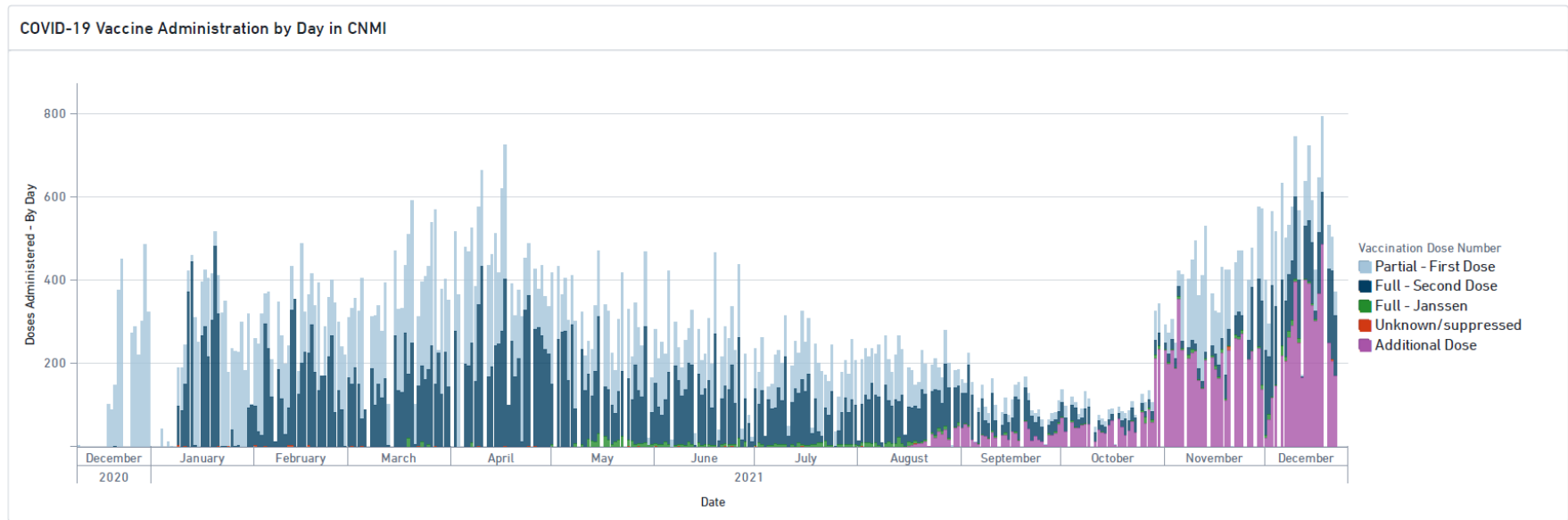


Eligible Population - 5+ yrs

Percentages are capped at 100%

Source: Tiberius Dataset "Administration - Admin Awardee - Reporting View"

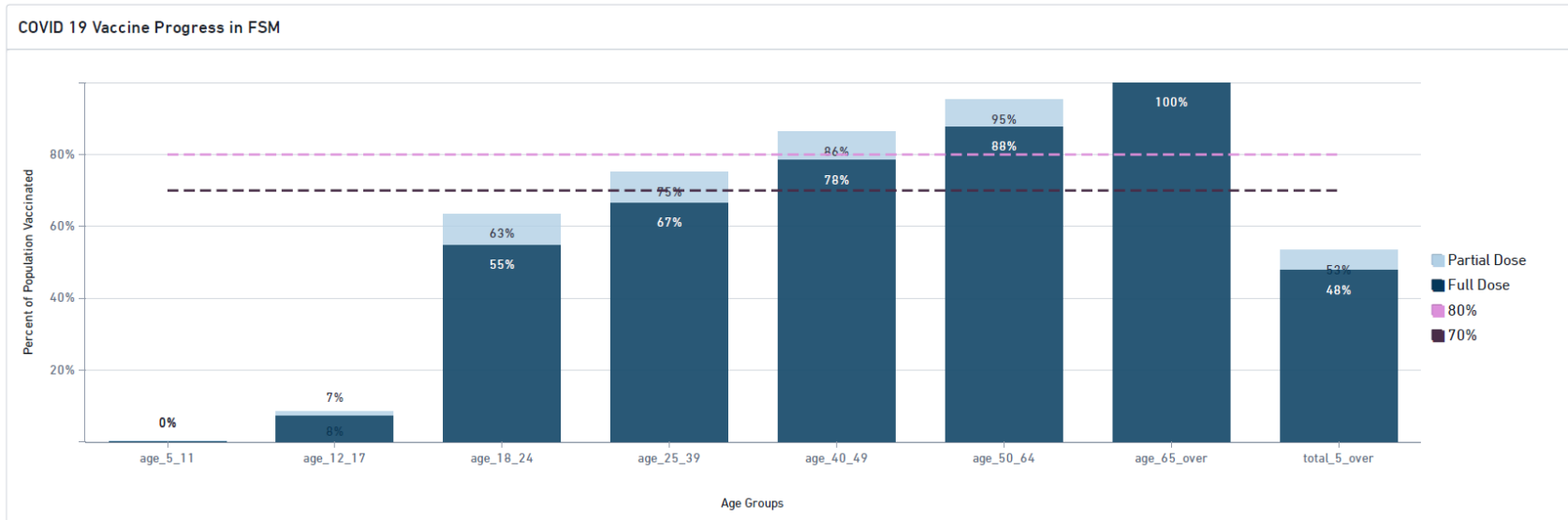
CDC/PIHOA one-on-one USAPI weekly check-ins
Week: 12/18/2021-12/24/2021



Source: Tiberius Dataset "Administration - Admin Awardee - Reporting View"

CDC/PIHOA one-on-one USAPI weekly check-ins
Week: 12/18/2021-12/24/2021

Federated States of Micronesia

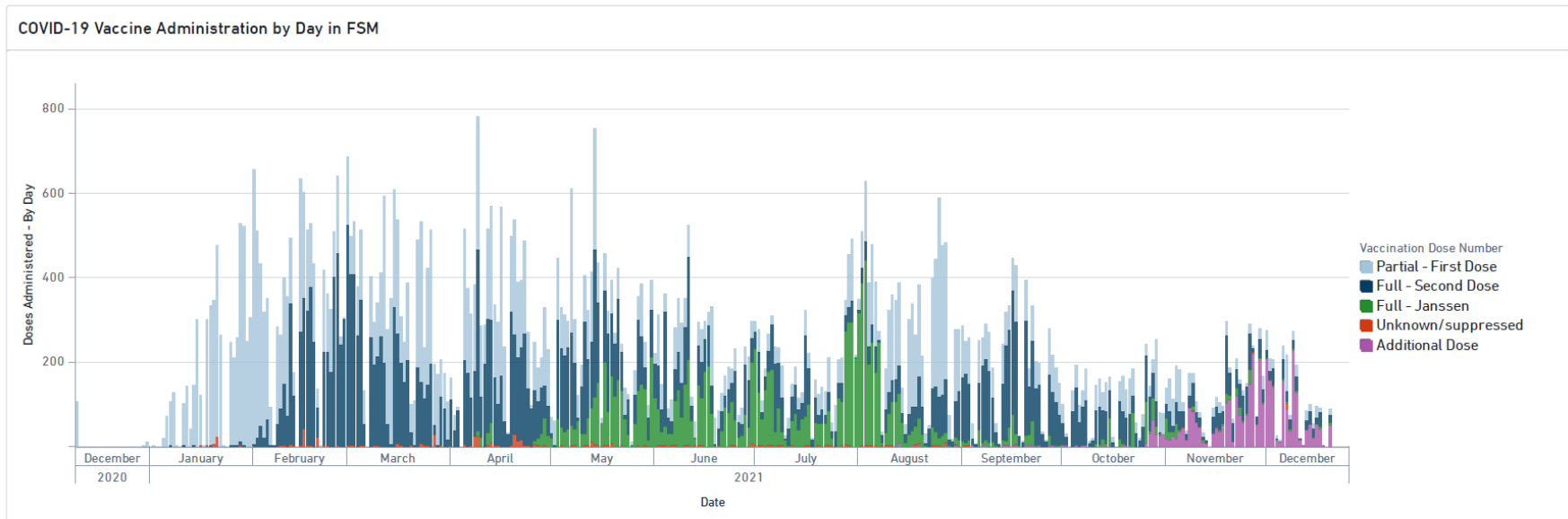


Eligible Population - 5+ yrs

Percentages are capped at 100%

Source: Tiberius Dataset "Administration - Admin Awardee - Reporting View"

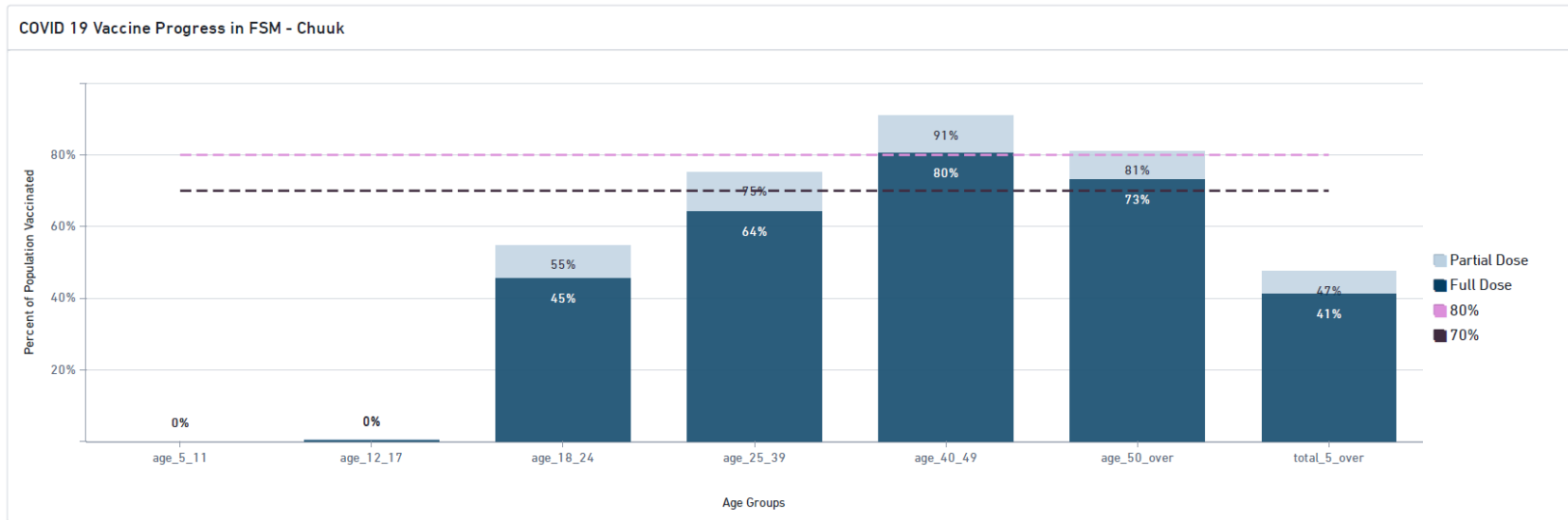
CDC/PIHOA one-on-one USAPI weekly check-ins
Week: 12/18/2021-12/24/2021



Source: Tiberius Dataset "Administration - Admin Awardee - Reporting View"

CDC/PIHOA one-on-one USAPI weekly check-ins
Week: 12/18/2021-12/24/2021

Chuuk

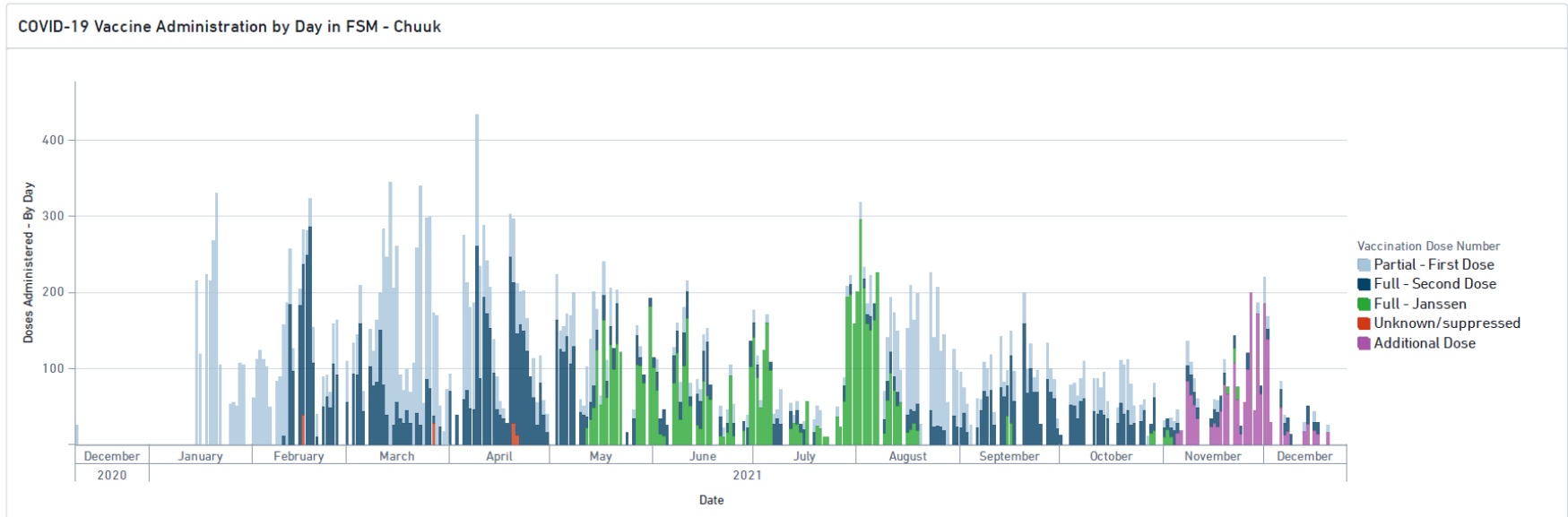


Eligible Population - 5+ yrs

Percentages are capped at 100%

Source: Tiberius Dataset "Administration - Admin Zip - Reporting View"

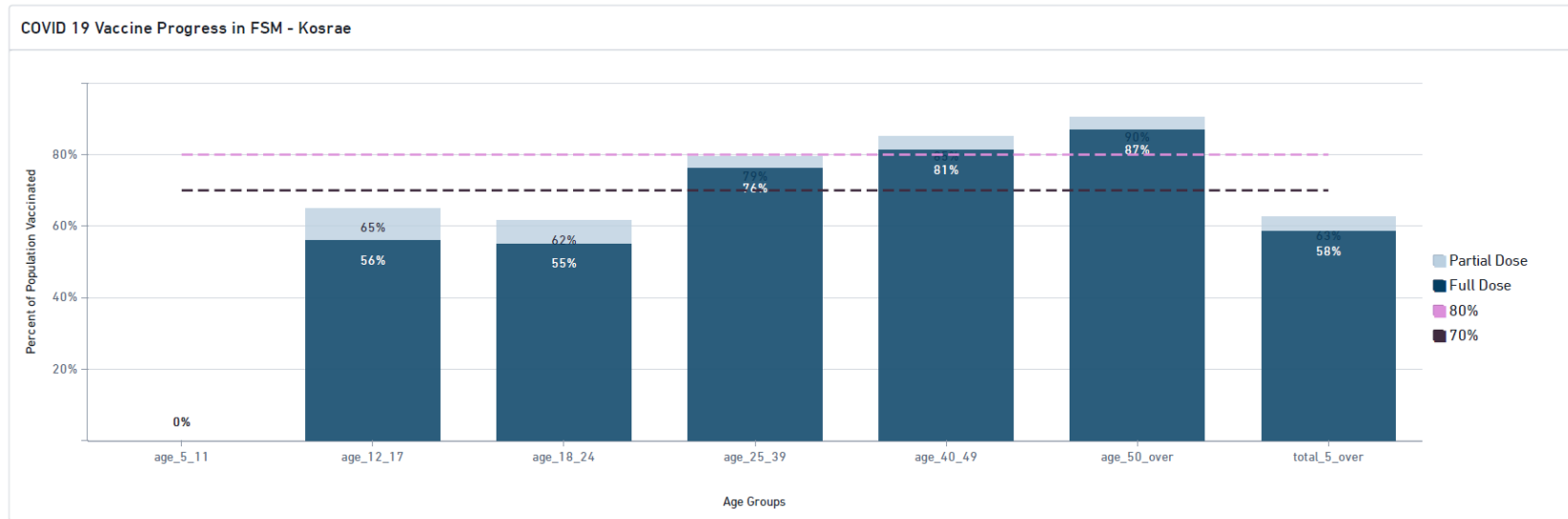
CDC/PIHOA one-on-one USAPI weekly check-ins
Week: 12/18/2021-12/24/2021



Source: Tiberius Dataset "Administration - Admin Zip - Reporting View"

CDC/PIHOA one-on-one USAPI weekly check-ins
Week: 12/18/2021-12/24/2021

Kosrae

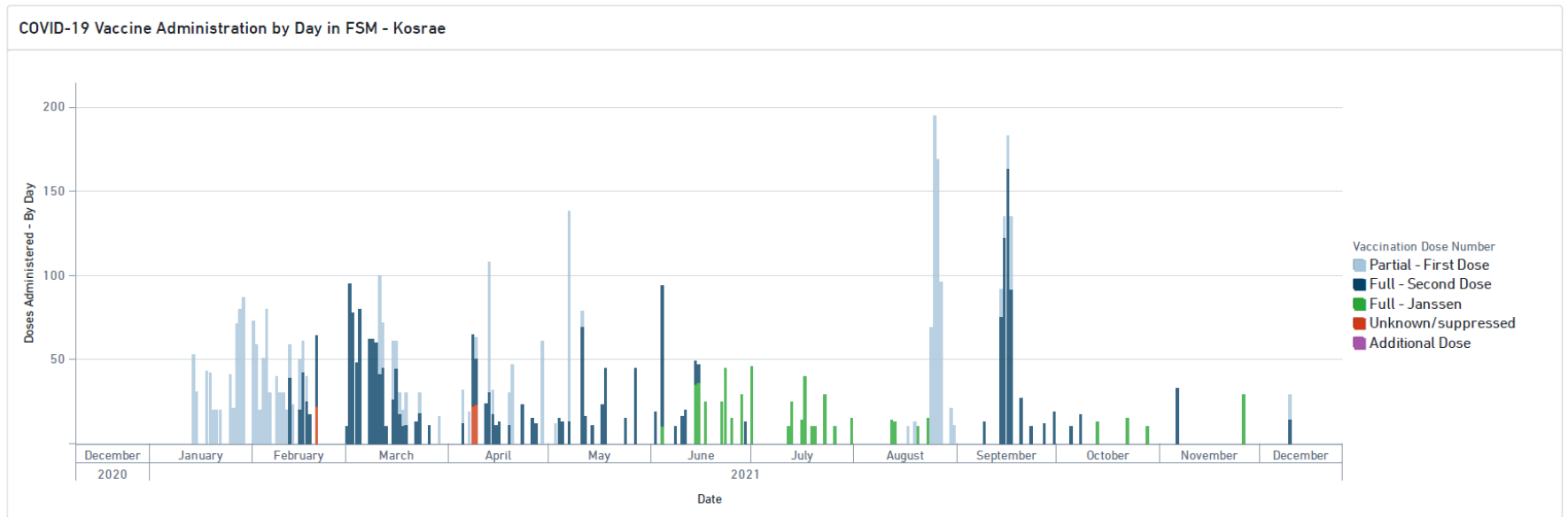


Eligible Population - 5+ yrs

Percentages are capped at 100%

Source: Tiberius Dataset "Administration - Admin Zip - Reporting View"

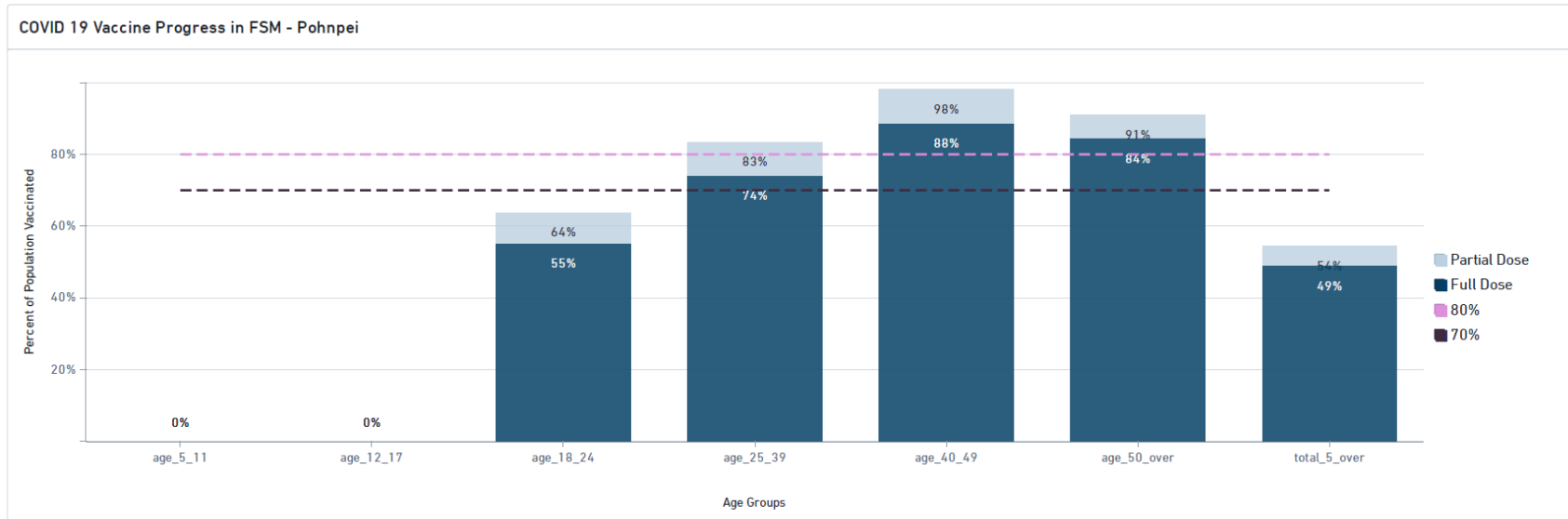
CDC/PIHOA one-on-one USAPI weekly check-ins
Week: 12/18/2021-12/24/2021



Source: Tiberius Dataset "Administration - Admin Zip - Reporting View"

CDC/PIHOA one-on-one USAPI weekly check-ins
Week: 12/18/2021-12/24/2021

Pohnpei

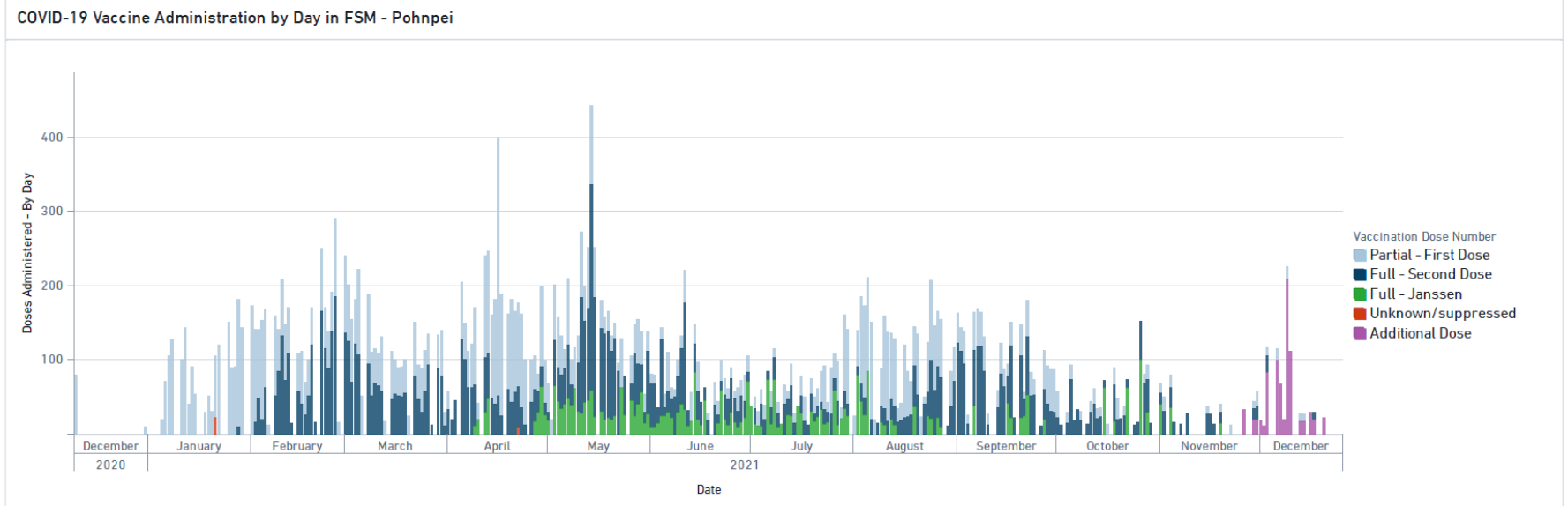


Eligible Population - 5+ yrs

Percentages are capped at 100%

Source: Tiberius Dataset "Administration - Admin Zip - Reporting View"

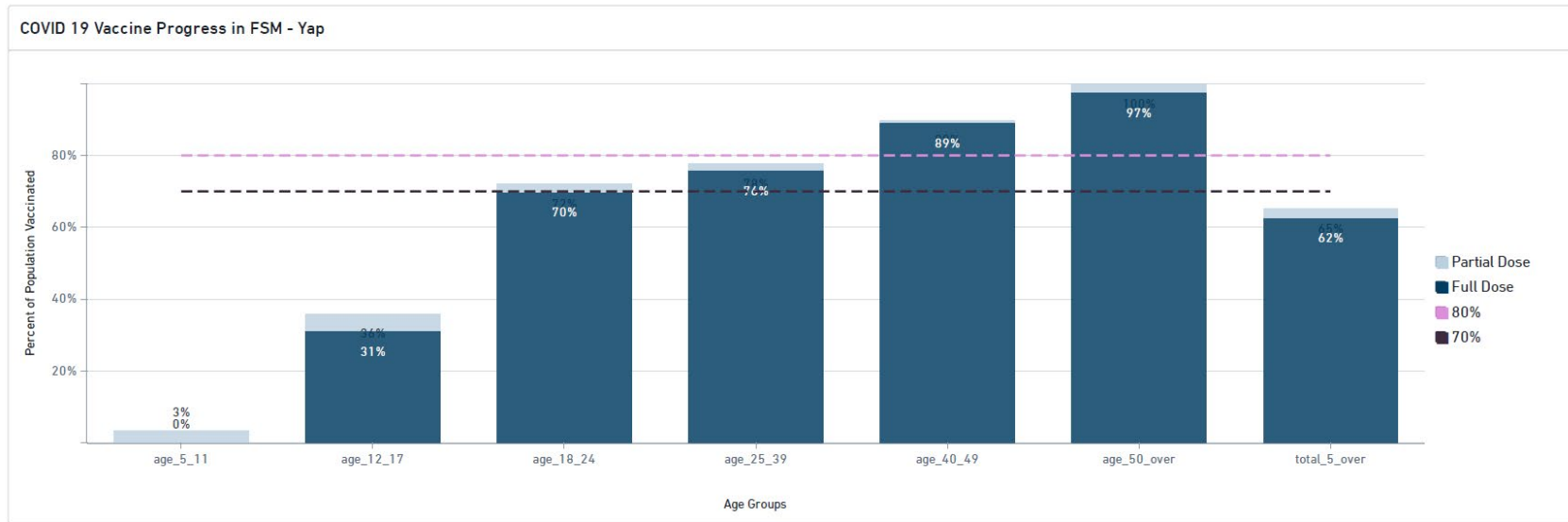
CDC/PIHOA one-on-one USAPI weekly check-ins
Week: 12/18/2021-12/24/2021



Source: Tiberius Dataset "Administration - Admin Zip - Reporting View"

CDC/PIHOA one-on-one USAPI weekly check-ins
Week: 12/18/2021-12/24/2021

Yap

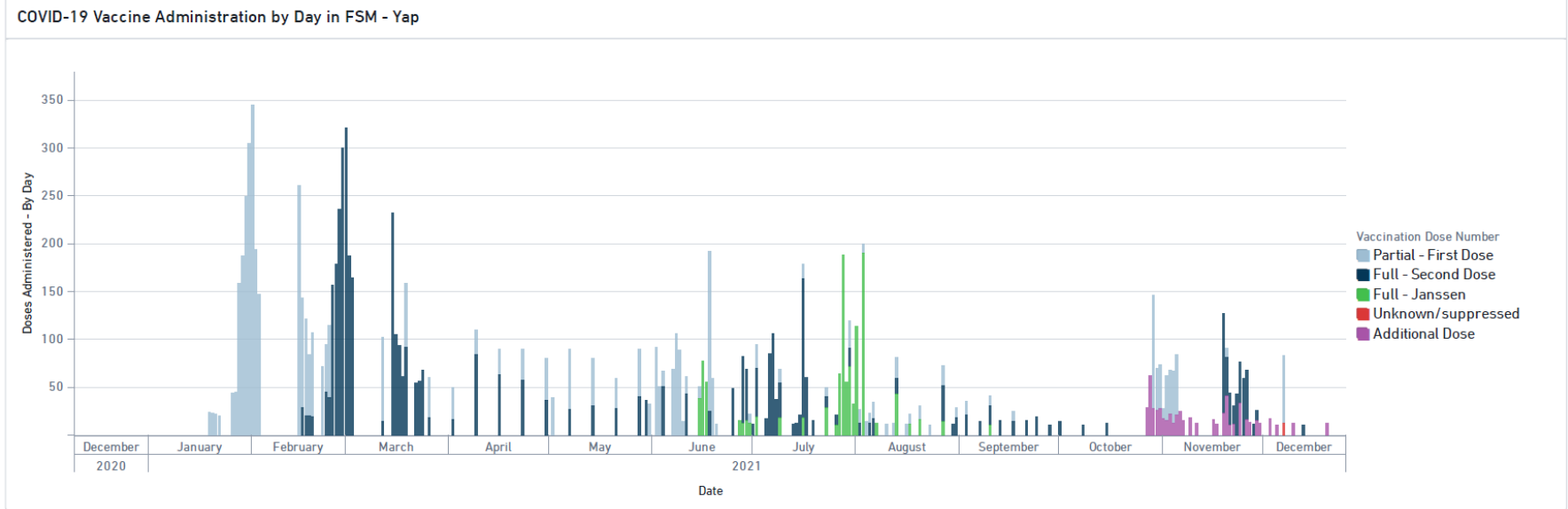


Eligible Population - 5+ yrs

Percentages are capped at 100%

Source: Tiberius Dataset "Administration - Admin Zip - Reporting View"

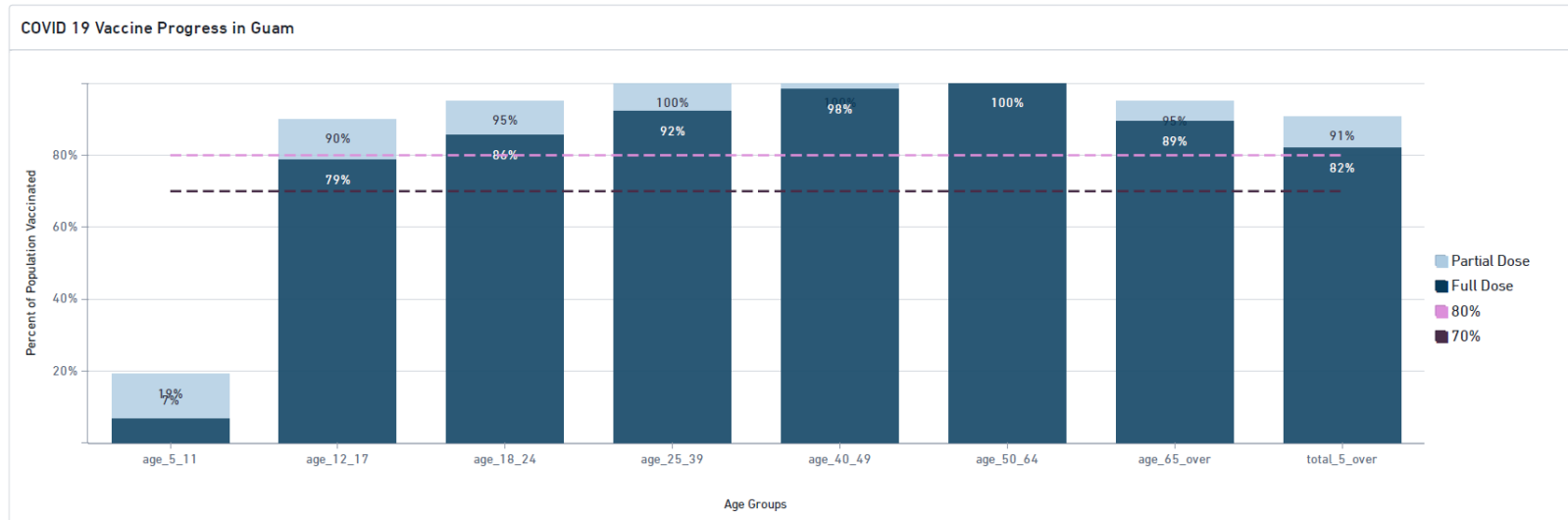
CDC/PIHOA one-on-one USAPI weekly check-ins
Week: 12/18/2021-12/24/2021



Source: Tiberius Dataset "Administration - Admin Zip - Reporting View"

CDC/PIHOA one-on-one USAPI weekly check-ins
Week: 12/18/2021-12/24/2021

Guam



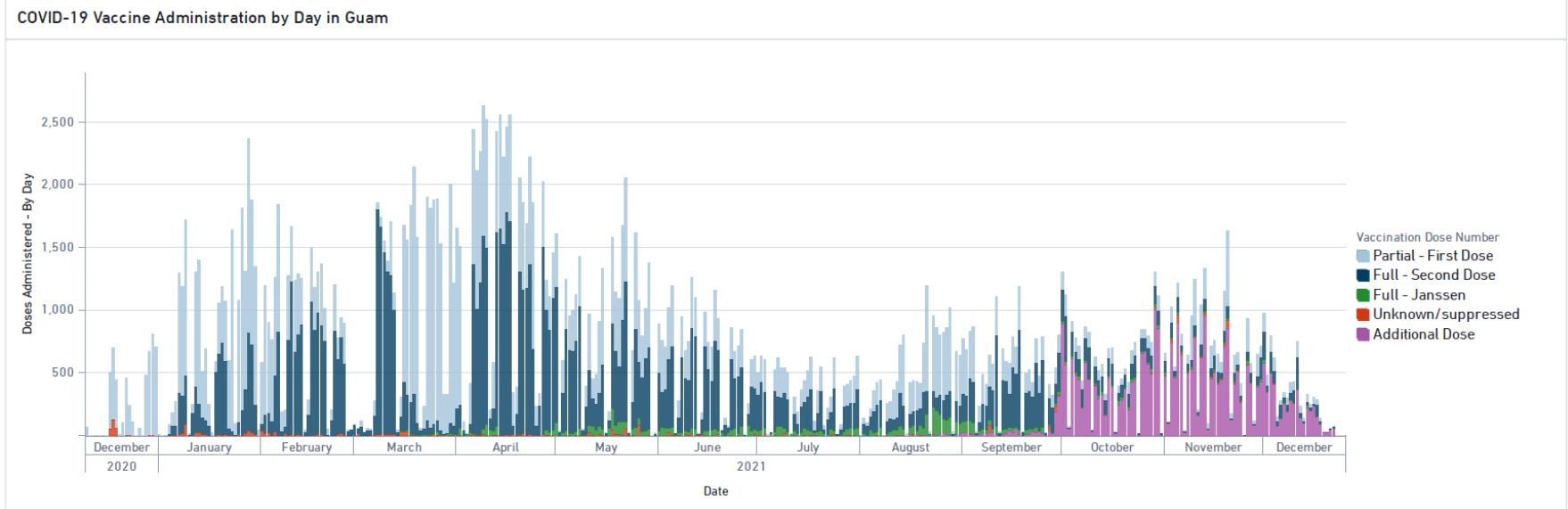
Eligible Population - 5+ yrs

Metrics Include Jurisdiction, Pharmacy, and Federal Agency Data

Percentages are capped at 100%

Source: Tiberius Dataset "Administration - Admin Awardee - Reporting View"

CDC/PIHOA one-on-one USAPI weekly check-ins
Week: 12/18/2021-12/24/2021

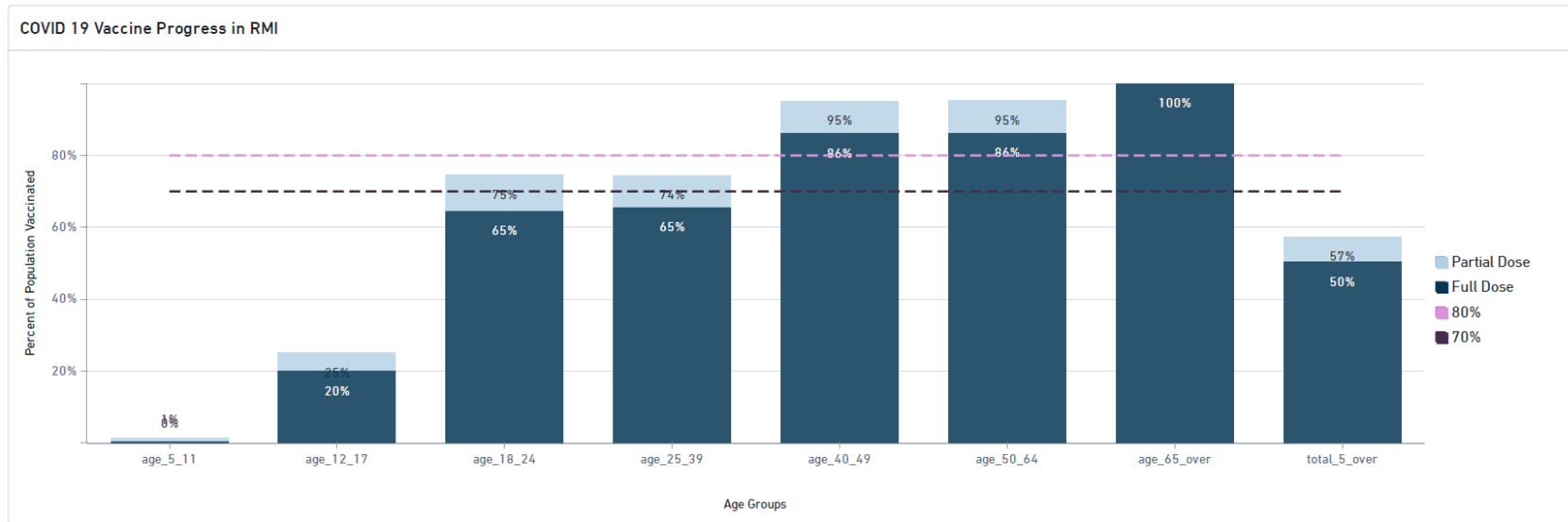


Source: Tiberius Dataset "Administration - Admin Awardee - Reporting View"

Metrics Include - Jurisdiction and Pharmacy Data, Exclude - Federal Agency Data

CDC/PIHOA one-on-one USAPI weekly check-ins
Week: 12/18/2021-12/24/2021

Republic of the Marshall Islands

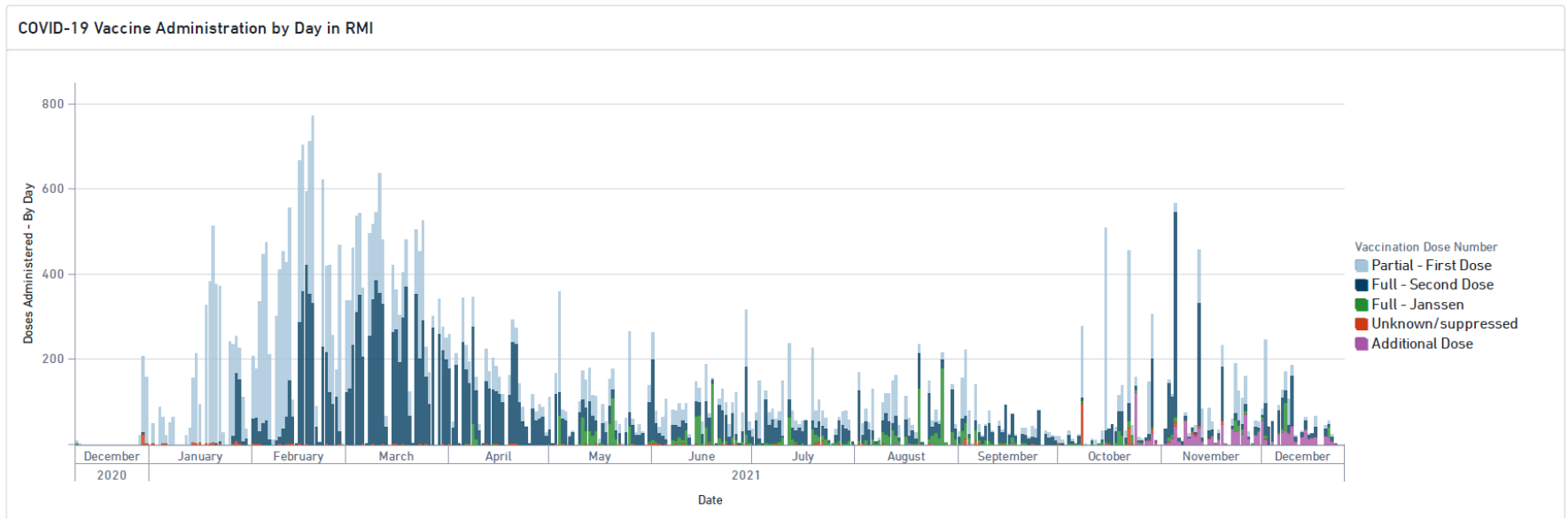


Eligible Population - 5+ yrs

Percentages are capped at 100%

Source: Tiberius Dataset "Administration - Admin Awardee - Reporting View"

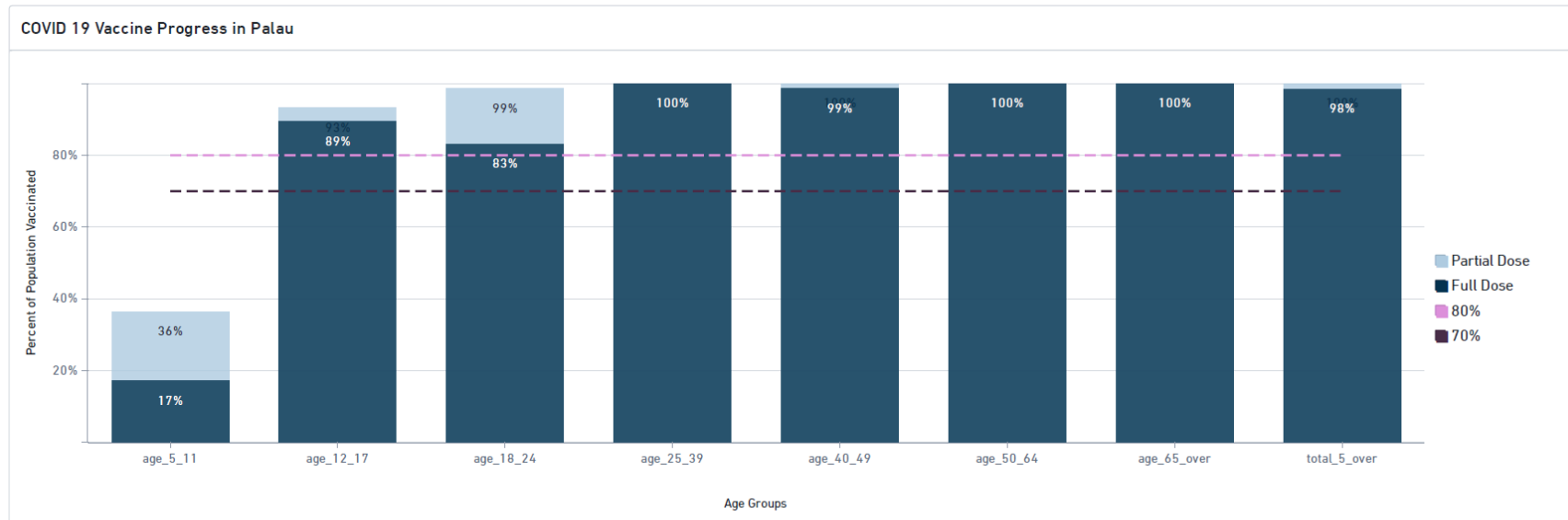
CDC/PIHOA one-on-one USAPI weekly check-ins
Week: 12/18/2021-12/24/2021



Source: Tiberius Dataset "Administration - Admin Awardee - Reporting View"

CDC/PIHOA one-on-one USAPI weekly check-ins
Week: 12/18/2021-12/24/2021

Republic of Palau

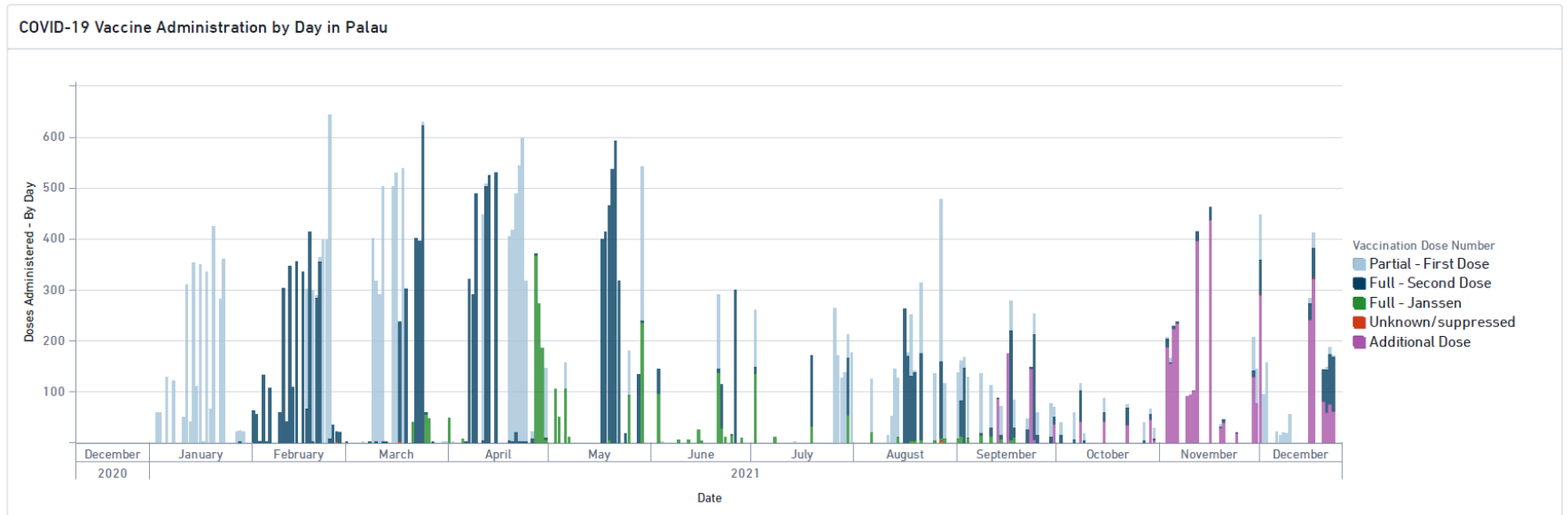


Eligible Population - 5+ yrs

Percentages are capped at 100%

Source: Tiberius Dataset "Administration - Admin Awardee - Reporting View"

CDC/PIHOA one-on-one USAPI weekly check-ins
Week: 12/18/2021-12/24/2021



Source: Tiberius Dataset "Administration - Admin Awardee - Reporting View"

CDC/PIHOA one-on-one USAPI weekly check-ins
Week: 12/18/2021-12/24/2021

Sources:

Population Metrics

Palau: 2015 census <https://www.palau.gov.pw/wp-content/uploads/2017/02/2015-Census-of-Population-Housing-Agriculture-.pdf>

FSM: 2010 census <https://www.fsmstatistics.fm/social/population-statistics/>

American Samoa: 2010 census <https://americansamoa.prism.spc.int/social/demography/population-by-age-group.html>

CNMI: 2015 census <https://cccguam.org/wp-content/uploads/CNMI-Statistical-Yearbook-2015-02.10.2017-nxp.pdf>

Guam: 2010 census <https://www.census.gov/data/datasets/2010/dec/guam.html>

RMI: 2010 census

FSM (States): 2010 census <https://www.fsmstatistics.fm/wp-content/uploads/2020/04/2010-Summary-Analysis-Key-Indicators.pdf>