

CDC/PIHOA one-on-one USAPI weekly check-ins

Week: 1/2/2023-1/7/2022

Regional Summary:

- COVID-19 cases
 - Guam has reported 20,594 total cases and 274 deaths with 1,028 new cases (↑ from 139 last week) and 4 new deaths reported this week (↑ from 0 last week); test positivity 14.6% (↑ from 4.7% last week)
 - CNMI has reported 3,561 total cases and 19 deaths; 274 new cases (↓ from 646 last week) and 5 new deaths this week (↓ from 6 last week)
 - Palau has reported 18 total cases (14 travelers in restricted movement, 4 contacts) with 8 new cases this week: 6 identified through day 4 post-arrival testing and 2 from contact tracing
 - American Samoa has reported 11 total cases (all imported) with 0 new cases reported this week
 - FSM and RMI have had no community transmission; 3 individuals repatriated to Kwajalein MB by USAG-KA tested positive in HI and will not be included in RMI's case count
- COVID-19 Vaccine distribution summary (See USAPI Vaccine Summary with 25 updated tables and figures listed below)
 - Pediatric formulation of the Pfizer vaccine was ordered and delivered to each of the 6 USAPI, pediatric vaccination campaigns have started in American Samoa, Chuuk, CNMI, Guam, Kosrae, Majuro, Palau, and Yap
 - Based on jurisdictional reports: a total of 280,000 people in the region are fully vaccinated (76.8% of all eligible individuals / -2.0%)
 - An additional 19,000 people in the region are partially vaccinated (5.3% of eligible individuals in the region)
 - Note: eligible individuals are 5+ for American Samoa, Chuuk, CNMI, Guam, Kosrae, Majuro, Palau, and Yap — 12+ for Kwajalein and RMI Outer Islands — 18+ for Pohnpei
 - Based on data submitted into Tiberius via WebIZ: **80% of all people aged 5 years and older have had at least one dose of a COVID-19 vaccine; 72% are fully vaccinated.** This percentage includes Pohnpei (FSM) who have yet to start vaccinating adolescents or children.
 - Current percentages of eligible population **aged 5 and over** fully vaccinated (from Tiberius via WebIZ)
 - **American Samoa: 82% (+6%)**
 - **FSM: Chuuk: 41% (--%), Kosrae: 59% (--%), Pohnpei: 49% (--%), Yap: 63% (--%)**
 - **Guam: 83% (+1%)**
 - **RMI: 51% (+1%)**
 - **CNMI: 84% (+2%)**
 - **Palau: 100% (--%)**
 - Outer island vaccinations: Outer Island coverage rates from jurisdictional outer island outreach activities due to difficulty in determining denominators and true residence in Tiberius.
 - **RMI Outer Islands:** At least one dose **59% (--%)**; Fully **46% (--%)** (denominators adjusted based on OI reports and expanded to 12+)
 - **Yap Outer Islands:** At least one dose **98% (--%)**; Fully **95% (--%)** (denominators adjusted to locally collected denominators for 18+)
 - **Chuuk Outer Islands (out of the lagoon):** Fully **31% (--%)** (OI numbers are incomplete)
 - **Pohnpei Outer Islands:** Fully **63% (--%)** (denominator adjusted based on OI reports for 18+)
 - Boosters: A total of 63,570 boosters/additional doses have been provided across the USAPI: American Samoa: 3,971; FSM: 3,887; Guam: 34,428; RMI: 1,605; CNMI: 14,552; Palau: 5,127
- COVID-19 Containment strategies
 - Guam is allowing vaccinated travelers or unvaccinated travelers with negative test 72 hours prior to arrival to enter without testing or quarantine.
 - CNMI is allowing vaccinated travelers with approval to enter without quarantine with testing on arrival and unvaccinated travelers to enter with facility quarantine requirement for 5 days with testing on day 5.
 - Palau is running regular Guam and Taiwan flights with restriction of movement for vaccinated travelers with negative PCR test within 3 days of departure to Palau or negative antigen test within 1 day of departure to Palau and testing on day 4.

CDC/PIHOA one-on-one USAPI weekly check-ins

Week: 1/2/2023-1/7/2022

- RMI has regular repat flights ongoing with HNL/in-country quarantine and testing requirements.
 - AS is running HNL flights using “Talofa Pass” system with pre-travel testing and 10-day AS quarantine.
 - FSM continues smaller repat flights with Guam/FSM quarantine and testing requirements.
- COVID-19 Laboratory Testing capacity
 - Supplies of Abbott ID NOW, Abbott BinaxNOW, and GeneXpert are low in some USAPI as travel testing demands increase; difficulties with procurement.

CDC/PIHOA one-on-one USAPI weekly check-ins
Week: 1/2/2023-1/7/2022

USAPI	COVID-19 cases	Testing	Containment	Community Mitigation	Medical Surge Preparedness	Vaccine Updates (Jurisdictional Reports)
AS	11 total cases (all imported); 0 new cases reported this week	Stocks as of 1/7/21: Abbott ID NOW (532 available), GeneXpert (99 available), Abbott Binax NOW (28,970 available), BioFire (280 available) and ACCULA (1,650 available) testing on-island; 20,937 total samples have been tested; 86 in past week	Borders remain closed to normal travel; 2x weekly Samoa and Talofa Air flights with Apia; HNL flights; "Talofa Pass" for travelers: eligible pax must be fully vaccinated, 3x tests prior to departure, 10 day AS quarantine on arr. with testing; 181 in quarantine	Social distancing measures have been relaxed and American Samoa is currently at "code blue"	46 ventilators functional at LBJ (45 available); 132 beds (66 available); 7 ICU beds (4 available); 8 total isolation COVID beds in COVID tent outside of LBJ (8 available) mAb in stock: 436 mAb used in past week: --	Partially vaccinated: 5,082 (as of 12/27) Fully vaccinated: 34,434 (as of 12/27) % 5+ fully vaccinated: 75.8% % 5+ at least one dose: 87.0%
CNMI	3,561 total cases with 19 deaths and 3,050 recovered; 274 new cases (↓ from 646 last week) and 5 new deaths this week (↓ from 6 new deaths last week)	Stocks as of 1/5/21: Abbott ID NOW (192 available), GeneXpert (3,550 available), Abbott Binax NOW (11,400 available), Biofire (330 available), and InBIOS (25 available) testing on-island; 107,358 total samples have been tested; 2,302 tests run in the past week; other platforms available are ABI 7500, Solgent DiaPlex	Fully vaccinated travelers are eligible for quarantine exemption when staying in a fully vaccinated household and must test on arrival; unvaccinated arrivals are required to complete a 5-day facility quarantine with day 5 test out; 492 cases in isolation	CNMI has social distancing measures in place in schools, businesses, etc.	11 hospitalized cases (↓ from 18 last week) 46 usable ventilators; at CHCC- 75 hospital beds, 8 ICU beds; Kanoa Resort is set up as an alternative care site: ICU, medical ward, and step-down units; medical tent is outside hospital with 40 beds mAb in stock: 662 mAb used in past week: --	Partially vaccinated: 1,710 (as of 1/10) Fully vaccinated: 41,693 (as of 1/10) % 5+ fully vaccinated: 96.8% % 5+ at least one dose: >100%

CDC/PIHOA one-on-one USAPI weekly check-ins

Week: 1/2/2023-1/7/2022

Guam	20,594 total cases with 274 deaths and 19,093 recovered; 1,028 new cases (↑ from 139 last week) and 4 new deaths this week (↑ from 0 new deaths last week)	Stocks as of 12/28/21: ABI 7500, Abbott ID NOW (1,665 available), GeneXpert (6,192 available), and Abbott Binax NOW (11,083 available); 335,258 total tests conducted; 6,688 this week; 14.6% positivity rate (↑ from 4.7% last week)	Unvaccinated travelers entering Guam: 10-day home quarantine unless test 72 hours prior to departure; Vaccinated travelers: no quarantine with proof of vaccination 1,227 cases in isolation (906 home isolation, 33 facility isolation, 277 military isolation)	Guam remains in PCOR-3 although further restrictions have been put into place such as vaccine mandates to enter restaurants, bars, etc.	11 hospitalized cases (↑ from 7 last week) mAb in stock: 638 mAb used in past week: --	Partially vaccinated: 6,398 (as of 1/7) Fully vaccinated: 118,856 (as of 1/7) % 5+ fully vaccinated: 85.1% % 5+ at least one dose: 89.7%
Chuuk	0 cases	Stocks as of 12/5/21: Abbott ID NOW (0 available), GeneXpert (2,505 available), and Abbott Binax NOW (1,247 available) testing on-island; mostly travel testing currently; running ~90 tests per week	Borders remain closed; 19 total individuals have been repatriated; day 7 and 14 testing for repatriation	Education is being conducted in communities; risk communication ongoing with repatriation; social distancing is being encouraged but not enforced	21 working ventilators; at hospital: 104 beds in shared wards, 9 ICU beds, 14 beds in isolation rooms, no negative air flow mAb in stock: 75 mAb used in past week: 0	Partially vaccinated: 715 (as of 1/1) Fully vaccinated: 18,928 (as of 1/1) % 5+ fully vaccinated: 44.4% % 5+ at least one dose: 46.0% *Started adolescent and pediatric Pfizer rollouts; adjusted denominators to 5+ population

CDC/PIHOA one-on-one USAPI weekly check-ins

Week: 1/2/2023-1/7/2022

Kosrae	0 cases	Stocks as of 12/16/21: Abbott ID NOW (118 available), GeneXpert (2,062 available), Abbott Binax NOW (695 available) and BD Veritor (660 available) testing on-island; mostly travel testing currently; running ~50 tests per week	Borders remain closed; 7 repatriation flights conducted (~131 persons); current repat protocols involve 10 days quarantine in Guam and 7 days (fully vaccinated) or 14 days (unvaccinated) quarantine in Kosrae	Community-level education by Risk Communication Committee; social distancing is being encouraged but not enforced	3 FEMA vents on-island; 45 hospital beds (2 ICU), 5 isolation rooms with no negative air flow; new quarantine facility completed	<p>Partially vaccinated: 322 (as of 1/1)</p> <p>Fully vaccinated: 3,529 (as of 1/1)</p> <p>% 5+ fully vaccinated: 66.8%</p> <p>% 5+ at least one dose: 72.9%</p> <p>*Started pediatric Pfizer rollout; adjusted denominators to 5+ population</p>
Pohnpei	0 cases	Stocks as of 12/3/21: Abbott ID NOW (0 available), GeneXpert (1,334 available), and Abbott Binax NOW (2,231 available) testing on-island; 3,105 total tests conducted on-island; mostly travel testing currently; running ~90 tests per week	Borders remain closed; several small repatriation flights have now been conducted from Guam; current repat protocols involve 10 days quarantine in Guam and 7 days in Pohnpei	Designated team developed for risk communication and currently conducting community education	<p>14 total vents; 98 hospital beds (no ICU beds), 4 isolation rooms at hospital with negative air flow; MMA isolation center near the airport with 40 units; China Star hotel is a quarantine site (26 rooms)</p> <p>mAb in stock: 298 mAb used in past week: 0 (For all of FSM excl. Chuuk and Yap)</p>	<p>Partially vaccinated: 1,416 (as of 1/1)</p> <p>Fully vaccinated: 16,085 (as of 1/1)</p> <p>% 18+ fully vaccinated: 68.7%</p> <p>% 18+ at least one dose: 74.8%</p>

CDC/PIHOA one-on-one USAPI weekly check-ins

Week: 1/2/2023-1/7/2022

Yap	0 cases	Stocks as of 12/15/21: Abbott ID NOW (168 available), GeneXpert (3,154 available), BD Veritor (210 available), and Abbott Binax NOW (1,520 available), BioFire (59 available) testing on-island; 3,989 tests to date, all negative; run ~60 tests/week	Borders remain closed; 105 total repatriated; Yap repat protocols require 10-day quarantine in Guam and 14 days in Yap with testing days 2, 7, and 13; no repatriations in December, will resume in Jan. 2022	Social distancing is being encouraged but not enforced; community education is ongoing (currently focused on vaccines) and expanded to outer islands	20 working ventilators on-island; 38 hospital beds, 2 isolation rooms with negative air flow; isolation facility is now running; quarantine facility secured mAb in stock: 77 mAb used in past week: 0	Partially vaccinated: 418 (as of 1/1) Fully vaccinated: 6,660 (as of 1/1) % 5+ fully vaccinated: 71.4% % 5+ at least one dose: 75.9% *Started pediatric Pfizer rollout; adjusted denominators to 5+ population
Palau	18 cases (14 travelers; 4 contacts), 12 recovered; 8 new cases reported this week (6 identified through travel day 4 testing, 2 from contact tracing)	Stocks as of 12/7/21: Roche LightCycler 480 (1,700 available), Abbott ID NOW (332 available), GeneXpert (3,910 available), Abbott Binax NOW (4,240 available) and BioFire (233 available) testing on-island; 18,788 total tests conducted; 1,013 tests run in past week	Some passenger flights (Guam, Taiwan) and military flights ongoing; vaccinated travelers from Guam have no quarantine; 8,145 inbound travelers since April 2020; 23 in quarantine; 6 in isolation	Education using various media; daily sitreps; normal operations have resumed with promotion of hand hygiene, cough etiquette, and staying home when sick	80 hospital beds, 4 ICU beds, 5 isolation rooms with negative air flow; various quarantine sites available; 36 working ventilators on-island mAb in stock: 354 mAb used in past week: --	Partially vaccinated: no longer reported Fully vaccinated: 16,733 (as of 1/7) % 5+ fully vaccinated: >100%

CDC/PIHOA one-on-one USAPI weekly check-ins
Week: 1/2/2023-1/7/2022

RMI- Majuro +OI	0 cases	Stocks as of 12/9/21: Abbott ID NOW (0 available), GeneXpert (670 available), and Abbott Binax NOW (0 available) testing on-island; running ~170 tests per week	Borders are closed until at least 1/30/22; Travel Advisory #34 in effect; HNL repat is ongoing [7 days HNL facility Q +14 days facility Q w/ multiple tests]; 1,082 (991 repat, 91 marine sector) individuals released; 16 (4 repat; 12 marine sector) in quarantine	Multiple media strategies including community meetings; normal activities have resumed; social distancing being encouraged but not enforced	20 total vents on-island; 108 hospital beds (3 ICU), 8 isolation rooms (1 with negative air flow); new isolation building (8 isolation rooms with negative air flow) completed; new quarantine facility (24 beds) built and old facility still usable (80 beds) mAb in stock: 96 mAb used in past week: 0 (For all of RMI)	Partially vaccinated: 2,327 (as of 1/4) Fully vaccinated: 17,669 (as of 1/4) % 5+ fully vaccinated: 54.1% % 5+ at least one dose: 61.2%
RMI- Kwaj	4 cases (4 imported; identified in quarantine facility); 3 individuals repatriated to Kwaj MB by USAG-KA tested positive in HI and will not be included in RMI's case count	Stocks as of 12/8/21: Abbott ID NOW (0 available), GeneXpert (480 available), and Abbott Binax NOW (1,440 available) testing on-island; running ~500 tests per week	Borders are closed until at least 1/30/22; Travel Advisory #34 in effect; 1,475 individuals have been repatriated to Kwajalein base; 44 currently in quarantine	Limited social distancing occurring but implementing some safety measures	13 vents on-island; isolation facility is being built and renovated TB trailer is being prepared (6 beds) for temporary isolation	Partially vaccinated: 587 (as of 1/4) Fully vaccinated: 5,836 (as of 1/4) % 12+ fully vaccinated: 82.2% % 12+ at least one dose: 90.4%

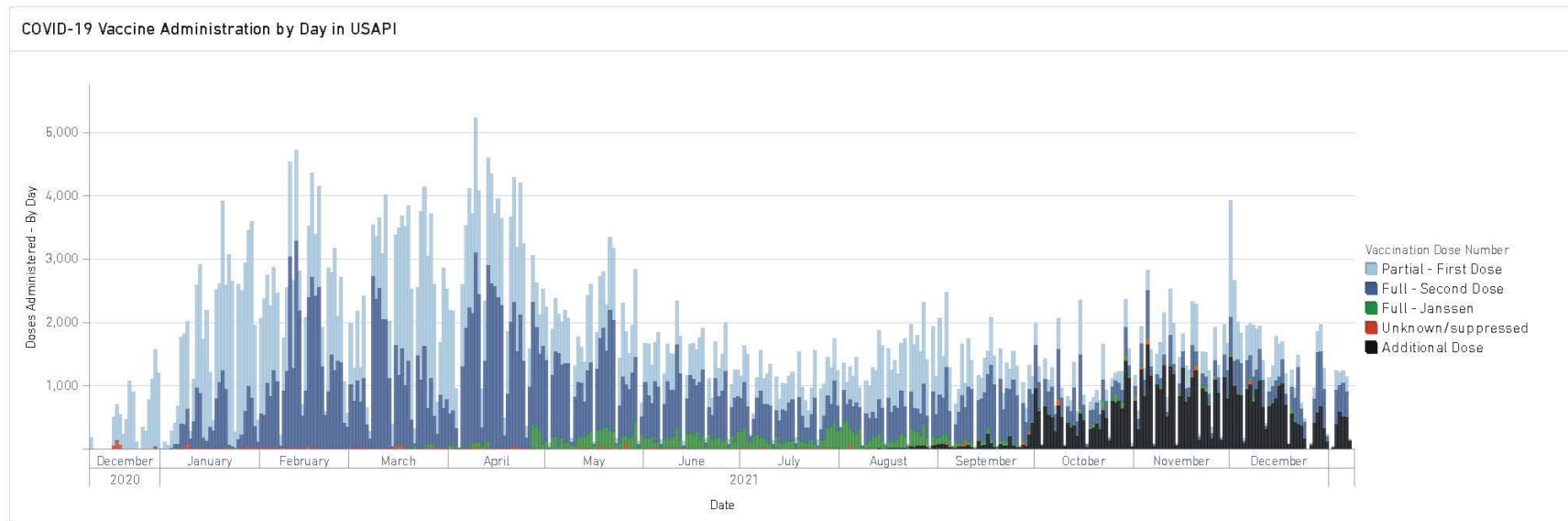
CDC/PIHOA one-on-one USAPI weekly check-ins
Week: 1/2/2023-1/7/2022

USAPI Vaccine Summary Tables and Charts:

**Note that all data except for those detailing Outer Island coverage rates comes directly from Tiberius. Thank you to Katrina Myers and the entire USAPI Tiberius Team for helping assemble "Dr. B's Famous Slide-set." Thank you to the jurisdictions who enter this data into WebIZ each day to keep it up to date.*

**Outer Island data was provided by each jurisdiction based on their outer island outreach activities. Because of this, there may be discrepancies between the two data sets (Tiberius and the Jurisdiction Outer Island Data). Also, some jurisdictions have yet to report their data in detail. Thank you to Dr. Haley Cash for assembling the Outer Island table and each of the jurisdictions for collecting and reporting this unique, yet important data.*

US-affiliated Pacific Islands Region



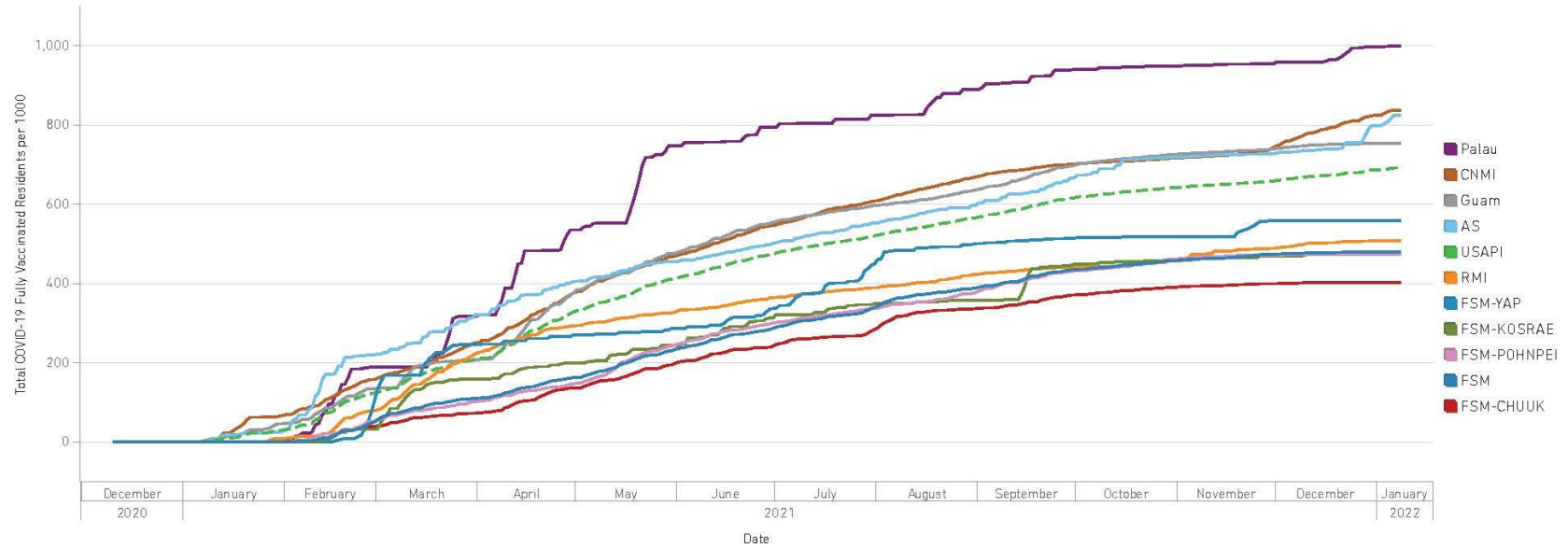
Source: Tiberius Dataset "Administration - Admin Awardee - Reporting View"

Metrics Include - Jurisdiction and Pharmacy Data, Exclude - Federal Agency Data

CDC/PIHOA one-on-one USAPI weekly check-ins

Week: 1/2/2023-1/7/2022

Cumulative COVID-19 Fully Vaccinated Residents in USAPI (per 1000 eligible residents)



Metrics Include - Jurisdiction and Pharmacy Data, Exclude - Federal Agency Data

Eligible Population - 5+ yrs

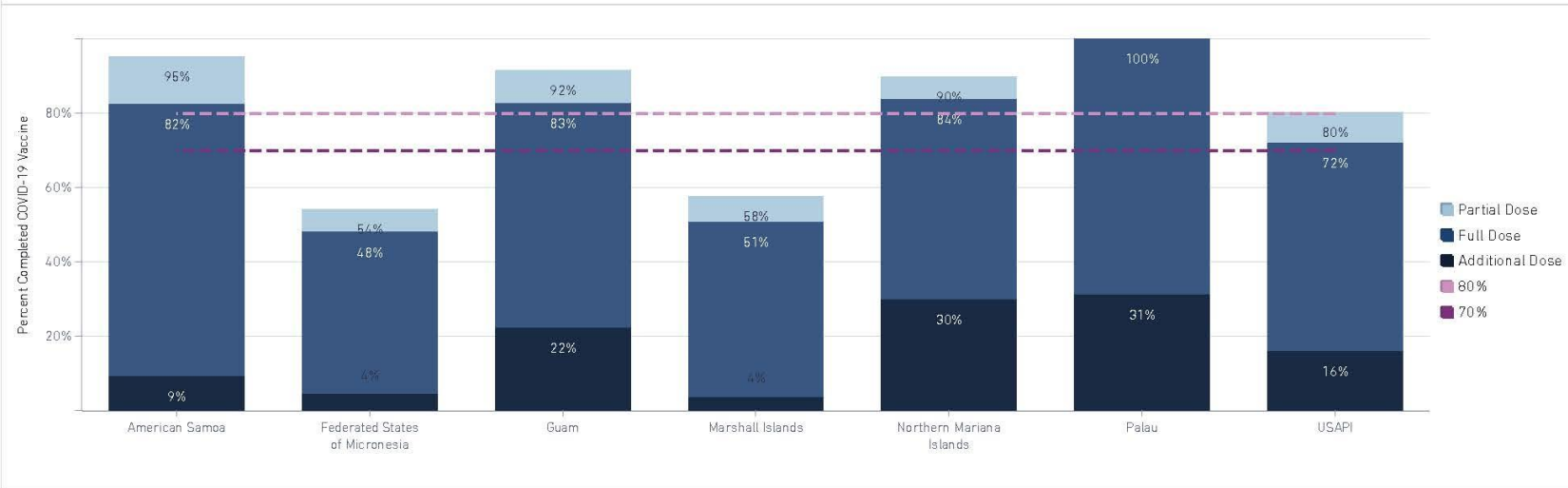
Source: Tiberius Dataset "Awardee Vaccine Metrics - Reporting View"

CDC/PIHOA one-on-one USAPI weekly check-ins
Week: 1/2/2023-1/7/2022

Jurisdiction	Population Aged 5+	Fully Vaccinated	Percent Fully Vaccinated	Partially Vaccinated	Percent Partially Vaccinated	Additional Doses	Percent With Additional Dose	Unvaccinated	Percent Unvaccinated
American Samoa	43,110	35,538	82%	41,054	95%	3,971	9%	2,056	5%
FSM-CHUUK	43,093	17,823	41%	20,772	48%	2,085	5%	22,321	52%
FSM-KOSRAE	5,861	3,447	59%	3,812	65%	32	1%	2,049	35%
FSM-POHNPEI	32,193	15,787	49%	17,646	55%	1,004	3%	14,547	45%
FSM-YAP	10,226	6,429	63%	6,911	68%	766	7%	3,315	32%
Guam	154,941	128,135	83%	141,972	92%	34,428	22%	12,969	8%
Marshall Islands	45,415	23,054	51%	26,226	58%	1,605	4%	19,189	42%
Northern Mariana Islands	48,632	40,752	84%	43,669	90%	14,552	30%	4,963	10%
Palau	16,451	16,457	100%	18,640	100%	5,127	31%	0	0%
USAPI	399,319	287,422	72%	320,702	80%	63,570	16%	78,617	20%

CDC/PIHOA one-on-one USAPI weekly check-ins Week: 1/2/2023-1/7/2022

Striving for 80%: USAPI 5+ COVID-19 Vaccine Progress



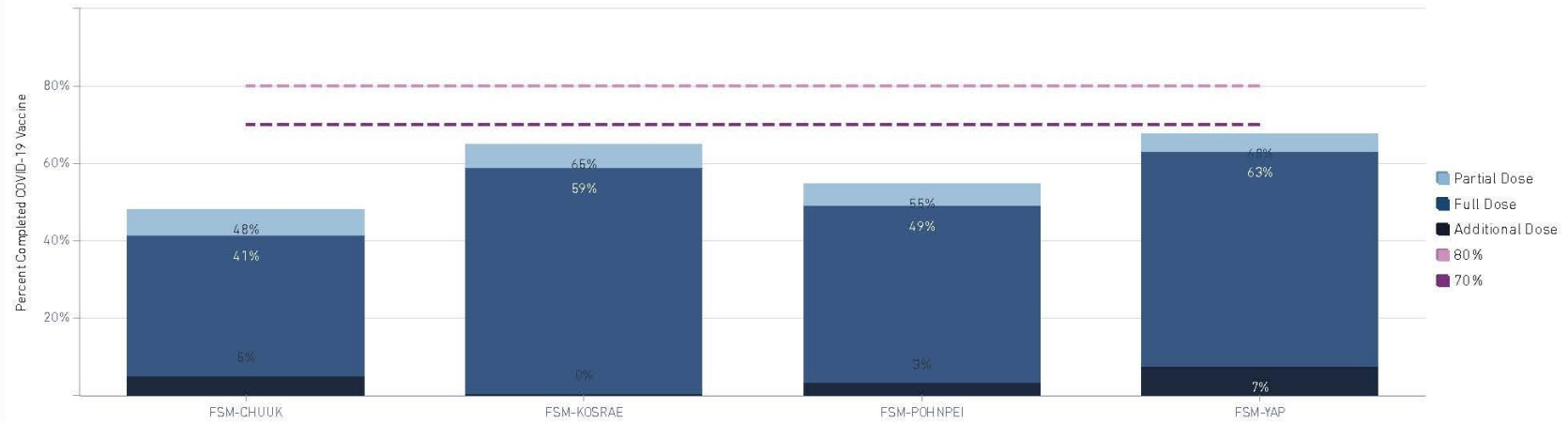
Metrics Include Jurisdiction, Pharmacy, and Federal Agency Data

Source: Tiberius Dataset "Administration - Admin Awardee - Reporting View"

Percentages are capped at 100%

CDC/PIHOA one-on-one USAPI weekly check-ins
Week: 1/2/2023-1/7/2022

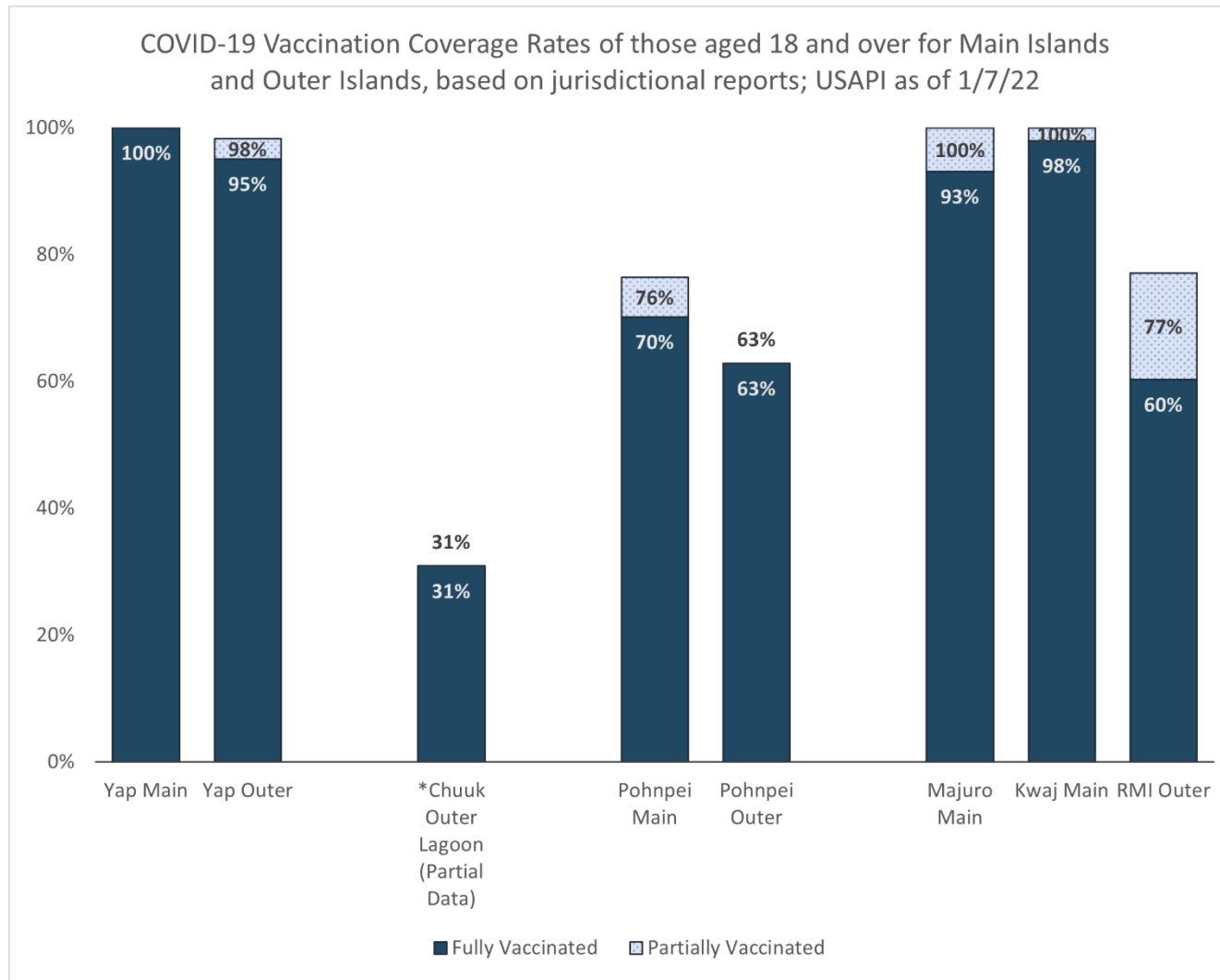
Striving for 80%: USAPI 5+ COVID-19 Vaccine Progress (FSM States)



Source: Tiberius Dataset "Administration - Admin Zip - Reporting View"

Percentages are capped at 100%

CDC/PIHOA one-on-one USAPI weekly check-ins
Week: 1/2/2023-1/7/2022

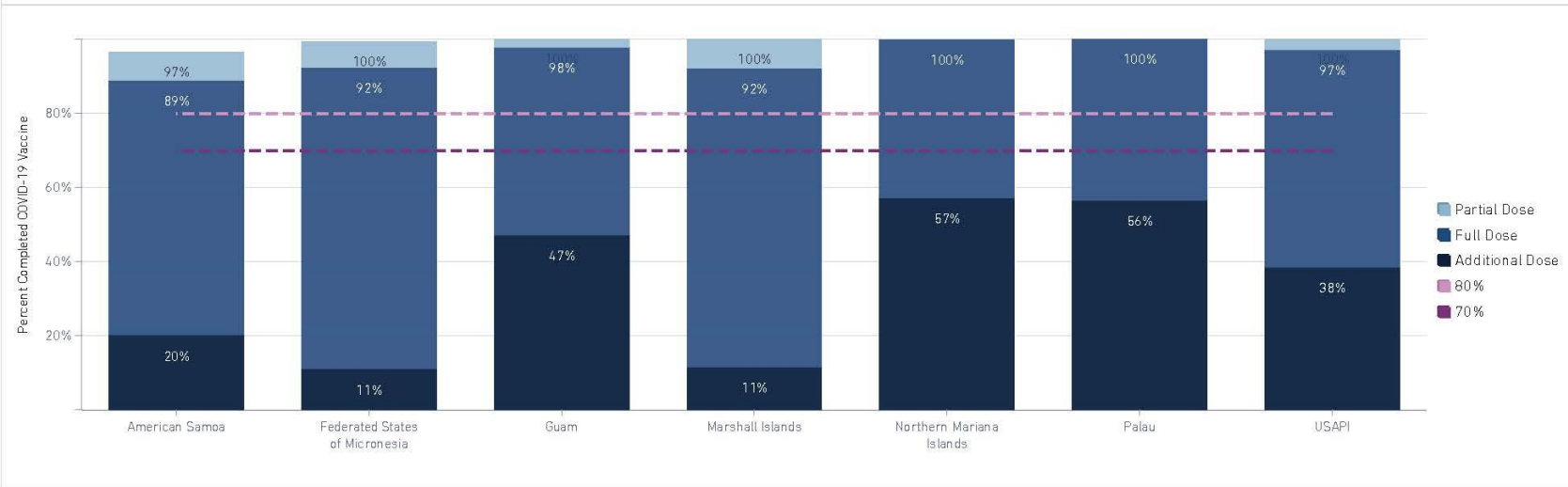


Percentages are capped at 100%

CDC/PIHOA one-on-one USAPI weekly check-ins

Week: 1/2/2023-1/7/2022

Striving for 80%: USAPI 50+ COVID-19 Vaccine Progress

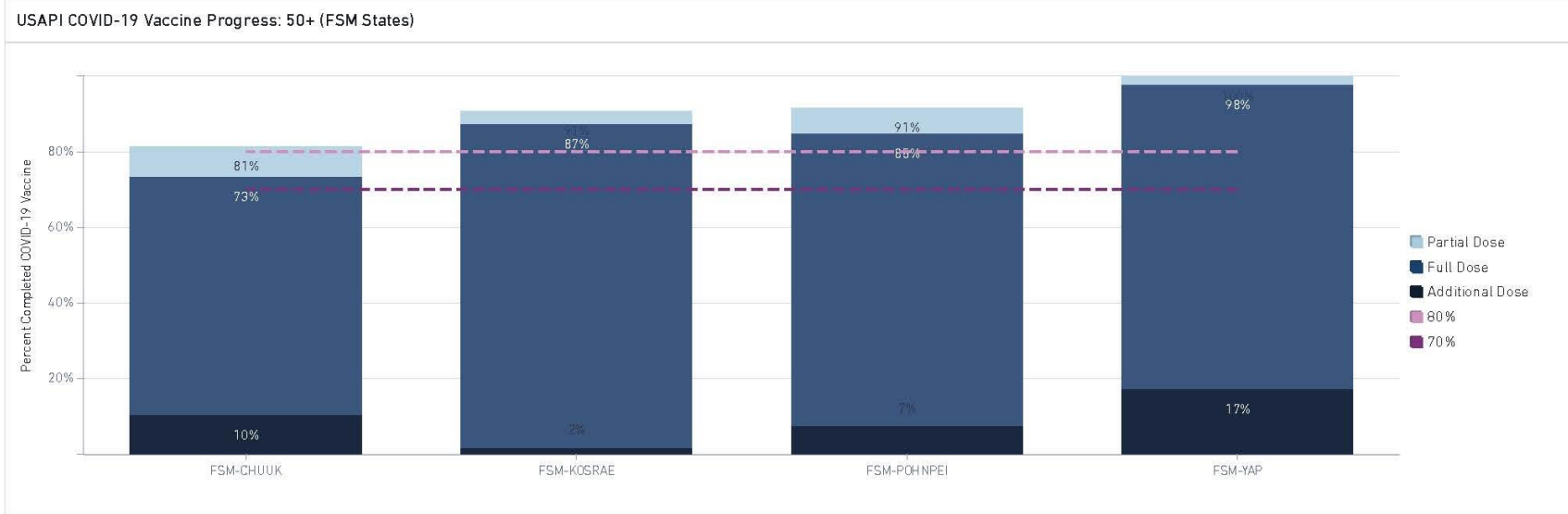


Metrics Include Jurisdiction, Pharmacy, and Federal Agency Data

Source: Tiberius Dataset "Administration - Admin Awardee - Reporting View"

Percentages are capped at 100%

CDC/PIHOA one-on-one USAPI weekly check-ins
Week: 1/2/2023-1/7/2022



Source: Tiberius Dataset "Administration - Admin Zip - Reporting View"

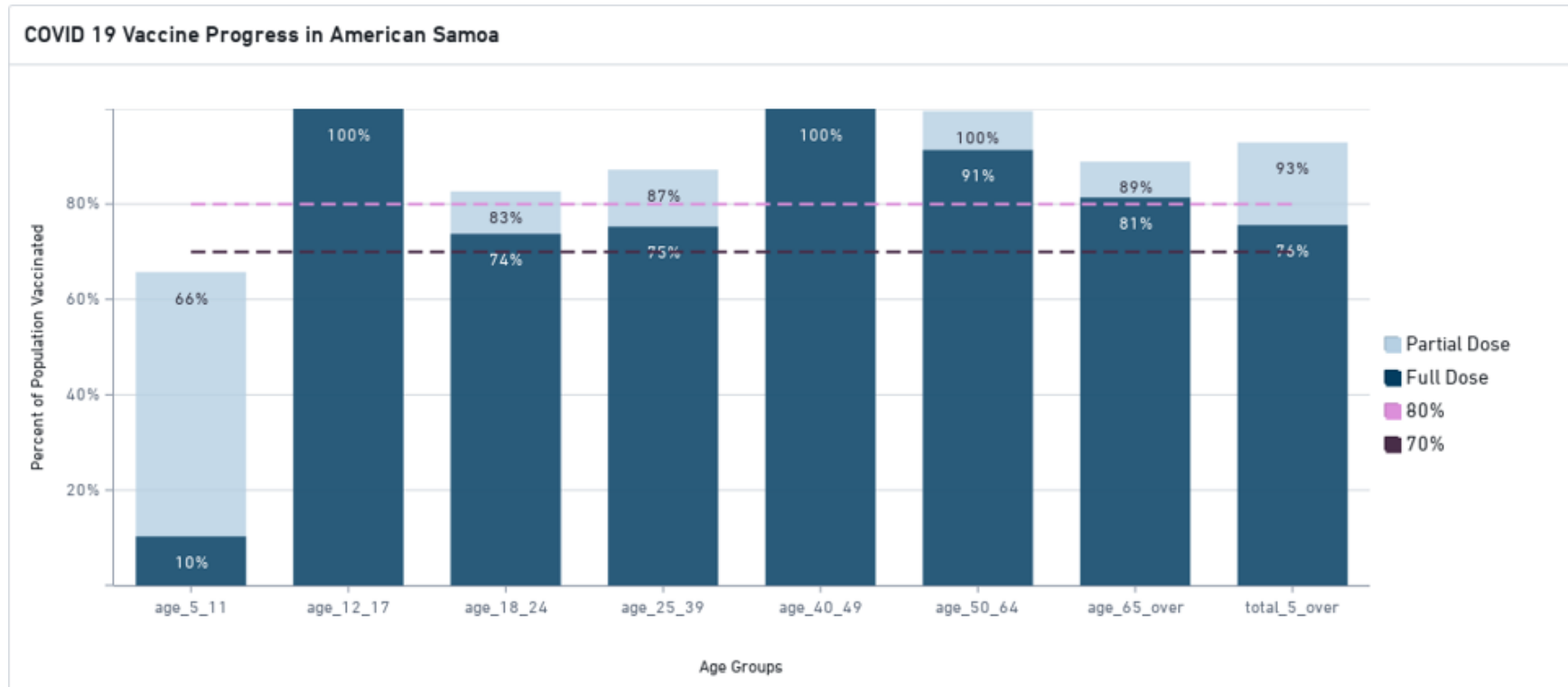
Percentages are capped at 100%

CDC/PIHOA one-on-one USAPI weekly check-ins
Week: 1/2/2023-1/7/2022

By Jurisdiction:

American Samoa

Age group coverage rates as of 12/31/2021

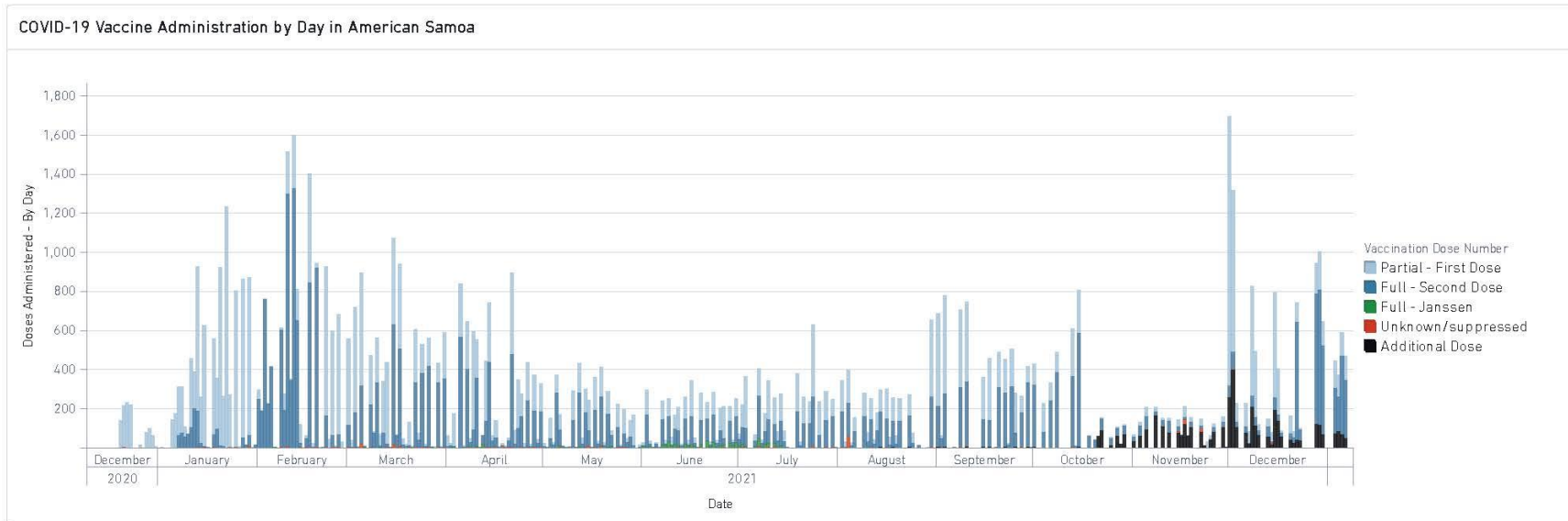


Eligible Population - 5+ yrs

Percentages are capped at 100%

Source: Tiberius Dataset "Administration - Admin Awardee - Reporting View"

CDC/PIHOA one-on-one USAPI weekly check-ins
Week: 1/2/2023-1/7/2022

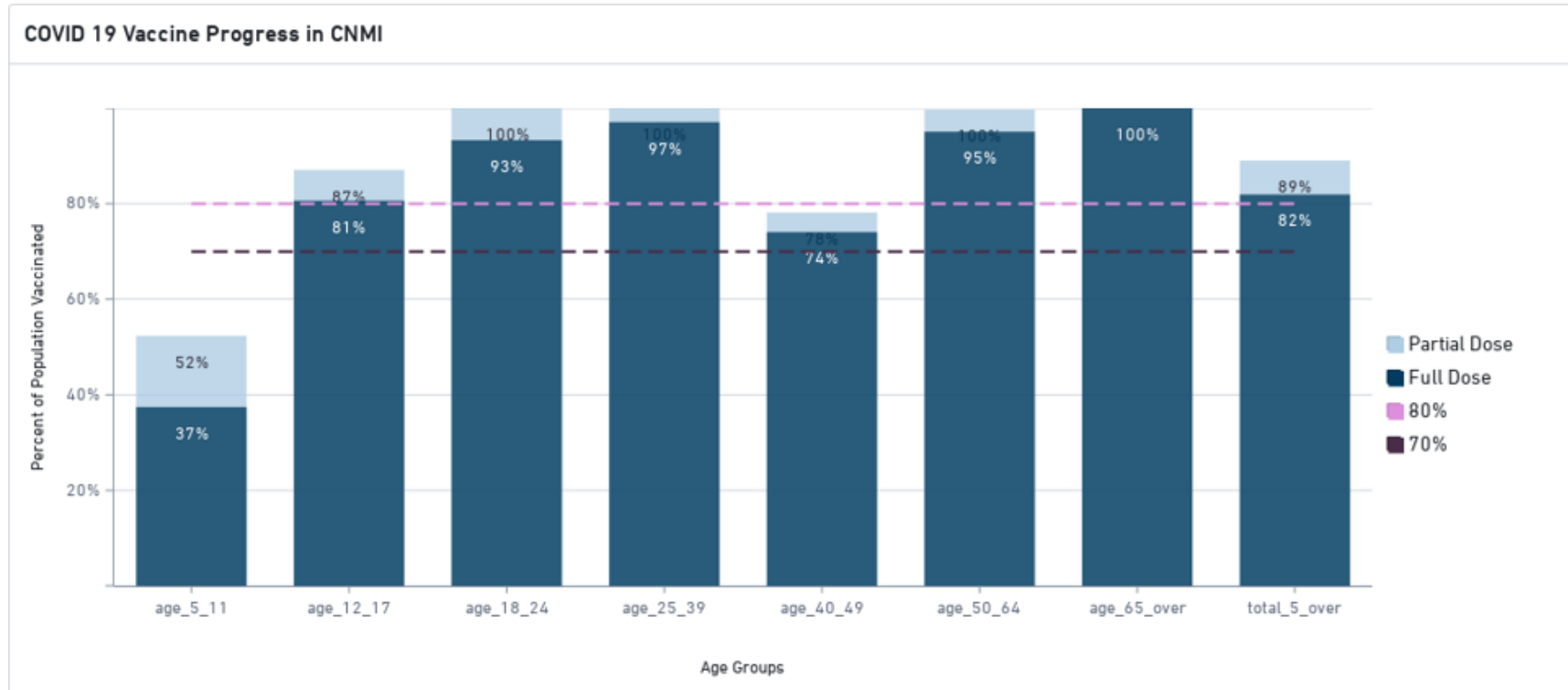


Source: Tiberius Dataset "Administration - Admin Awardee - Reporting View"

CDC/PIHOA one-on-one USAPI weekly check-ins
Week: 1/2/2023-1/7/2022

Commonwealth of the Northern Mariana Islands

Age group coverage rates as of 12/31/2021

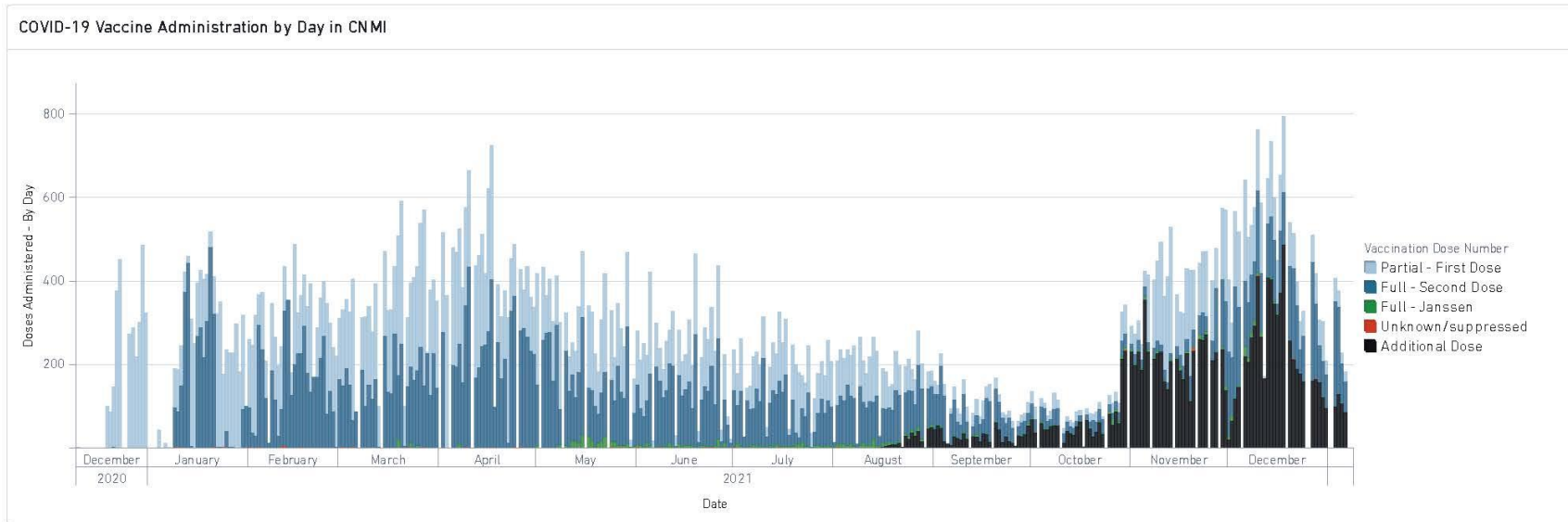


Eligible Population - 5+ yrs

Percentages are capped at 100%

Source: Tiberius Dataset "Administration - Admin Awardee - Reporting View"

CDC/PIHOA one-on-one USAPI weekly check-ins
Week: 1/2/2023-1/7/2022

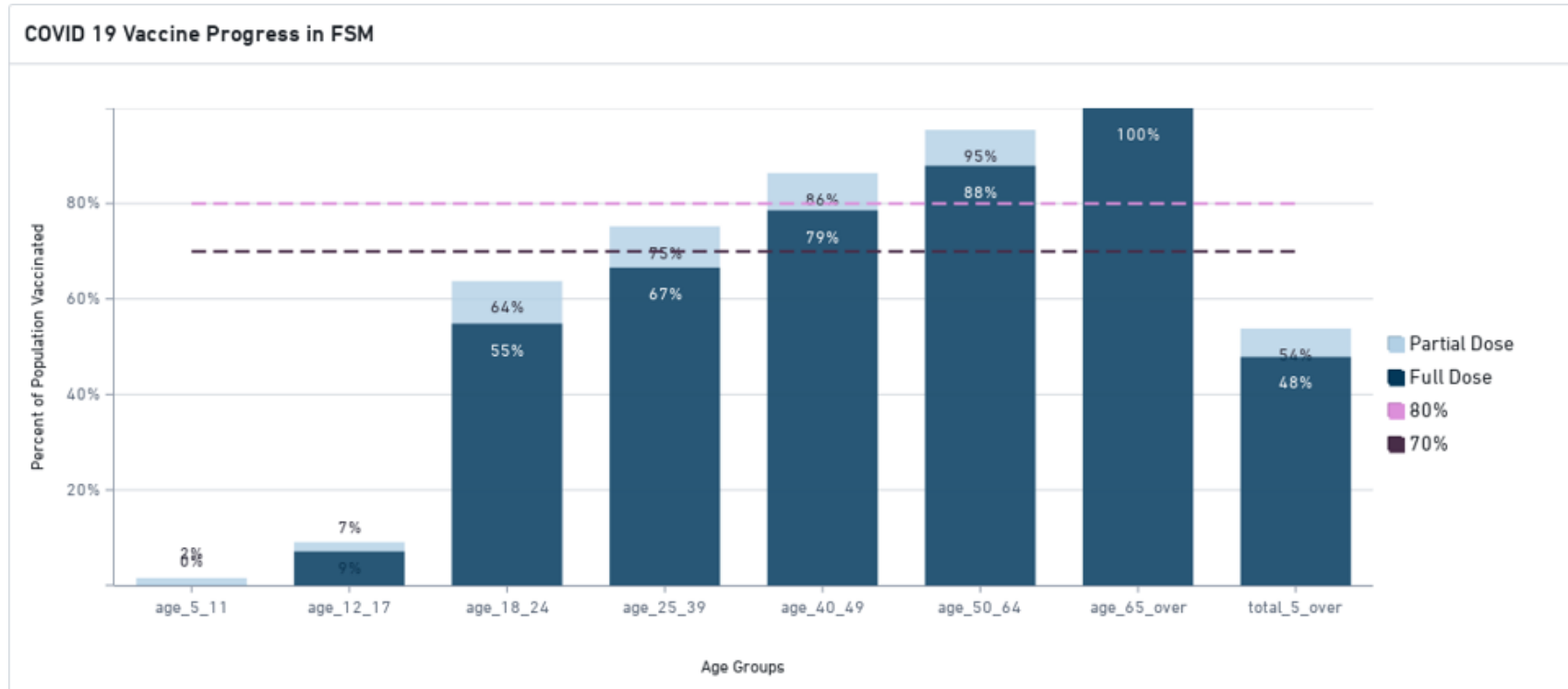


Source: Tiberius Dataset "Administration - Admin Awardee - Reporting View"

CDC/PIHOA one-on-one USAPI weekly check-ins
Week: 1/2/2023-1/7/2022

Federated States of Micronesia

Age group coverage rates as of 12/31/2021

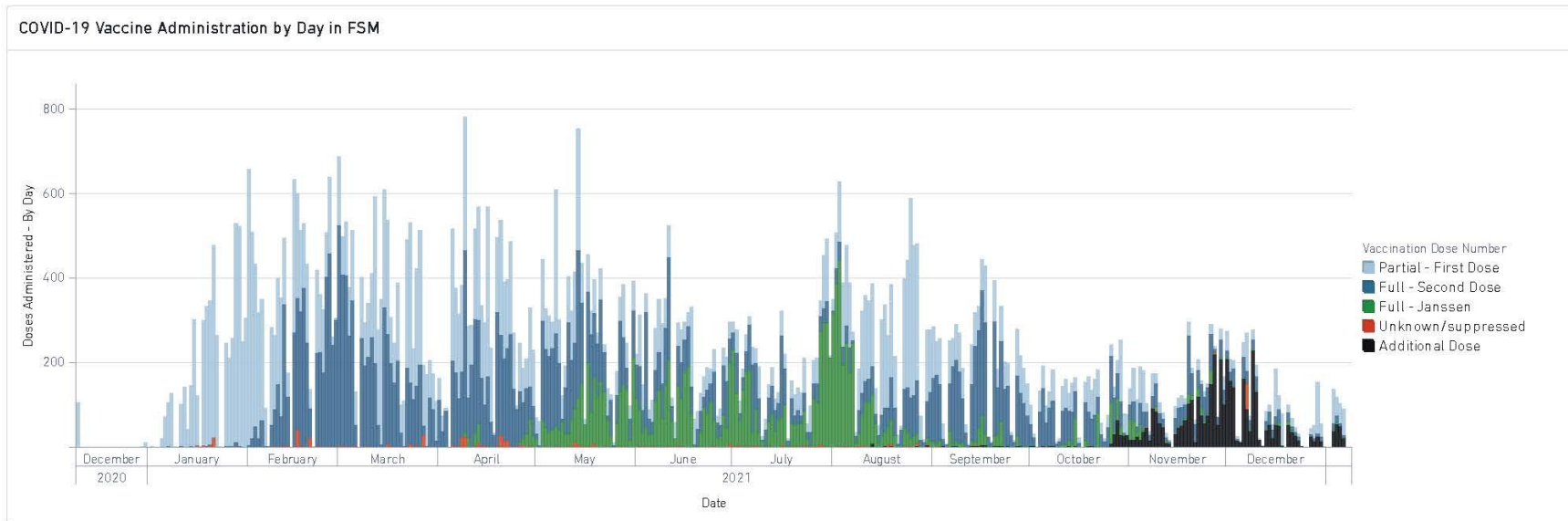


Eligible Population - 5+ yrs

Percentages are capped at 100%

Source: Tiberius Dataset "Administration - Admin Awardee - Reporting View"

CDC/PIHOA one-on-one USAPI weekly check-ins
Week: 1/2/2023-1/7/2022

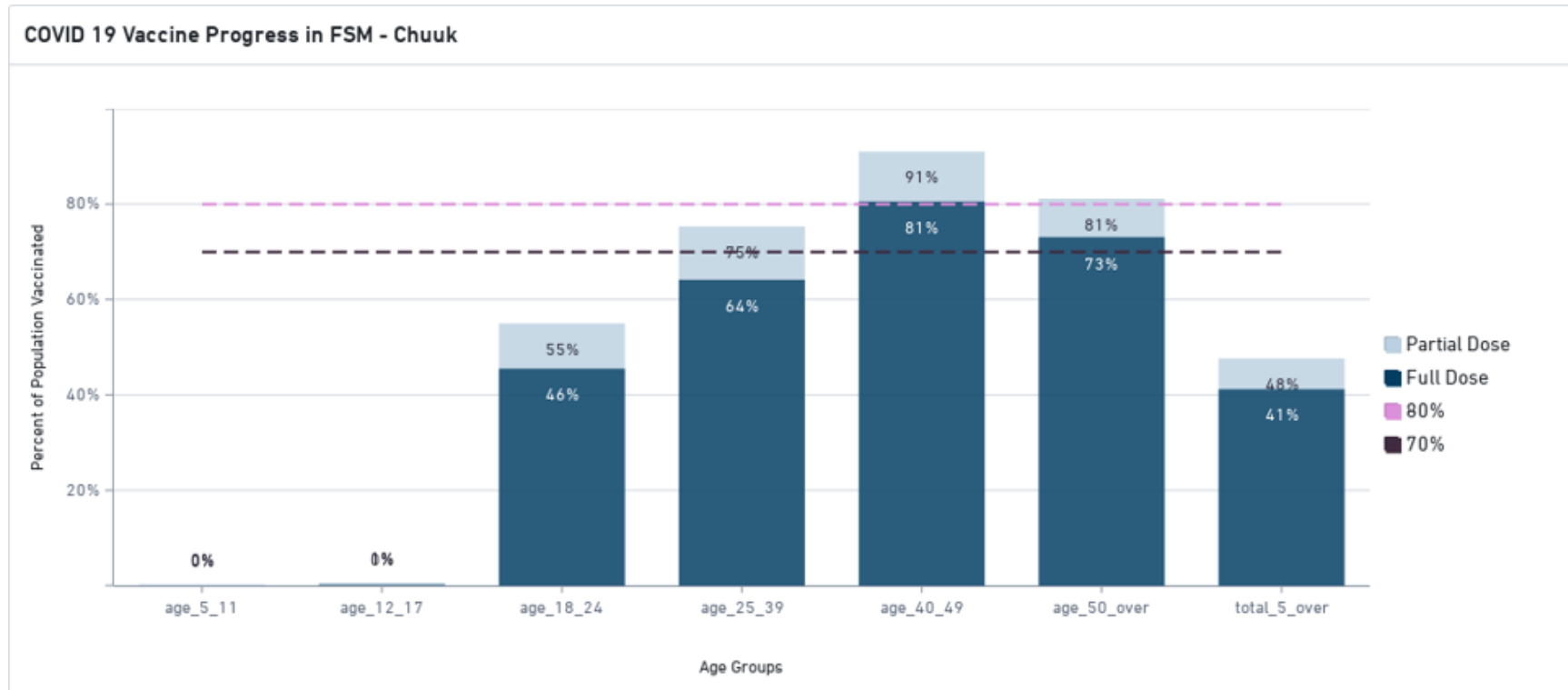


Source: Tiberius Dataset "Administration - Admin Awardee - Reporting View"

CDC/PIHOA one-on-one USAPI weekly check-ins
Week: 1/2/2023-1/7/2022

Chuuk

Age group coverage rates as of 12/31/2021

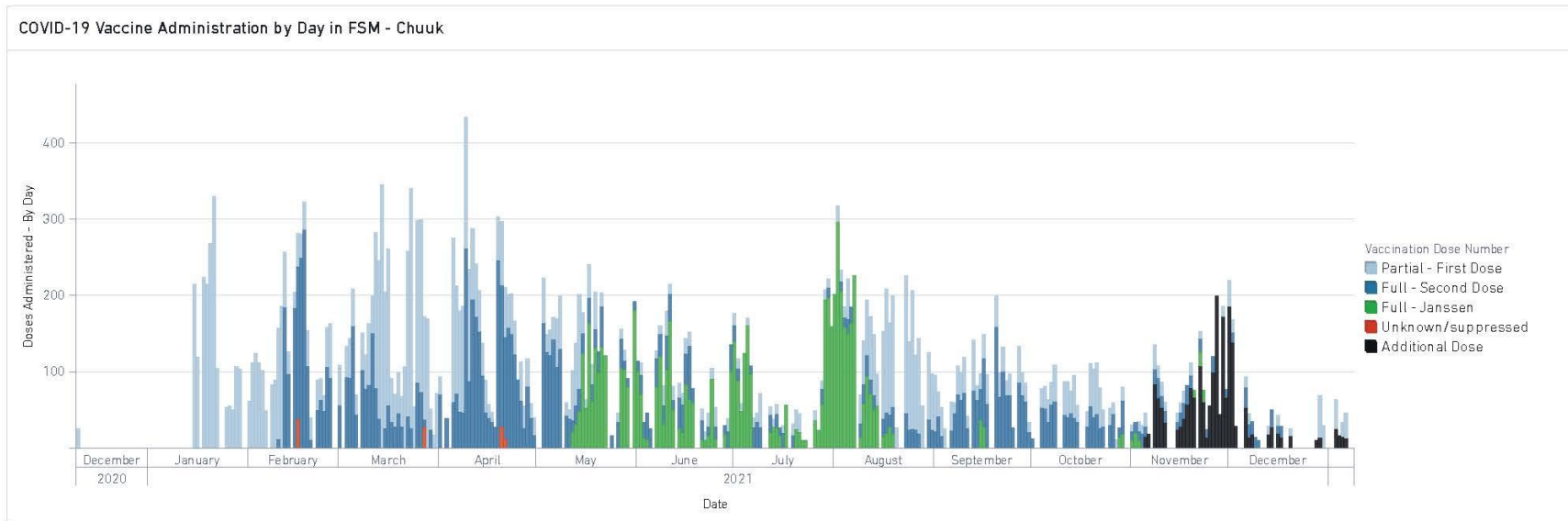


Eligible Population - 5+ yrs

Percentages are capped at 100%

Source: Tiberius Dataset "Administration - Admin Zip - Reporting View"

CDC/PIHOA one-on-one USAPI weekly check-ins
Week: 1/2/2023-1/7/2022

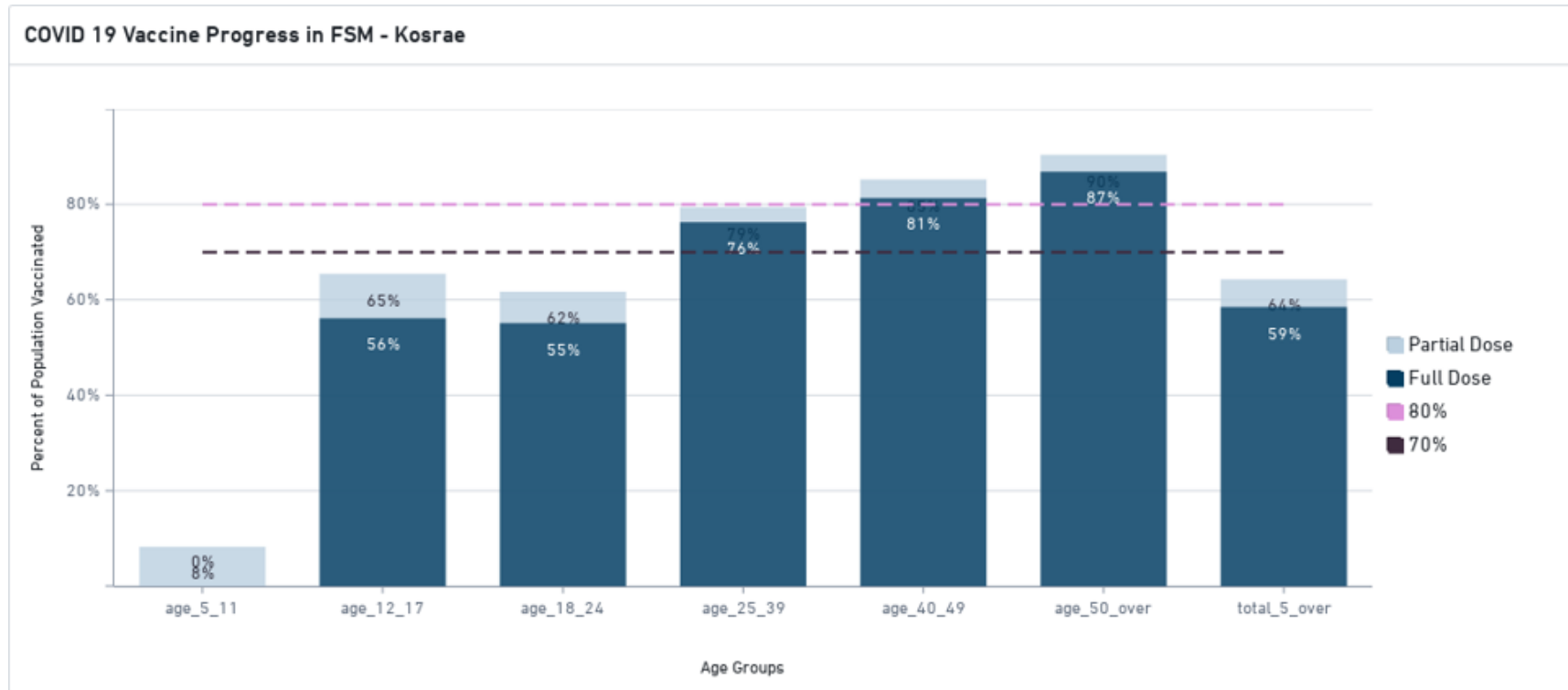


Source: Tiberius Dataset "Administration - Admin Zip - Reporting View"

CDC/PIHOA one-on-one USAPI weekly check-ins
Week: 1/2/2023-1/7/2022

Kosrae

Age group coverage rates as of 12/31/2021

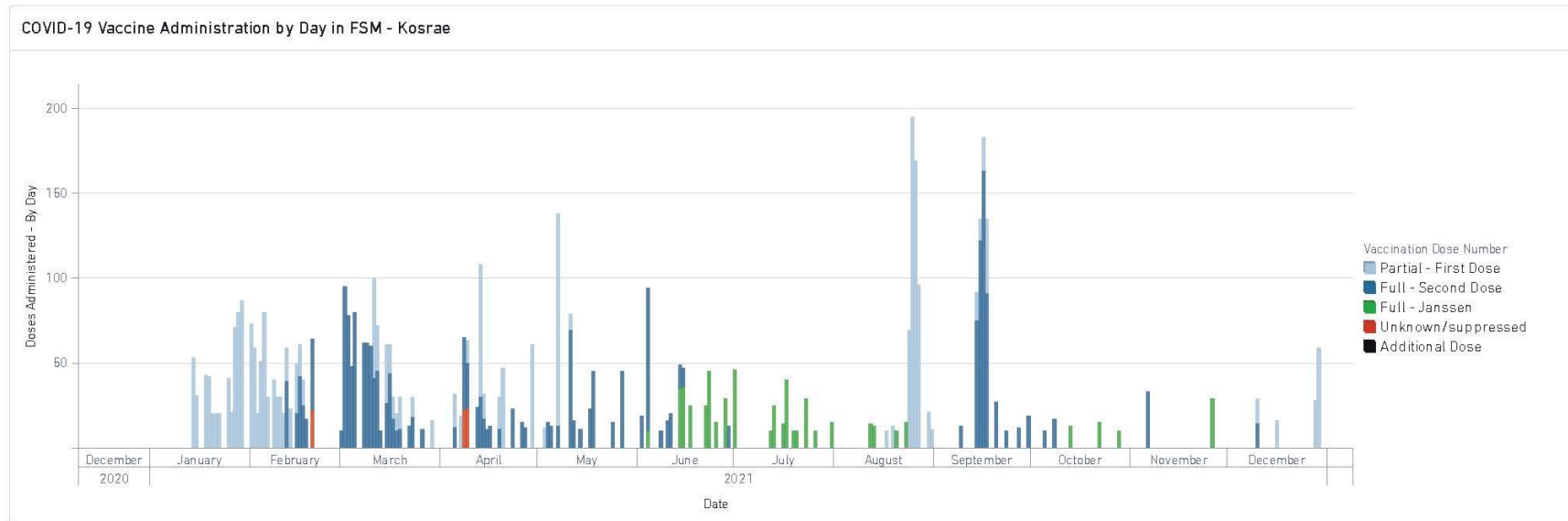


Eligible Population - 5+ yrs

Percentages are capped at 100%

Source: Tiberius Dataset "Administration - Admin Zip - Reporting View"

CDC/PIHOA one-on-one USAPI weekly check-ins
Week: 1/2/2023-1/7/2022

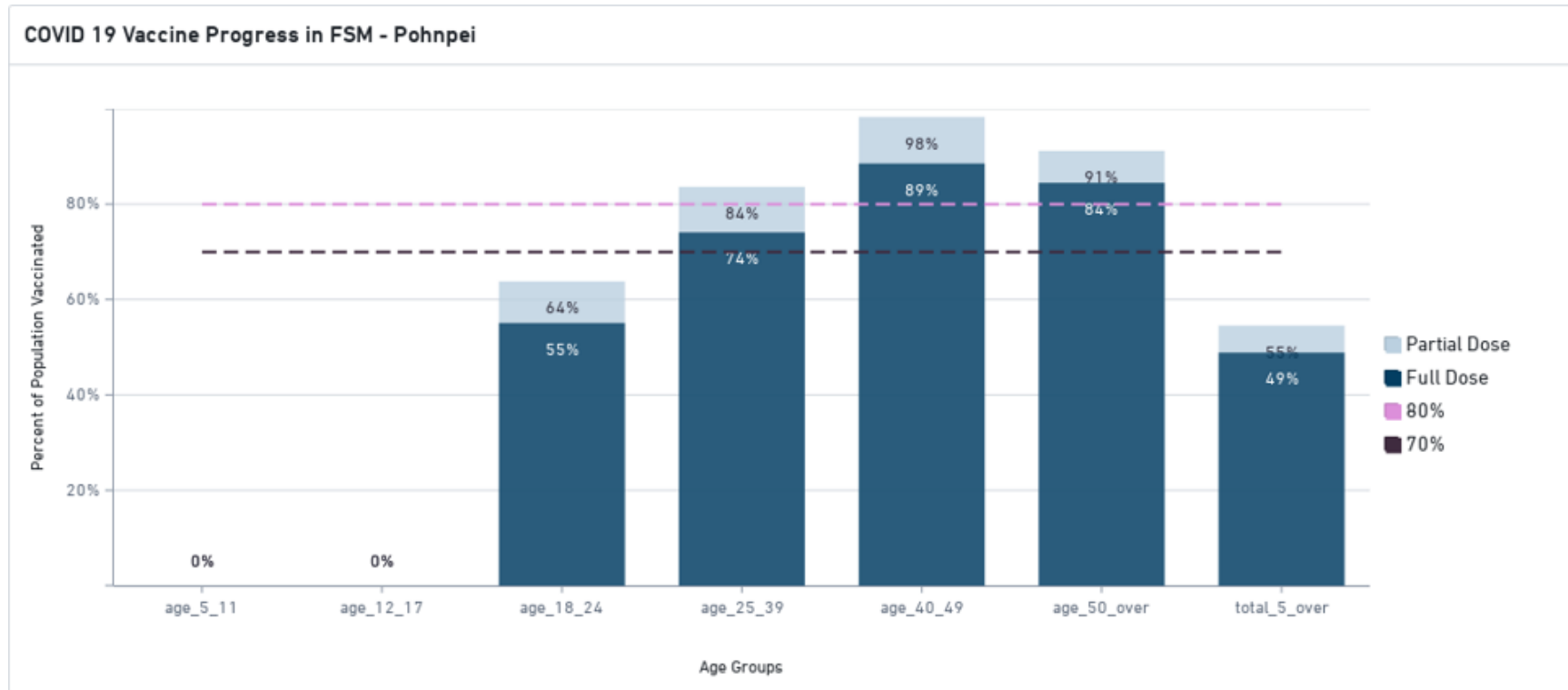


Source: Tiberius Dataset "Administration - Admin Zip - Reporting View"

CDC/PIHOA one-on-one USAPI weekly check-ins
Week: 1/2/2023-1/7/2022

Pohnpei

Age group coverage rates as of 12/31/2021



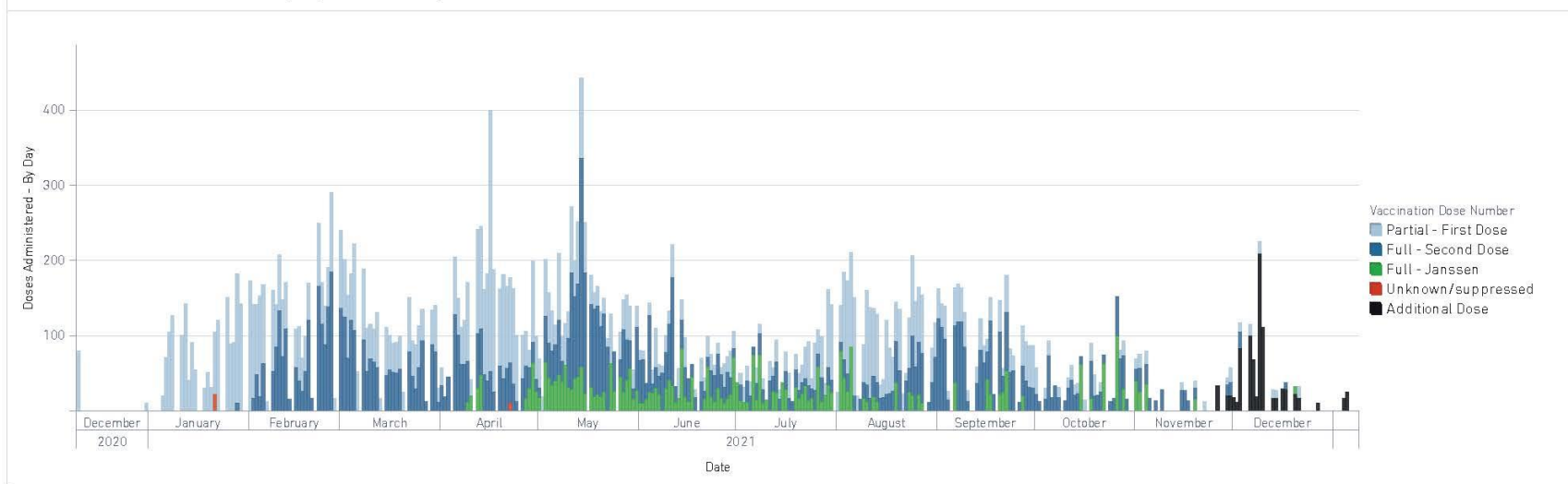
Eligible Population - 5+ yrs

Percentages are capped at 100%

Source: Tiberius Dataset "Administration - Admin Zip - Reporting View"

CDC/PIHOA one-on-one USAPI weekly check-ins
Week: 1/2/2023-1/7/2022

COVID-19 Vaccine Administration by Day in FSM - Pohnpei

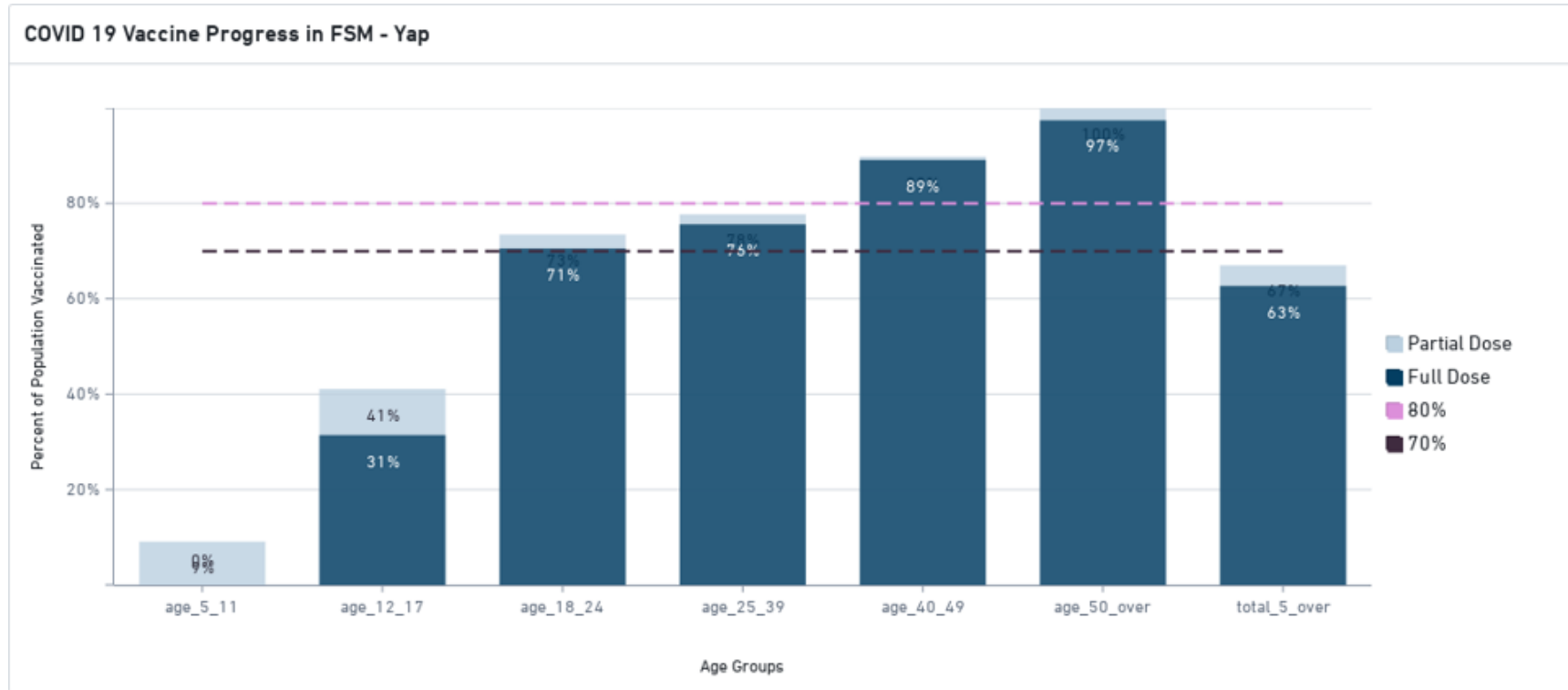


Source: Tiberius Dataset "Administration - Admin Zip - Reporting View"

CDC/PIHOA one-on-one USAPI weekly check-ins
Week: 1/2/2023-1/7/2022

Yap

Age group coverage rates as of 12/31/2021



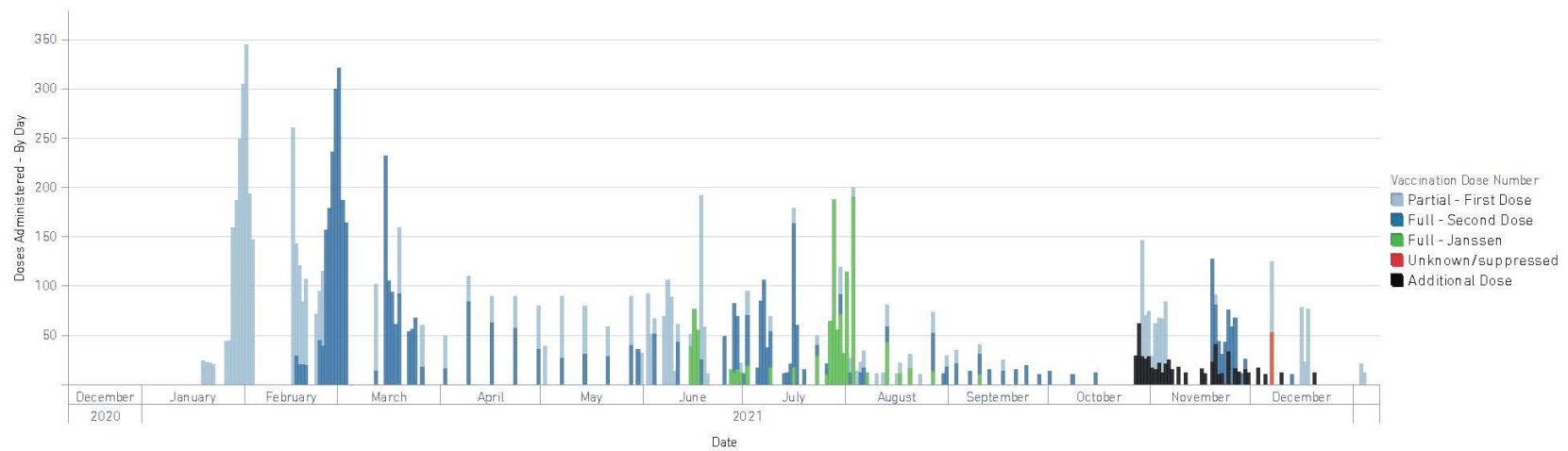
Eligible Population - 5+ yrs

Percentages are capped at 100%

Source: Tiberius Dataset "Administration - Admin Zip - Reporting View"

CDC/PIHOA one-on-one USAPI weekly check-ins
Week: 1/2/2023-1/7/2022

COVID-19 Vaccine Administration by Day in FSM - Yap

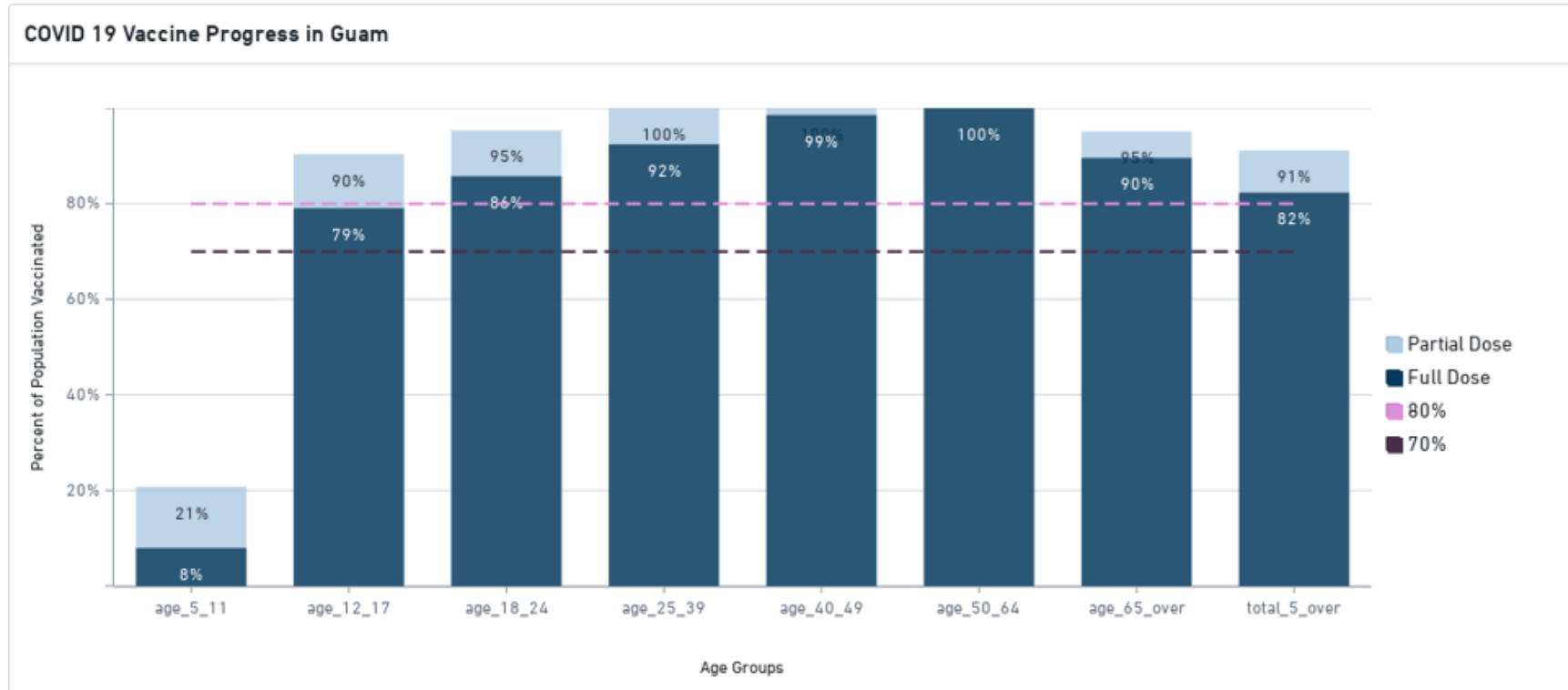


Source: Tiberius Dataset "Administration - Admin Zip - Reporting View"

CDC/PIHOA one-on-one USAPI weekly check-ins
Week: 1/2/2023-1/7/2022

Guam

Age group coverage rates as of 12/31/2021



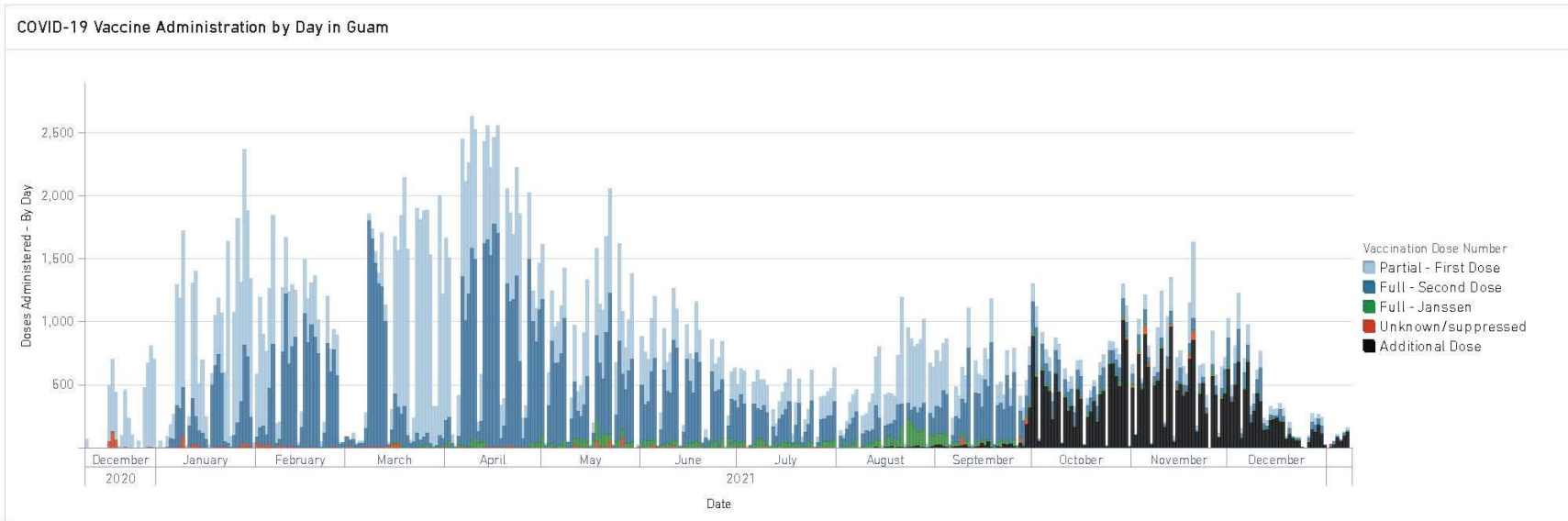
Eligible Population - 5+ yrs

Metrics Include Jurisdiction, Pharmacy, and Federal Agency Data

Percentages are capped at 100%

Source: Tiberius Dataset "Administration - Admin Awardee - Reporting View"

CDC/PIHOA one-on-one USAPI weekly check-ins
Week: 1/2/2023-1/7/2022



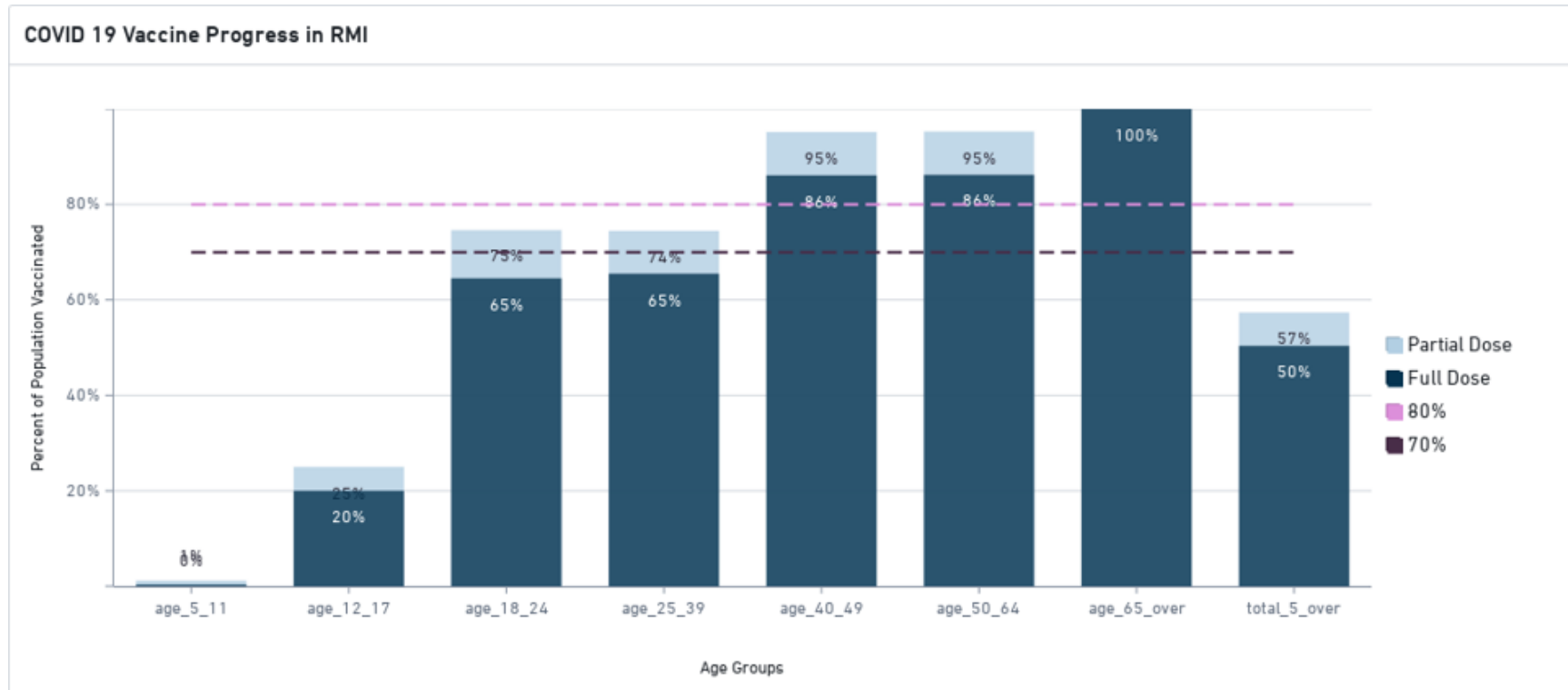
Source: Tiberius Dataset "Administration - Admin Awardee - Reporting View"

Metrics Include - Jurisdiction and Pharmacy Data, Exclude - Federal Agency Data

CDC/PIHOA one-on-one USAPI weekly check-ins
Week: 1/2/2023-1/7/2022

Republic of the Marshall Islands

Age group coverage rates as of 12/31/2021

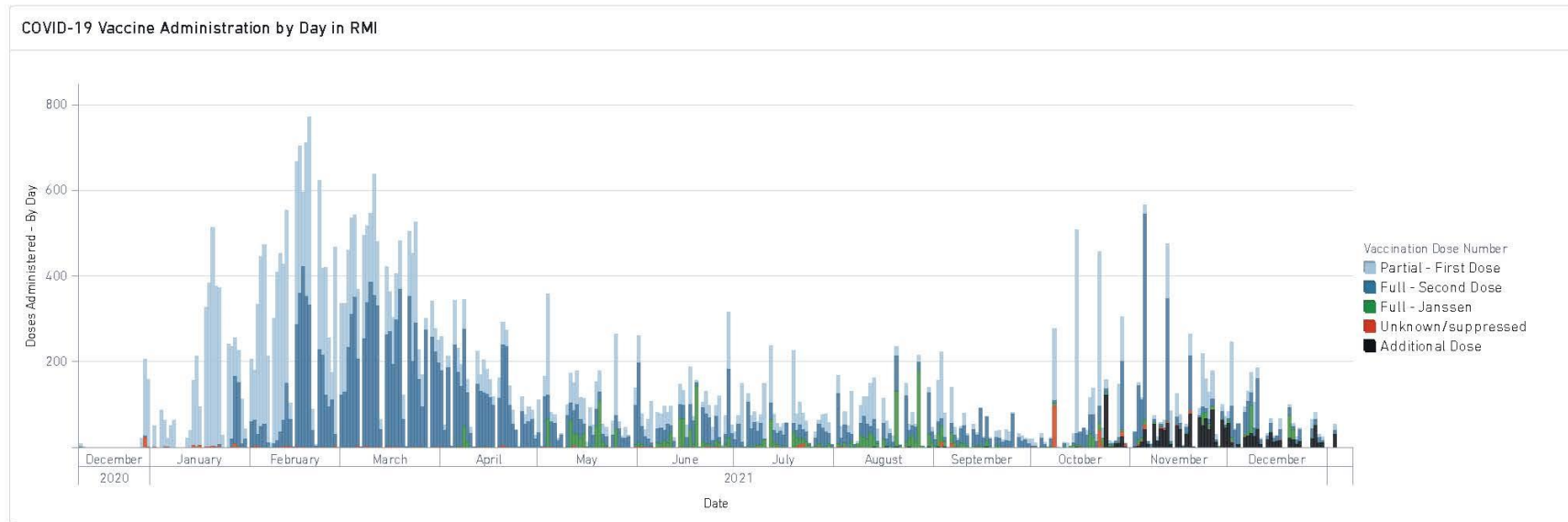


Eligible Population - 5+ yrs

Percentages are capped at 100%

Source: Tiberius Dataset "Administration - Admin Awardee - Reporting View"

CDC/PIHOA one-on-one USAPI weekly check-ins
Week: 1/2/2023-1/7/2022

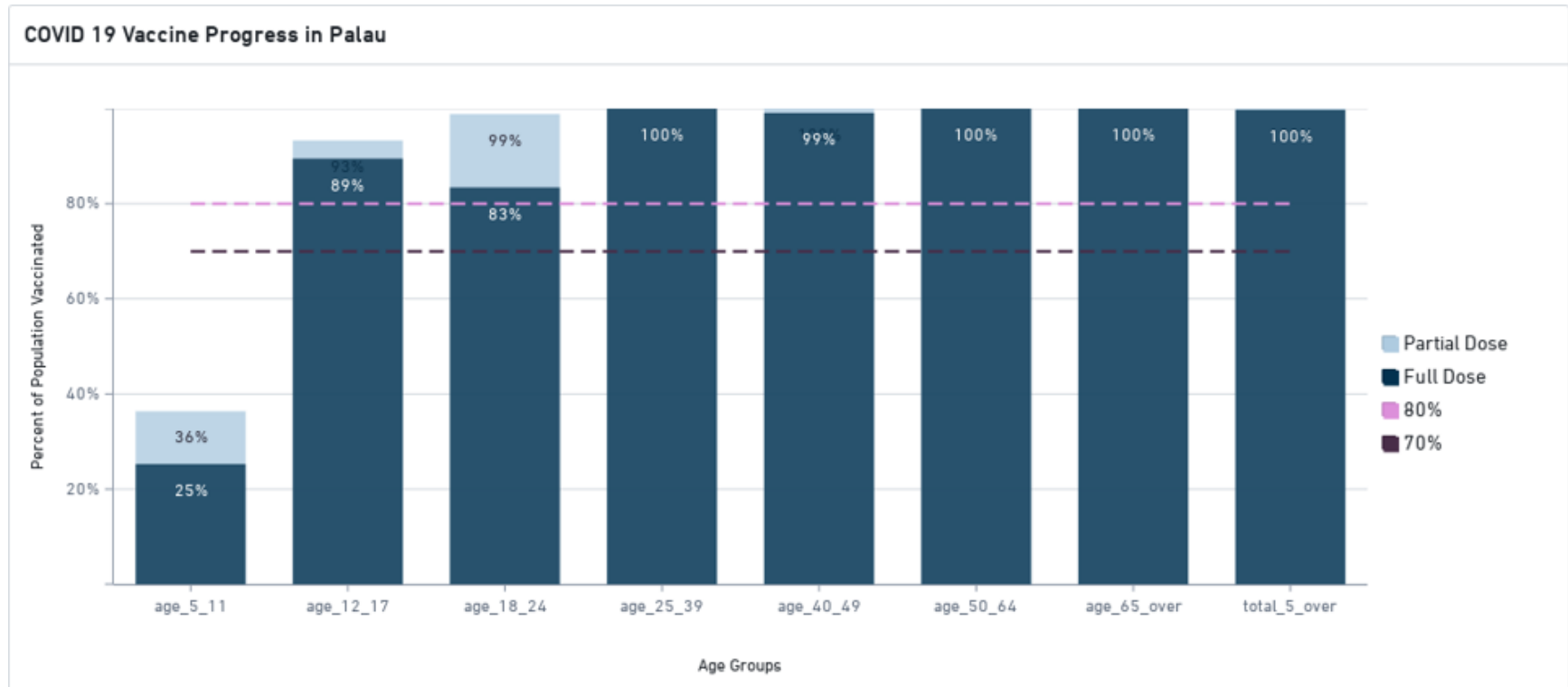


Source: Tiberius Dataset "Administration - Admin Awardee - Reporting View"

CDC/PIHOA one-on-one USAPI weekly check-ins
Week: 1/2/2023-1/7/2022

Republic of Palau

Age group coverage rates as of 12/31/2021

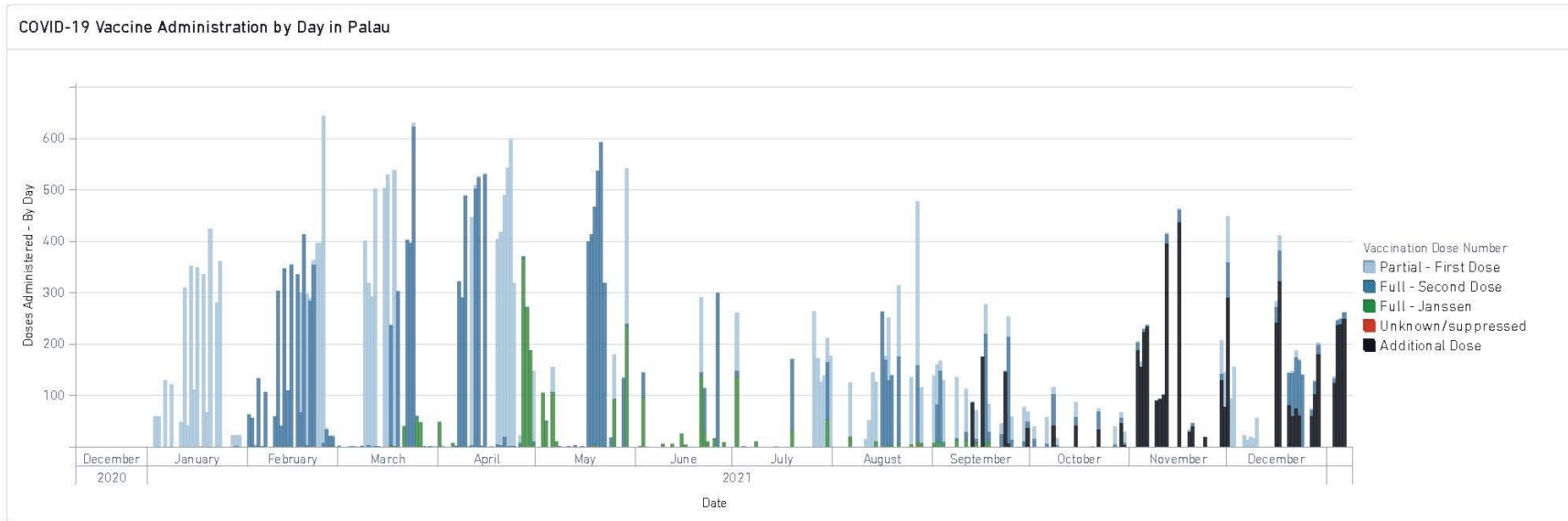


Eligible Population - 5+ yrs

Percentages are capped at 100%

Source: Tiberius Dataset "Administration - Admin Awardee - Reporting View"

CDC/PIHOA one-on-one USAPI weekly check-ins
Week: 1/2/2023-1/7/2022



Source: Tiberius Dataset "Administration - Admin Awardee - Reporting View"

CDC/PIHOA one-on-one USAPI weekly check-ins
Week: 1/2/2023-1/7/2022

Sources:

Population Metrics

Palau: 2015 census <https://www.palau.gov.pw/wp-content/uploads/2017/02/2015-Census-of-Population-Housing-Agriculture-.pdf>

FSM: 2010 census <https://www.fsmstatistics.fm/social/population-statistics/>

American Samoa: 2010 census <https://americansamoa.prism.spc.int/social/demography/population-by-age-group.html>

CNMI: 2015 census <https://cccguam.org/wp-content/uploads/CNMI-Statistical-Yearbook-2015-02.10.2017-nxp.pdf>

Guam: 2010 census <https://www.census.gov/data/datasets/2010/dec/guam.html>

RMI: 2010 census

FSM (States): 2010 census <https://www.fsmstatistics.fm/wp-content/uploads/2020/04/2010-Summary-Analysis-Key-Indicators.pdf>