

**CDC/PIHOA one-on-one USAPI weekly check-ins**  
**Week: 1/8/2022-1/14/2022**

**Regional Summary:**

- COVID-19 cases
  - Guam has reported 22,917 total cases and 274 deaths with 2,323 new cases (↑ from 1,028 last week) and 2 new deaths reported this week (↓ from 4 last week; death count was adjusted to 272 and 2 new deaths were reported this week); test positivity 16.6% (↑ from 14.6% last week)
  - CNMI has reported 3,905 total cases and 21 deaths; 344 new cases (↑ from 274 last week) and 2 new deaths this week (↓ from 5 last week)
  - Palau has reported 56 total cases with 38 new cases reported this week (↑ from 8 last week); 42 active travel-related cases
  - American Samoa has reported 18 total cases (all imported) with 7 new cases reported this week among travelers in quarantine after arrival from Honolulu
  - FSM and RMI have had no community transmission; 3 active cases currently in isolation at Kwajalein MB tested positive in HI and will not be included in RMI's case count
- COVID-19 Vaccine distribution summary (See USAPI Vaccine Summary with 22 updated tables and figures listed below)
  - Pediatric formulation of the Pfizer vaccine was ordered and delivered to each of the 6 USAPI, pediatric vaccination campaigns have started in American Samoa, Chuuk, CNMI, Guam, Kosrae, Kwajalein, Majuro, Palau, and Yap
  - Based on jurisdictional reports: a total of 284,000 people in the region are fully vaccinated (77.5% of all eligible individuals / +0.7% / denominator was adjusted for Kwajalein)
    - An additional 17,000 people in the region are partially vaccinated (4.7% of eligible individuals in the region)
    - Note: eligible individuals are 5+ for American Samoa, Chuuk, Northern Mariana Islands, Guam, Kosrae, Kwajalein, Majuro, Palau, and Yap — 12+ for the Marshall Islands Outer Islands – 18+ for Pohnpei
  - Based on data submitted into Tiberius via WebIZ: **81% of all people aged 5 years and older have had at least one dose of a COVID-19 vaccine; 73% are fully vaccinated.** This percentage includes Pohnpei (FSM) who have yet to start vaccinating adolescents or children.
  - Current percentages of eligible population **aged 5 and over** fully vaccinated (from Tiberius via WebIZ)
    - **American Samoa: 84% (+2%)**
    - **FSM: Chuuk: 41% (--%), Kosrae: 59% (--%), Pohnpei: 49% (--%), Yap: 63% (--%)**
    - **Guam: 83% (--%)**
    - **RMI: 51% (--%)**
    - **CNMI: 85% (+1%)**
    - **Palau: 100% (--%)**
  - Outer island vaccinations: Outer Island coverage rates from jurisdictional outer island outreach activities due to difficulty in determining denominators and true residence in Tiberius.
    - **RMI Outer Islands:** At least one dose **59% (--%)**; Fully **46% (--%)** (denominators adjusted based on OI reports and expanded to 12+)
    - **Yap Outer Islands:** At least one dose **98% (--%)**; Fully **95% (--%)** (denominators adjusted to locally collected denominators for 18+)
    - **Chuuk Outer Islands (out of the lagoon):** Fully **31% (--%)** (OI numbers are incomplete)
    - **Pohnpei Outer Islands:** Fully **63% (--%)** (denominator adjusted based on OI reports for 18+)
  - Boosters: A total of 69,809 boosters/additional doses have been provided across the USAPI: American Samoa: 4,447; FSM: 4,176; Guam: 37,329; RMI: 1,756; CNMI: 15,493; Palau: 6,608
- COVID-19 Containment strategies
  - Guam is allowing vaccinated travelers to enter without testing or quarantine and unvaccinated travelers with negative test 72 hours prior to arrival with 10-day home quarantine.
  - CNMI is allowing vaccinated travelers to enter without quarantine with testing on arrival and day 5 and unvaccinated travelers to enter with facility quarantine requirement for 5 days or home quarantine with prior approval, both with testing on day 5.

## **CDC/PIHOA one-on-one USAPI weekly check-ins**

**Week: 1/8/2022-1/14/2022**

- Palau is running regular Guam and Taiwan flights with restriction of movement for vaccinated travelers with negative PCR test within 3 days of departure to Palau or negative antigen test within 1 day of departure to Palau and testing on day 4.
- AS is running Samoa and HNL flights using “Talofa Pass” system with pre-travel testing and 10-day AS quarantine.
- RMI has regular repat flights ongoing with HNL/in-country quarantine and testing requirements.
- FSM continues smaller repat flights with Guam/FSM quarantine and testing requirements.
- COVID-19 Laboratory Testing capacity
  - Supplies of Abbott ID NOW, Abbott BinaxNOW, and GeneXpert are low in some USAPI as travel testing demands increase; difficulties with procurement.

**CDC/PIHOA one-on-one USAPI weekly check-ins**  
**Week: 1/8/2022-1/14/2022**

<b>USAPI</b>	<b>COVID-19 cases</b>	<b>Testing</b>	<b>Containment</b>	<b>Community Mitigation</b>	<b>Medical Surge Preparedness</b>	<b>Vaccine Updates</b> (Jurisdictional Reports)
<b>AS</b>	18 total cases (all imported); 7 new cases reported this week among travelers in quarantine after arrival from Honolulu	Stocks as of 1/14/22: Abbott ID NOW (532 available), GeneXpert (88 available), Abbott Binax NOW (28,970 available), BioFire (280 available) and ACCULA (1,050 available) testing on-island; 21,555 total samples have been tested; 618 in past week	Borders remain closed to normal travel; 2x weekly Samoa and Talofa Air flights with Apia; HNL flights; "Talofa Pass" for travelers: eligible pax must be fully vaccinated, 3x tests prior to departure, 10 day AS quarantine on arr. with testing; 181 in quarantine	Social distancing measures have been relaxed and American Samoa is currently at "code blue"	44 ventilators functional at LBJ (44 available); 132 beds (76 available); 7 ICU beds (4 available); 8 total isolation COVID beds in COVID tent outside of LBJ (8 available)  mAb in stock: 436 mAb used in past week: 0	<b>Partially vaccinated:</b> 3,057 (as of 1/11)  <b>Fully vaccinated:</b> 37,564 (as of 1/11)  <b>% 5+ fully vaccinated:</b> 85.1%  <b>% 5+ at least one dose:</b> 89.7%
<b>CNMI</b>	3,905 total cases with 21 deaths and 3,459 recovered; 344 new cases (↑ from 274 last week) and 2 new deaths this week (↓ from 5 last week)	Stocks as of 1/5/22: Abbott ID NOW (192 available), GeneXpert (3,550 available), Abbott Binax NOW (11,400 available), Biofire (330 available), and InBIOS (25 available) testing on-island; 110,972 total samples have been tested; 3,614 tests run in the past week; other platforms available are ABI 7500, Solgent DiaPlex	Fully vaccinated travelers are eligible for quarantine exemption when staying in a fully vaccinated household and must test on arrival and day 5 post-arrival; unvaccinated arrivals are required to complete a 5-day facility or home (with approval) quarantine with day 5 test out; 446 cases in isolation	CNMI has social distancing measures in place in schools, businesses, etc.	9 hospitalized cases (↓ from 11 last week)  46 usable ventilators; at CHCC- 75 hospital beds, 8 ICU beds; Kanoa Resort is set up as an alternative care site: ICU, medical ward, and step-down units; medical tent is outside hospital with 40 beds  mAb in stock: 367 mAb used in past week: 159	<b>Partially vaccinated:</b> 1,507 (as of 1/16)  <b>Fully vaccinated:</b> 42,163 (as of 1/16)  <b>% 5+ fully vaccinated:</b> 97.9%  <b>% 5+ at least one dose:</b> >100%

**CDC/PIHOA one-on-one USAPI weekly check-ins**  
**Week: 1/8/2022-1/14/2022**

<b>Guam</b>	22,917 total cases with 274 deaths and 19,390 recovered; 2,323 new cases (↑ from 1,028 last week) and 2 new deaths this week (↓ from 4 last week, death count was readjusted to 272 and 2 new deaths were reported this week)	Stocks as of 12/28/21: ABI 7500, Abbott ID NOW (1,665 available), GeneXpert (6,192 available), and Abbott Binax NOW (11,083 available); 349,417 total tests conducted; 14,037 this week; 16.6% positivity rate (↑ from 14.6% last week)	Unvaccinated travelers entering Guam: 10-day home quarantine unless test 72 hours prior to departure; Vaccinated travelers: no quarantine with proof of vaccination; 3,253 cases in isolation (2,416 home isolation, 77 facility isolation, 741 military isolation)	Guam remains in PCOR-3 although further restrictions have been put into place such as vaccine mandates to enter restaurants, bars, etc.	19 hospitalized cases (↑ from 11 last week)  mAb in stock: 638* mAb used in past week: 121	<b>Partially vaccinated:</b> 6,540 (as of 1/14)  <b>Fully vaccinated:</b> 119,492 (as of 1/14)  <b>% 5+ fully vaccinated:</b> 85.6%  <b>% 5+ at least one dose:</b> 90.2%
<b>Chuuk</b>	0 cases	Stocks as of 12/5/21: Abbott ID NOW (0 available), GeneXpert (2,505 available), and Abbott Binax NOW (1,247 available) testing on-island; mostly travel testing currently; running ~90 tests per week	Borders remain closed; 19 total individuals have been repatriated; day 7 and 14 testing for repatriation	Education is being conducted in communities; risk communication ongoing with repatriation; social distancing is being encouraged but not enforced	21 working ventilators; at hospital: 104 beds in shared wards, 9 ICU beds, 14 beds in isolation rooms, no negative air flow  mAb in stock: 75 mAb used in past week: 0	<b>Partially vaccinated:</b> 715 (as of 1/1)  <b>Fully vaccinated:</b> 18,928 (as of 1/1)  <b>% 5+ fully vaccinated:</b> 44.4%  <b>% 5+ at least one dose:</b> 46.0%

# CDC/PIHOA one-on-one USAPI weekly check-ins

Week: 1/8/2022-1/14/2022

<b>Kosrae</b>	0 cases; recent ILI cases tested on Biofire found to be adenovirus and coronavirus NL63	Stocks as of 1/13/22: Abbott ID NOW (118 available), GeneXpert (1,913 available), Abbott Binax NOW (261 available) and BD Veritor (660 available) testing on-island; mostly travel testing currently; running ~50 tests per week	Borders remain closed; 7 repatriation flights conducted (~131 persons); current repat protocols involve 10 days quarantine in Guam and 7 days (fully vaccinated) or 14 days (unvaccinated) quarantine in Kosrae	Community-level education by Risk Communication Committee; social distancing is being encouraged but not enforced	3 FEMA vents on-island; 45 hospital beds (2 ICU), 5 isolation rooms with no negative air flow; new quarantine facility completed	<b>Partially vaccinated:</b> 322 (as of 1/1)  <b>Fully vaccinated:</b> 3,529 (as of 1/1)  <b>% 5+ fully vaccinated:</b> 66.8%  <b>% 5+ at least one dose:</b> 72.9%
<b>Pohnpei</b>	0 cases	Stocks as of 12/3/21: Abbott ID NOW (0 available), GeneXpert (1,334 available), and Abbott Binax NOW (2,231 available) testing on-island; 3,105 total tests conducted on-island; mostly travel testing currently; running ~90 tests per week	Borders remain closed; several small repatriation flights have now been conducted from Guam; current repat protocols involve 10 days quarantine in Guam and 7 days in Pohnpei	Designated team developed for risk communication and currently conducting community education	14 total vents; 98 hospital beds (no ICU beds), 4 isolation rooms at hospital with negative air flow; MMA isolation center near the airport with 40 units; China Star hotel is a quarantine site (26 rooms)  mAb in stock: 298 mAb used in past week: 0 (For all of FSM excl. Chuuk and Yap)	<b>Partially vaccinated:</b> 1,416 (as of 1/1)  <b>Fully vaccinated:</b> 16,085 (as of 1/1)  <b>% 18+ fully vaccinated:</b> 68.7%  <b>% 18+ at least one dose:</b> 74.8%

# CDC/PIHOA one-on-one USAPI weekly check-ins

Week: 1/8/2022-1/14/2022

<b>Yap</b>	0 cases	Stocks as of 1/12/22: Abbott ID NOW (168 available), GeneXpert (3,154 available), BD Veritor (210 available), and Abbott Binax NOW (1,453 available), BioFire (59 available) testing on-island; 4,056 tests to date, all negative; run ~60 tests/week	Borders remain closed; 105 total repatriated; Yap repat protocols require 10-day quarantine in Guam and 14 days in Yap with testing days 2, 7, and 13; repatriation planned from Guam Feb 6, potential repatriation from Palau in discussion	Social distancing is being encouraged but not enforced; community education is ongoing (currently focused on vaccines) and expanded to outer islands	20 working ventilators on-island; 38 hospital beds, 2 isolation rooms with negative air flow; isolation facility is now running; quarantine facility secured  mAb in stock: 77 mAb used in past week: 0	<b>Partially vaccinated:</b> 451 (as of 1/7)  <b>Fully vaccinated:</b> 6,426 (as of 1/7)  <b>% 5+ fully vaccinated:</b> 68.9%  <b>% 5+ at least one dose:</b> 73.8%
<b>Palau</b>	56 cases (42 active travel-related cases), 14 recovered; 38 new cases reported this week (↑ from 8 last week)	Stocks as of 12/7/21: Roche LightCycler 480 (1,700 available), Abbott ID NOW (332 available), GeneXpert (3,910 available), Abbott Binax NOW (4,240 available) and BioFire (233 available) testing on-island; 18,788 total tests conducted; 371 tests run in past week	Some passenger flights (Guam, Taiwan) and military flights ongoing; vaccinated travelers from Guam have no quarantine; 8,145 inbound travelers since April 2020; 173 in quarantine; 42 in isolation	As of 1/14/22, mandate face mask wearing in all indoor facilities, at all outdoor gatherings of 20+ people, physical distancing of 3-6 feet	80 hospital beds, 4 ICU beds, 5 isolation rooms with negative air flow; various quarantine sites available; 36 working ventilators on-island  mAb in stock: 354 mAb used in past week: 0	<b>Partially vaccinated:</b> no longer reported  <b>Fully vaccinated:</b> 16,866 (as of 1/13)  <b>% 5+ fully vaccinated:</b> >100%

**CDC/PIHOA one-on-one USAPI weekly check-ins**  
**Week: 1/8/2022-1/14/2022**

<b>RMI- Majuro +OI</b>	0 cases	Stocks as of 12/9/21: Abbott ID NOW (0 available), GeneXpert (670 available), and Abbott Binax NOW (0 available) testing on-island; running ~170 tests per week	Borders are closed until at least 1/30/22; Travel Advisory #34 in effect; HNL repat is ongoing [7 days HNL facility Q +14 days facility Q w/ multiple tests]; 1,094 (991 repat, 103 marine sector) individuals released; 4 (4 repat; 0 marine sector) in quarantine	Multiple media strategies including community meetings; normal activities have resumed; social distancing being encouraged but not enforced	20 total vents on-island; 108 hospital beds (3 ICU), 8 isolation rooms (1 with negative air flow); new isolation building (8 isolation rooms with negative air flow) completed; new quarantine facility (24 beds) built and old facility still usable (80 beds)  mAb in stock: 96 mAb used in past week: 0 (For all of RMI)	<b>Partially vaccinated:</b> 2,513 (as of 1/12)  <b>Fully vaccinated:</b> 17,778 (as of 1/12)  <b>% 5+ fully vaccinated:</b> 54.4%  <b>% 5+ at least one dose:</b> 62.1%
<b>RMI- Kwaj</b>	4 cases (4 imported; identified in quarantine facility); 3 active cases repatriated to Kwaj MB by USAG-KA tested positive in HI and will not be included in RMI's case count	Stocks as of 12/8/21: Abbott ID NOW (0 available), GeneXpert (480 available), and Abbott Binax NOW (1,440 available) testing on-island; running ~500 tests per week	Borders are closed until at least 1/30/22; Travel Advisory #34 in effect; 1,498 individuals have been repatriated to Kwajalein base; 58 currently in quarantine	Limited social distancing occurring but implementing some safety measures	13 vents on-island; isolation facility is being built and renovated TB trailer is being prepared (6 beds) for temporary isolation	<b>Partially vaccinated:</b> 605 (as of 1/12)  <b>Fully vaccinated:</b> 5,881 (as of 1/12)  <b>% 5+ fully vaccinated:</b> 63.6%  <b>% 5+ at least one dose:</b> 70.1%  *Started pediatric Pfizer rollout; adjusted denominators to 5+ population

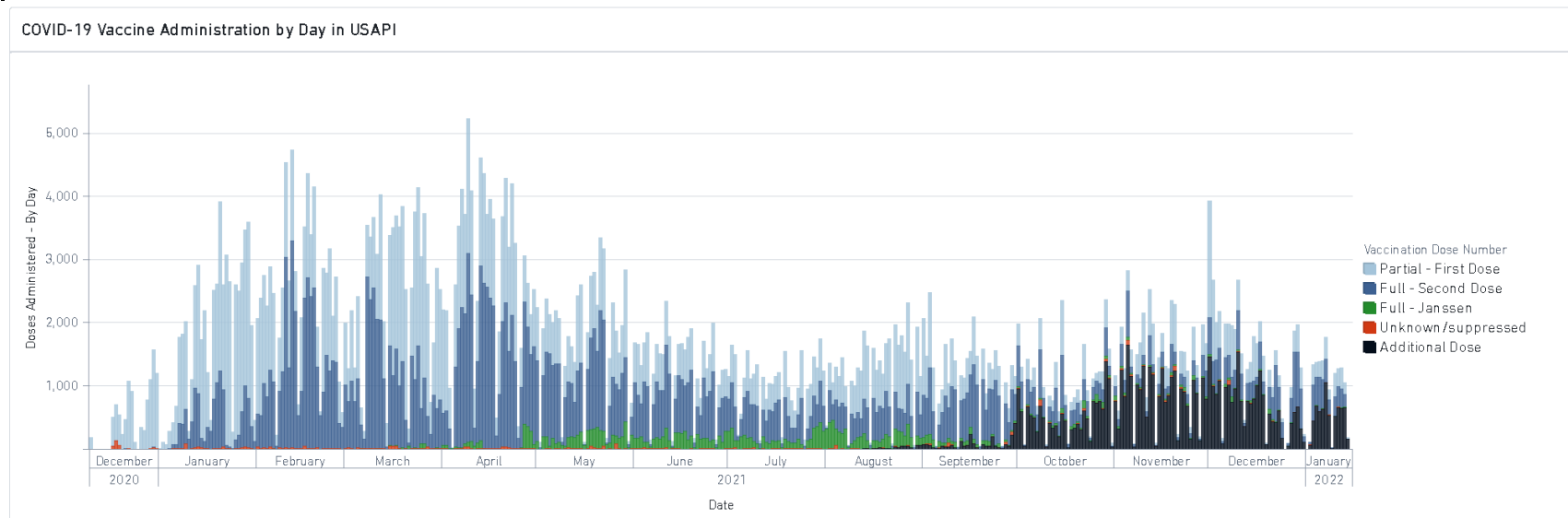
CDC/PIHOA one-on-one USAPI weekly check-ins  
Week: 1/8/2022-1/14/2022

## USAPI Vaccine Summary Tables and Charts:

*\*Note that all data except for those detailing Outer Island coverage rates comes directly from Tiberius. Thank you to Katrina Myers and the entire USAPI Tiberius Team for helping assemble "Dr. B's Famous Slide-set." Thank you to the jurisdictions who enter this data into WebIZ each day to keep it up to date.*

*\*Outer Island data was provided by each jurisdiction based on their outer island outreach activities. Because of this, there may be discrepancies between the two data sets (Tiberius and the Jurisdiction Outer Island Data). Also, some jurisdictions have yet to report their data in detail. Thank you to Dr. Haley Cash for assembling the Outer Island table and each of the jurisdictions for collecting and reporting this unique, yet important data.*

### US-affiliated Pacific Islands Region



Source: Tiberius Dataset "Administration - Admin Awardee - Reporting View"

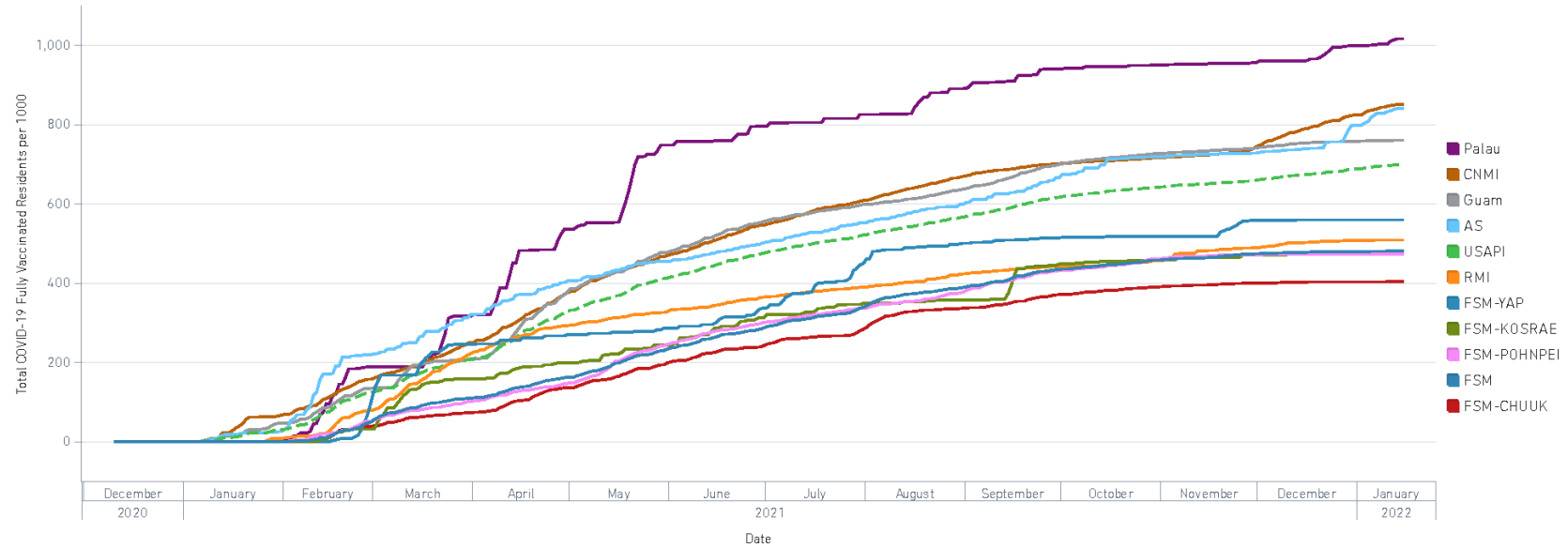
Metrics Include - Jurisdiction and Pharmacy Data, Exclude - Federal Agency Data



# CDC/PIHOA one-on-one USAPI weekly check-ins

## Week: 1/8/2022-1/14/2022

Cumulative COVID-19 Fully Vaccinated Residents in USAPI (per 1000 eligible residents)



Metrics Include - Jurisdiction and Pharmacy Data, Exclude - Federal Agency Data

Eligible Population - 5+ yrs

Source: Tiberius Dataset "Awardee Vaccine Metrics - Reporting View"

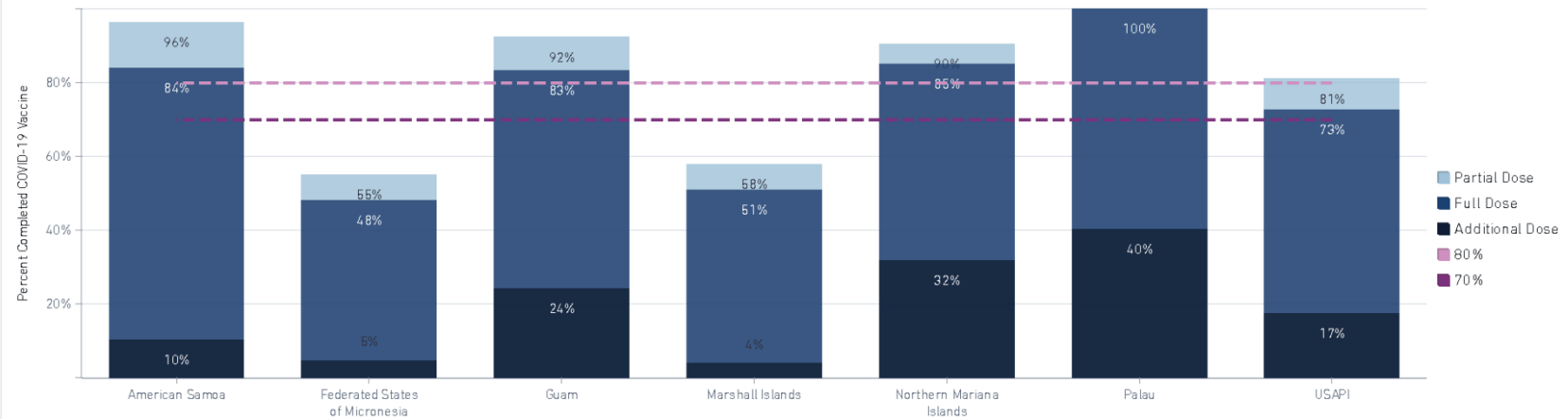
**CDC/PIHOA one-on-one USAPI weekly check-ins**  
**Week: 1/8/2022-1/14/2022**

Jurisdiction	Population Aged 5+	Fully Vaccinated	Percent Fully Vaccinated	Partially Vaccinated	Percent Partially Vaccinated	Additional Doses	Percent With Additional Dose	Unvaccinated	Percent Unvaccinated
American Samoa	43,110	36,229	84%	41,579	96%	4,447	10%	1,531	4%
FSM-CHUUK	43,093	17,877	41%	21,050	49%	2,198	5%	22,043	51%
FSM-KOSRAE	5,861	3,448	59%	3,916	67%	39	1%	1,945	33%
FSM-POHNPEI	32,193	15,803	49%	17,859	55%	1,102	3%	14,334	45%
FSM-YAP	10,226	6,435	63%	6,974	68%	837	8%	3,252	32%
Guam	154,941	129,175	83%	143,105	92%	37,329	24%	11,836	8%
Marshall Islands	45,415	23,114	51%	26,316	58%	1,756	4%	19,099	42%
Northern Mariana Islands	48,632	41,370	85%	43,985	90%	15,493	32%	4,647	10%
Palau	16,451	16,722	100%	18,695	100%	6,608	40%	0	0%
<b>USAPI</b>	<b>399,319</b>	<b>290,173</b>	<b>73%</b>	<b>323,479</b>	<b>81%</b>	<b>69,809</b>	<b>17%</b>	<b>75,840</b>	<b>19%</b>

## CDC/PIHOA one-on-one USAPI weekly check-ins

### Week: 1/8/2022-1/14/2022

Striving for 80%: USAPI 5+ COVID-19 Vaccine Progress



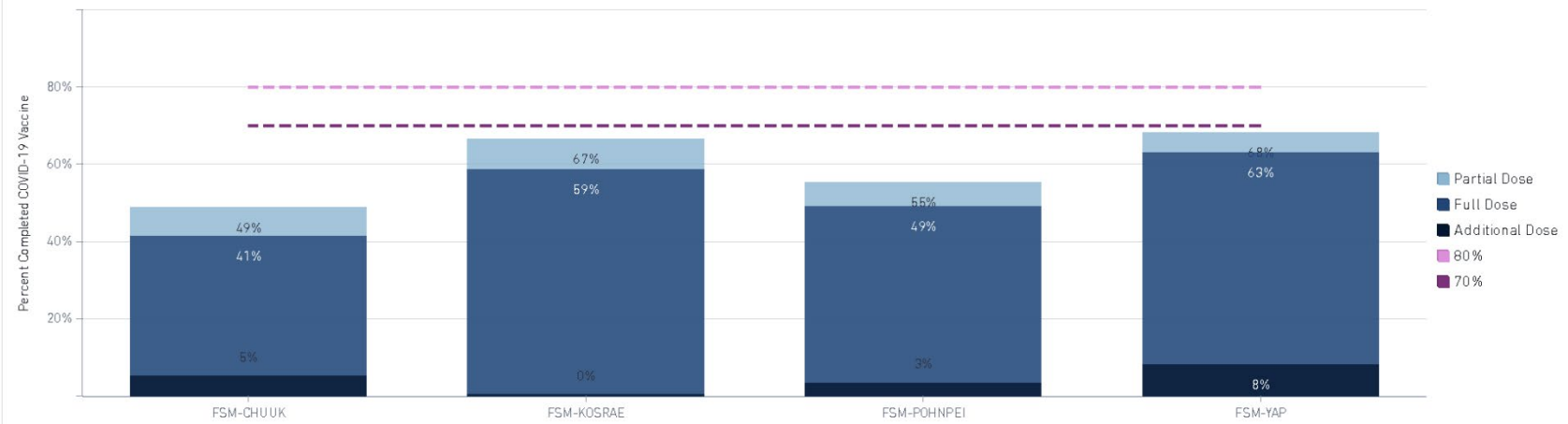
Metrics Include Jurisdiction, Pharmacy, and Federal Agency Data

Source: Tiberius Dataset "Administration - Admin Awardee - Reporting View"

Percentages are capped at 100%

## CDC/PIHOA one-on-one USAPI weekly check-ins Week: 1/8/2022-1/14/2022

Striving for 80%: USAPI 5+ COVID-19 Vaccine Progress (FSM States)

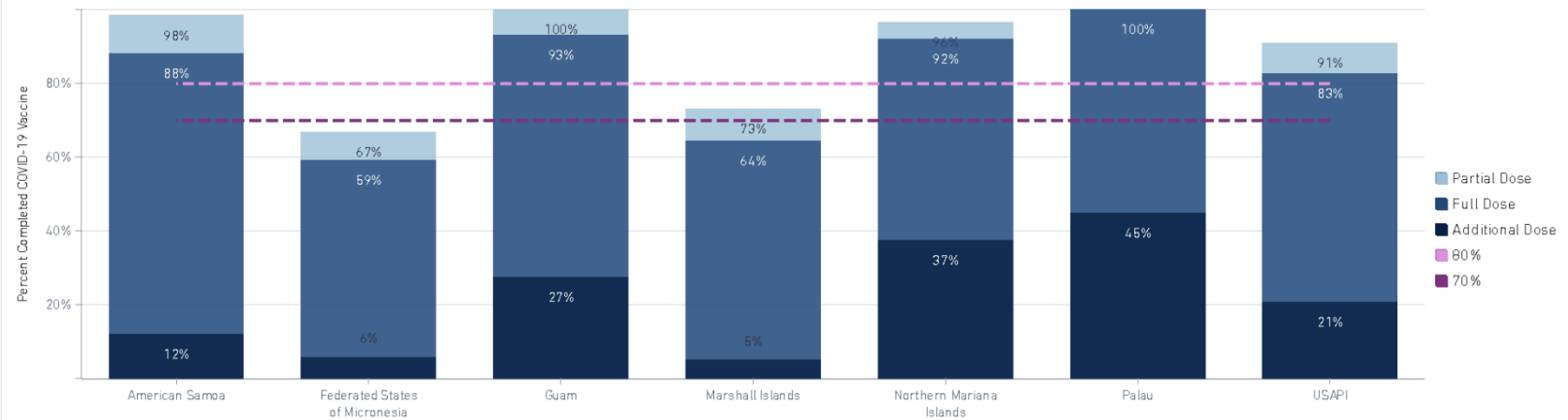


Source: Tiberius Dataset "Administration - Admin Zip - Reporting View"

Percentages are capped at 100%

## CDC/PIHOA one-on-one USAPI weekly check-ins Week: 1/8/2022-1/14/2022

Striving for 80%: USAPI 12+ COVID-19 Vaccine Progress



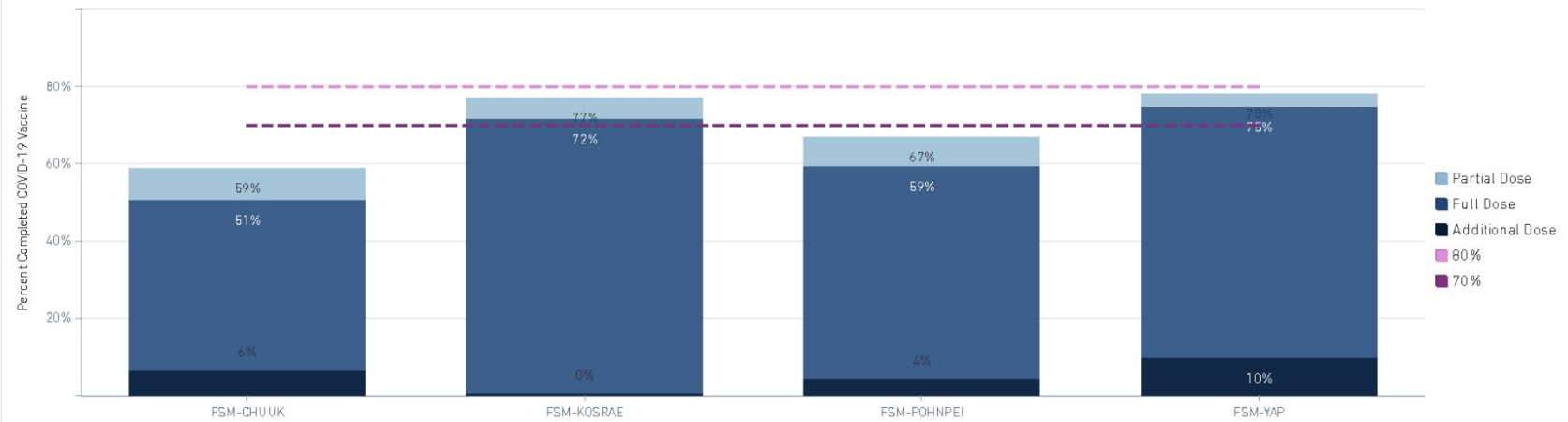
Metrics Include Jurisdiction, Pharmacy, and Federal Agency Data

Source: Tiberius Dataset "Administration - Admin Awardee - Reporting View"

Percentages are capped at 100%

**CDC/PIHOA one-on-one USAPI weekly check-ins**  
**Week: 1/8/2022-1/14/2022**

Striving for 80%: USAPI 12+ COVID-19 Vaccine Progress (FSM States)

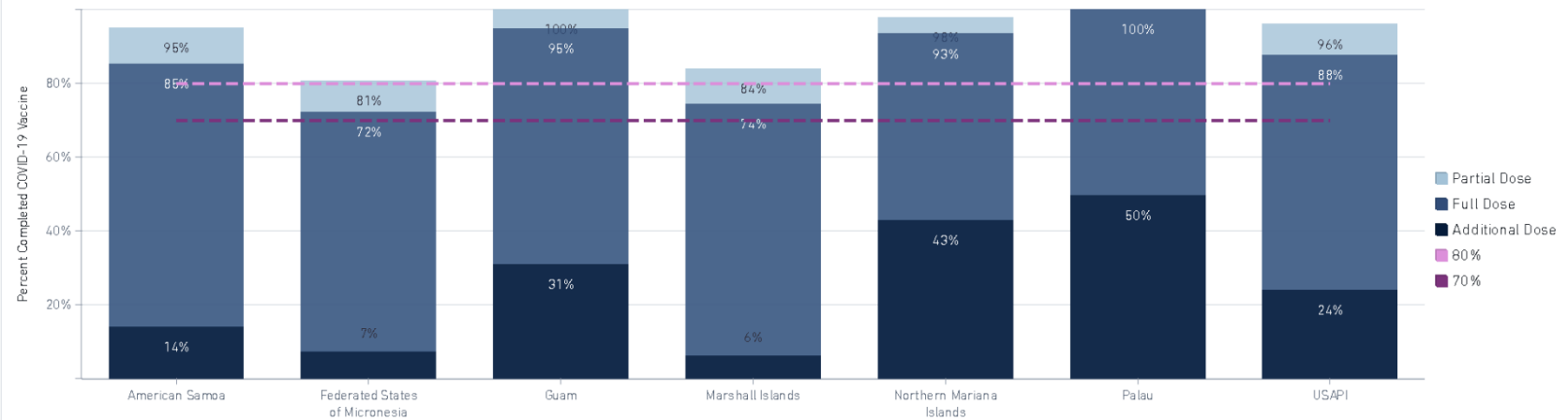


Source: Tiberius Dataset "Administration - Admin Zip - Reporting View"

Percentages are capped at 100%

## CDC/PIHOA one-on-one USAPI weekly check-ins Week: 1/8/2022-1/14/2022

Striving for 80%: USAPI 18+ COVID-19 Vaccine Progress



Metrics Include Jurisdiction, Pharmacy, and Federal Agency Data

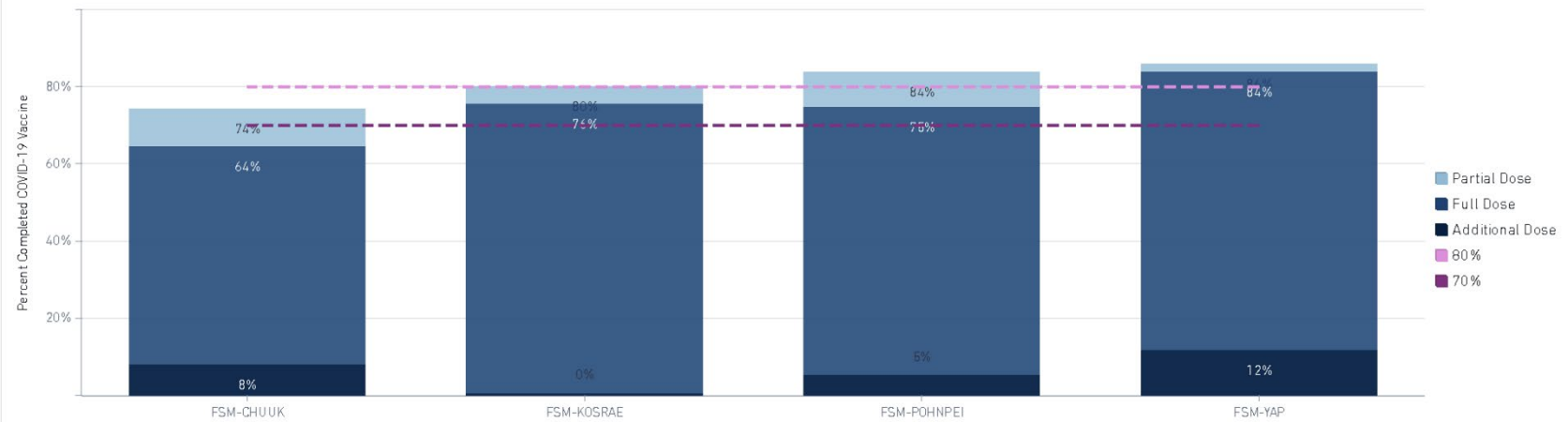
Source: Tiberius Dataset "Administration - Admin Awardee - Reporting View"

Percentages are capped at 100%

## CDC/PIHOA one-on-one USAPI weekly check-ins

### Week: 1/8/2022-1/14/2022

Striving for 80%: USAPI 18+ COVID-19 Vaccine Progress (FSM States)

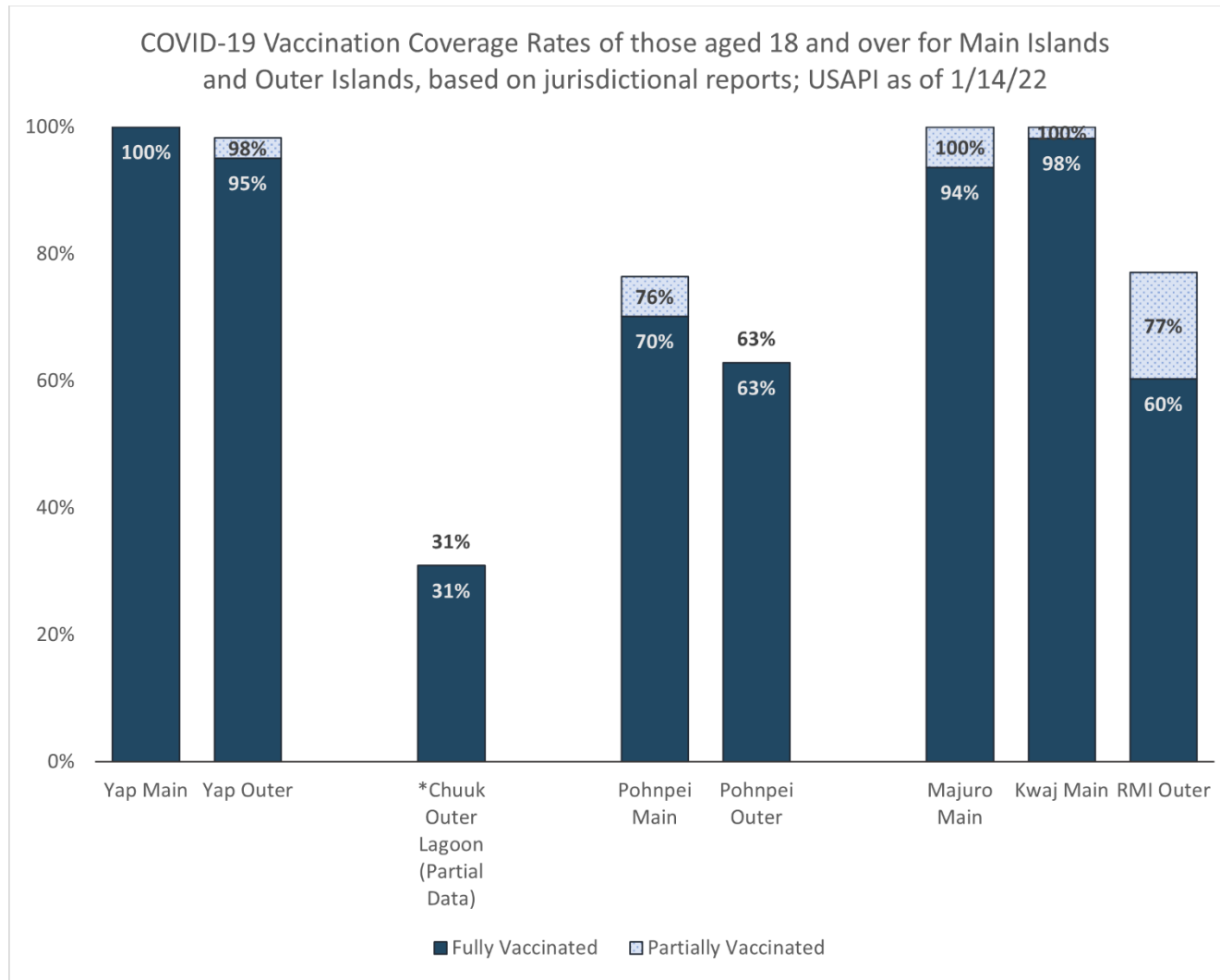


Source: Tiberius Dataset "Administration - Admin Zip - Reporting View"

Percentages are capped at 100%

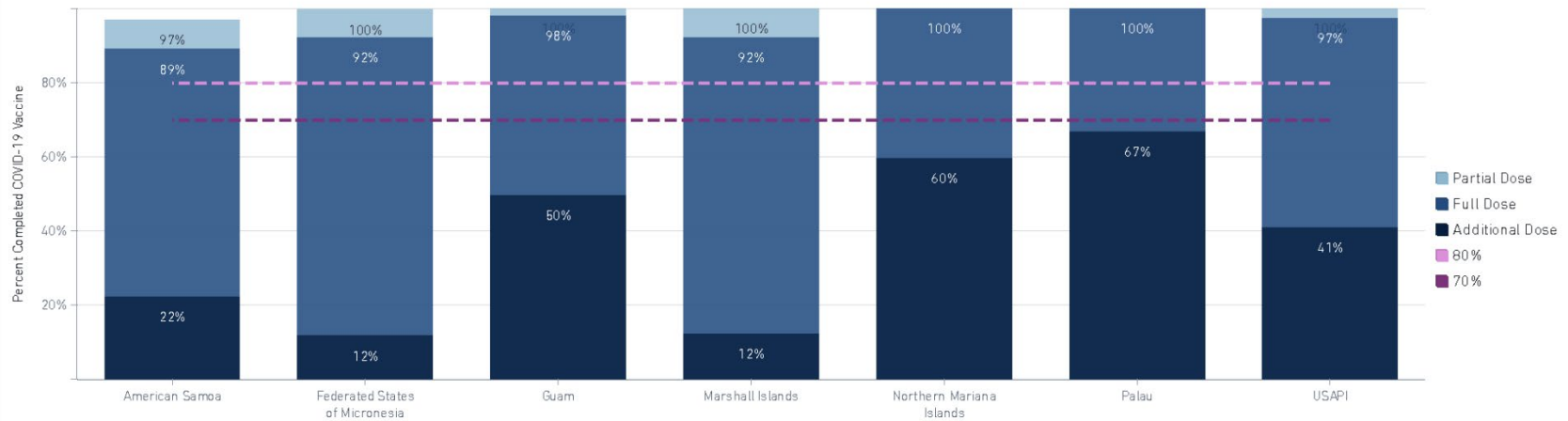


**CDC/PIHOA one-on-one USAPI weekly check-ins**  
**Week: 1/8/2022-1/14/2022**



## CDC/PIHOA one-on-one USAPI weekly check-ins Week: 1/8/2022-1/14/2022

Striving for 80%: USAPI 50+ COVID-19 Vaccine Progress



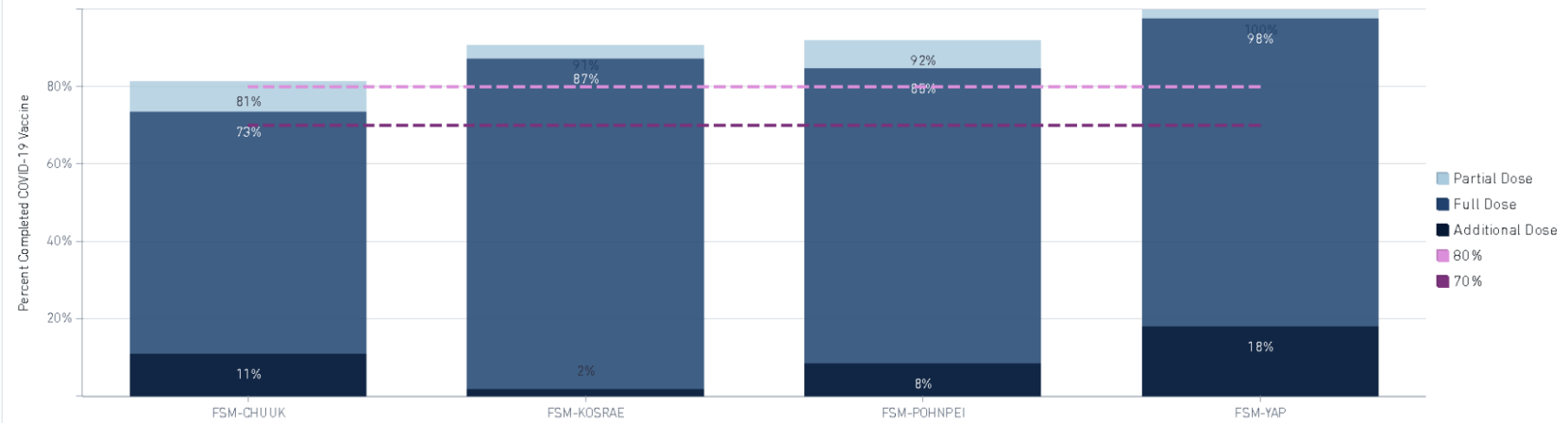
Metrics Include Jurisdiction, Pharmacy, and Federal Agency Data

Source: Tiberius Dataset "Administration - Admin Awardee - Reporting View"

Percentages are capped at 100%

## CDC/PIHOA one-on-one USAPI weekly check-ins Week: 1/8/2022-1/14/2022

USAPI COVID-19 Vaccine Progress: 50+ (FSM States)



Source: Tiberius Dataset "Administration - Admin Zip - Reporting View"

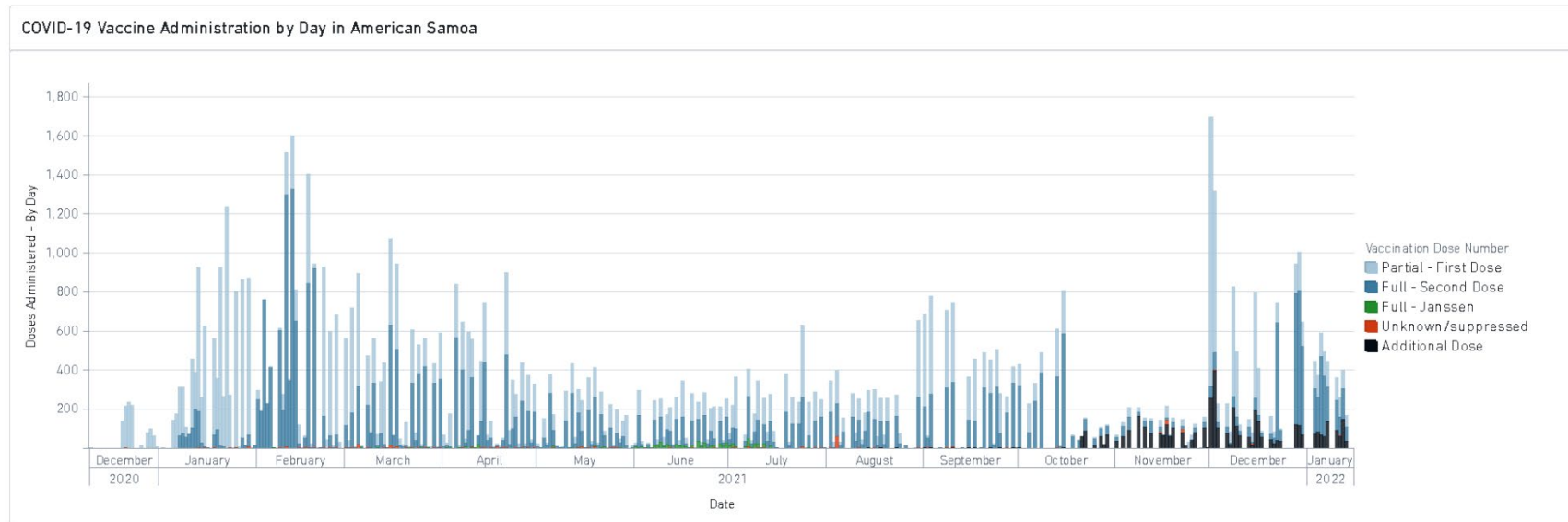
Percentages are capped at 100%

**CDC/PIHOA one-on-one USAPI weekly check-ins**  
**Week: 1/8/2022-1/14/2022**

By Jurisdiction:

---

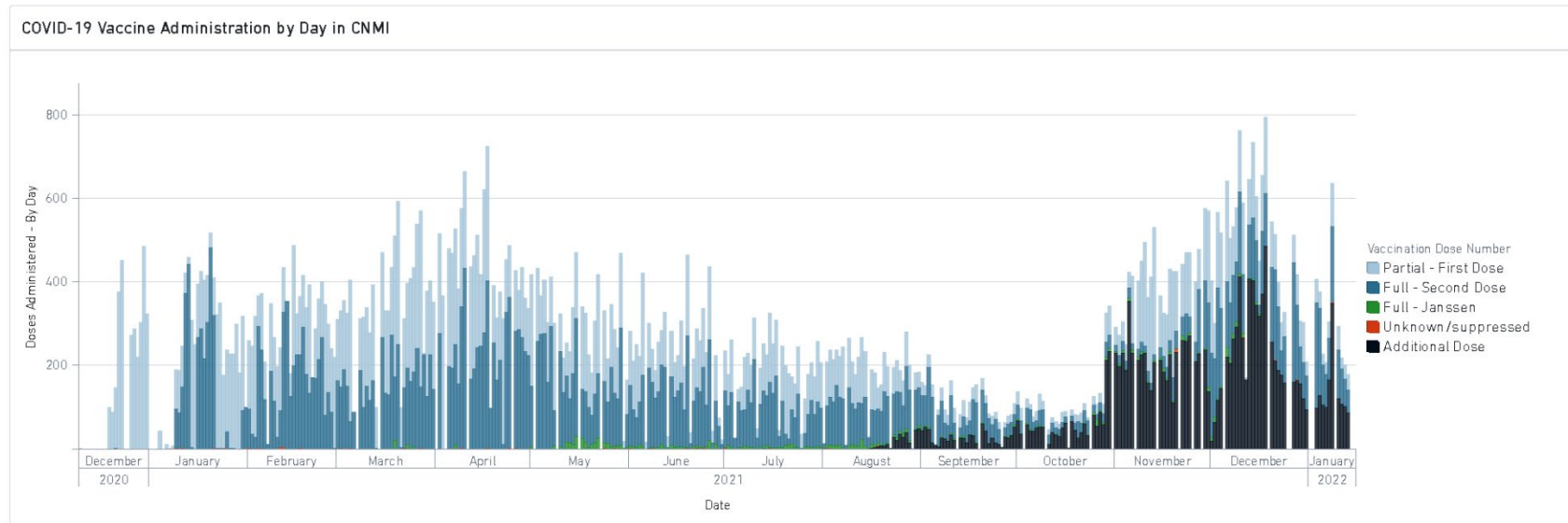
American Samoa



Source: Tiberius Dataset "Administration - Admin Awardee - Reporting View"

**CDC/PIHOA one-on-one USAPI weekly check-ins**  
**Week: 1/8/2022-1/14/2022**

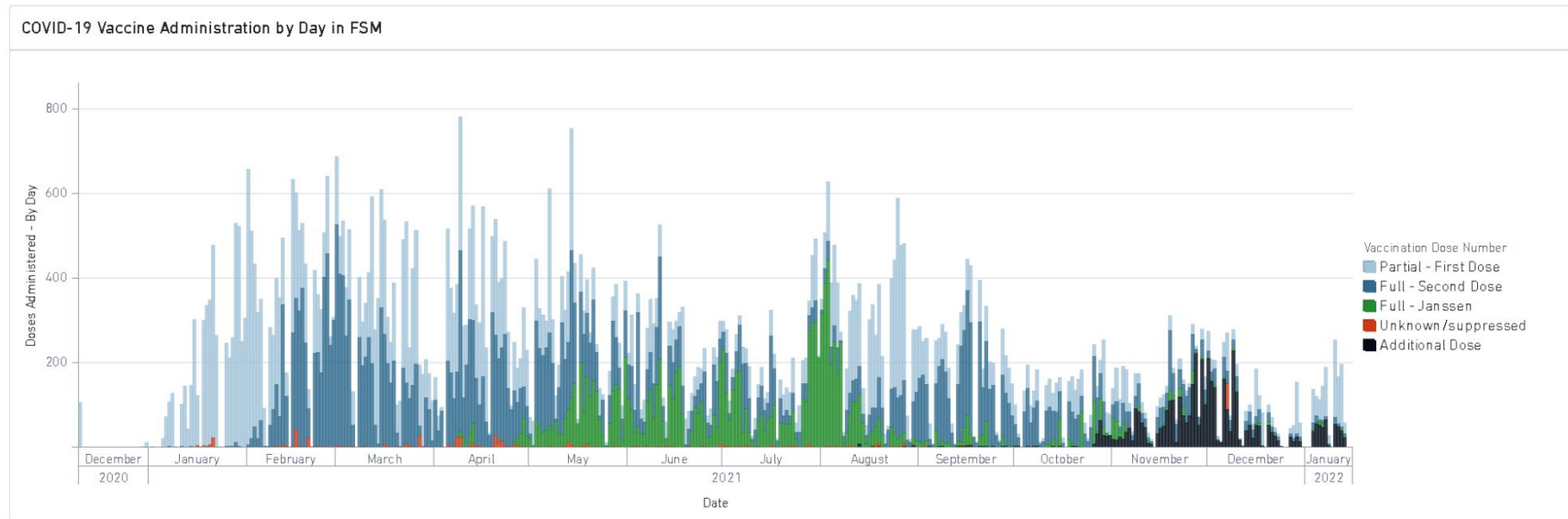
Commonwealth of the Northern Mariana Islands



Source: Tiberius Dataset "Administration - Admin Awardee - Reporting View"

**CDC/PIHOA one-on-one USAPI weekly check-ins**  
**Week: 1/8/2022-1/14/2022**

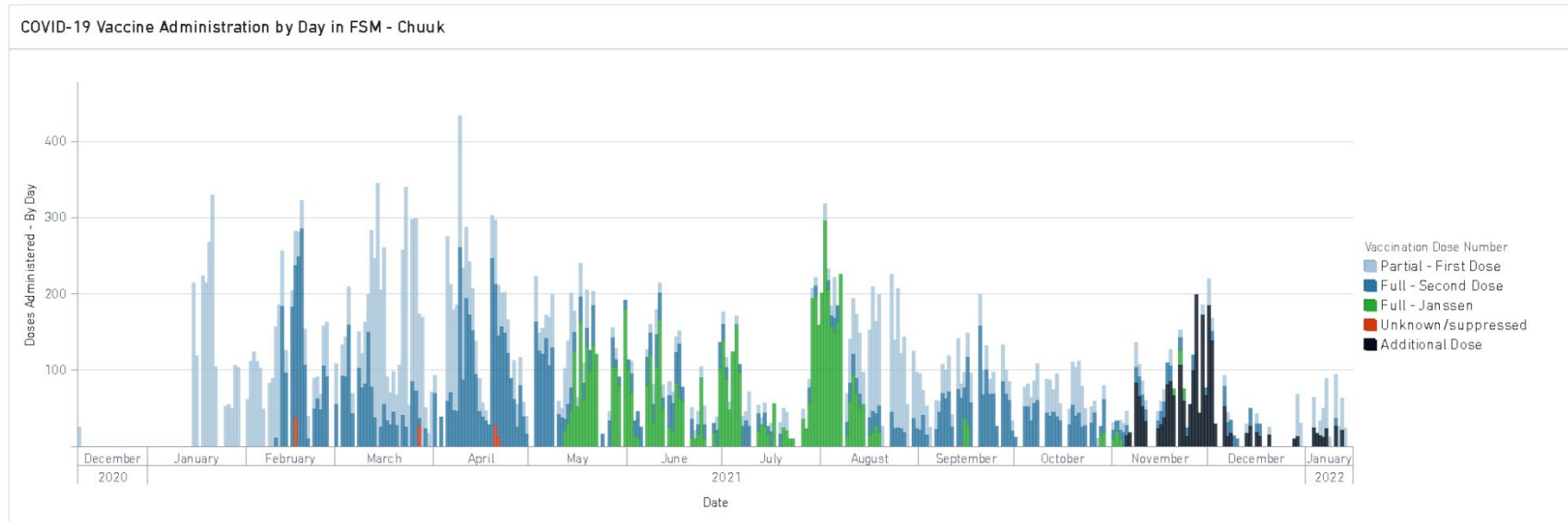
Federated States of Micronesia



Source: Tiberius Dataset "Administration - Admin Awardee - Reporting View"

**CDC/PIHOA one-on-one USAPI weekly check-ins**  
**Week: 1/8/2022-1/14/2022**

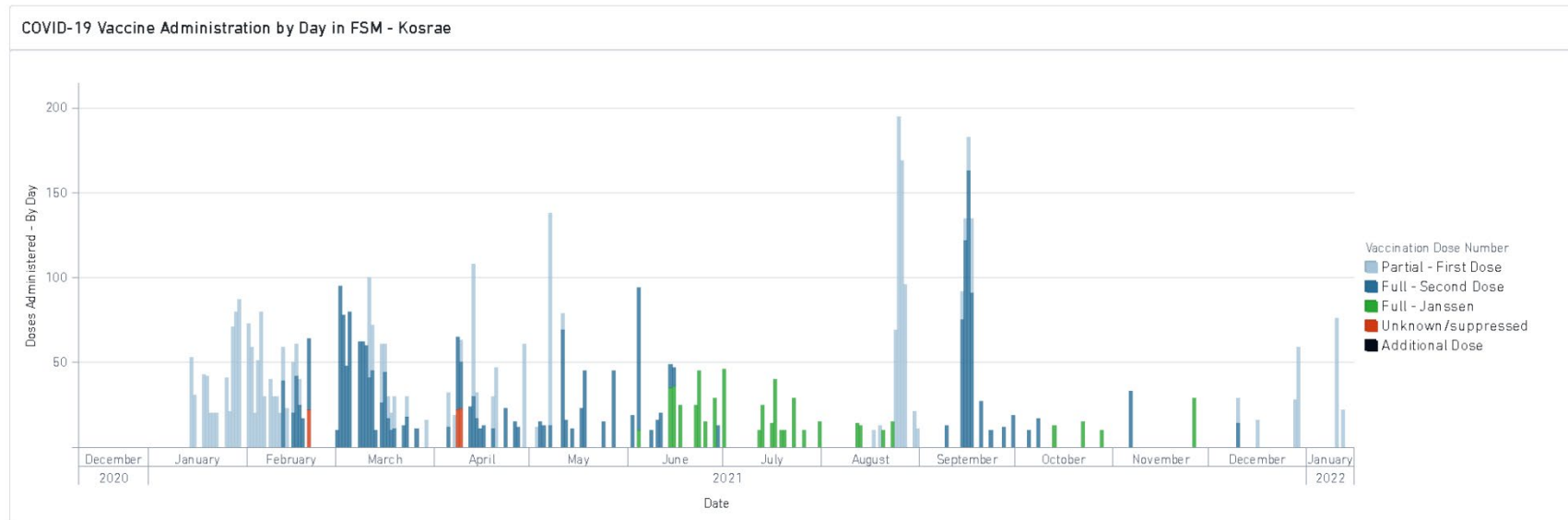
*Chuuk*



Source: Tiberius Dataset "Administration - Admin Zip - Reporting View"

**CDC/PIHOA one-on-one USAPI weekly check-ins**  
**Week: 1/8/2022-1/14/2022**

*Kosrae*

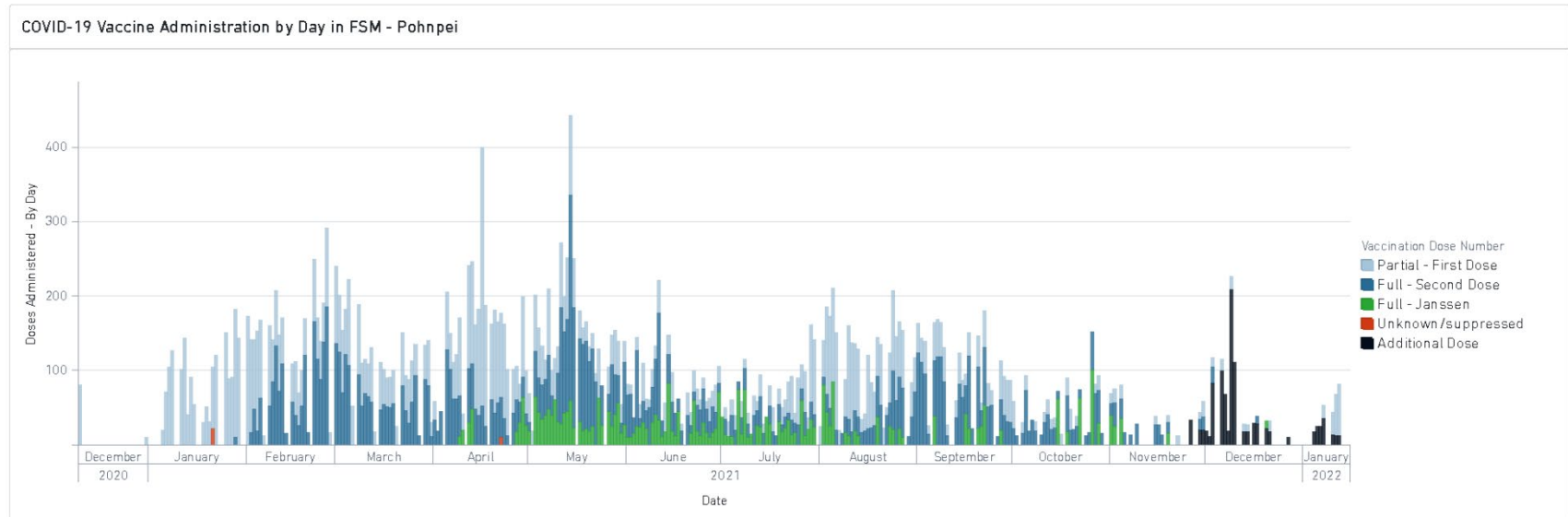


Source: Tiberius Dataset "Administration - Admin Zip - Reporting View"



**CDC/PIHOA one-on-one USAPI weekly check-ins**  
**Week: 1/8/2022-1/14/2022**

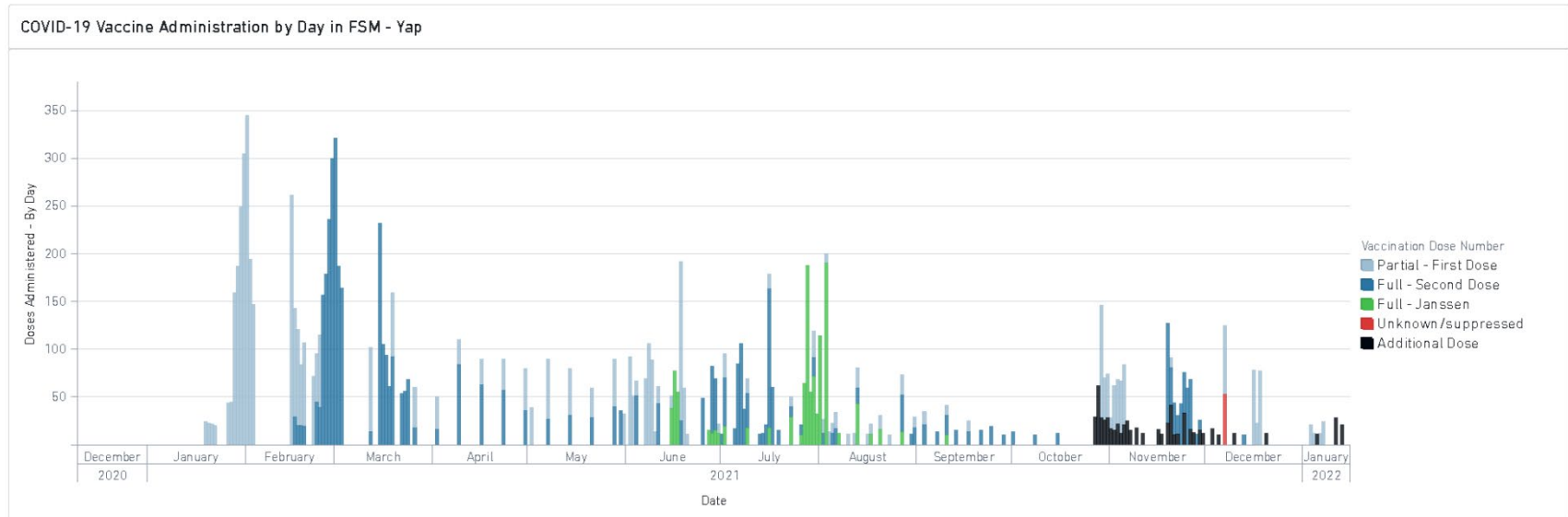
*Pohnpei*



Source: Tiberius Dataset "Administration - Admin Zip - Reporting View"

**CDC/PIHOA one-on-one USAPI weekly check-ins**  
**Week: 1/8/2022-1/14/2022**

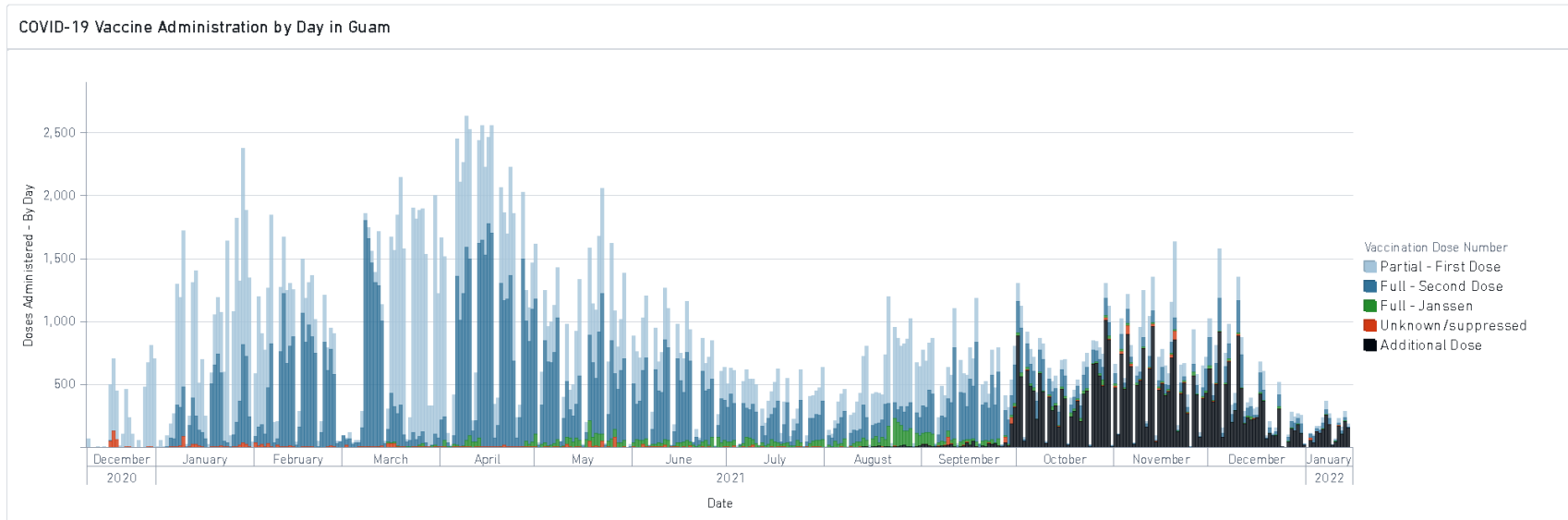
Yap



Source: Tiberius Dataset "Administration - Admin Zip - Reporting View"

**CDC/PIHOA one-on-one USAPI weekly check-ins**  
**Week: 1/8/2022-1/14/2022**

Guam

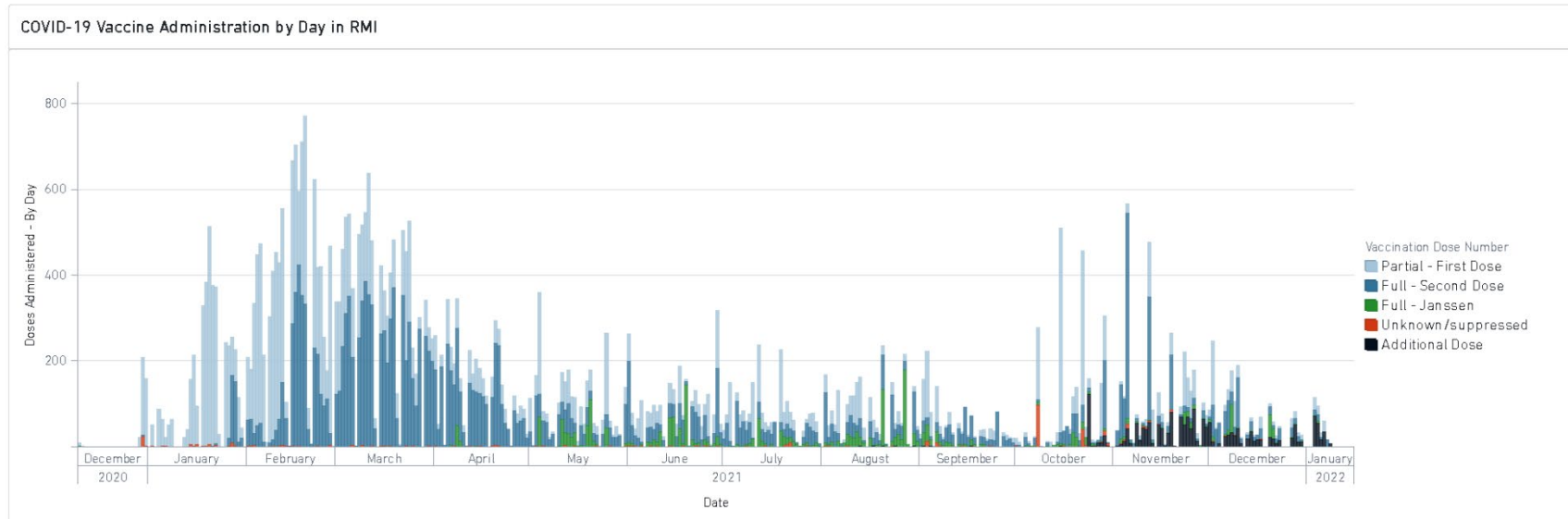


Source: Tiberius Dataset "Administration - Admin Awardee - Reporting View"

Metrics Include - Jurisdiction and Pharmacy Data, Exclude - Federal Agency Data

**CDC/PIHOA one-on-one USAPI weekly check-ins**  
**Week: 1/8/2022-1/14/2022**

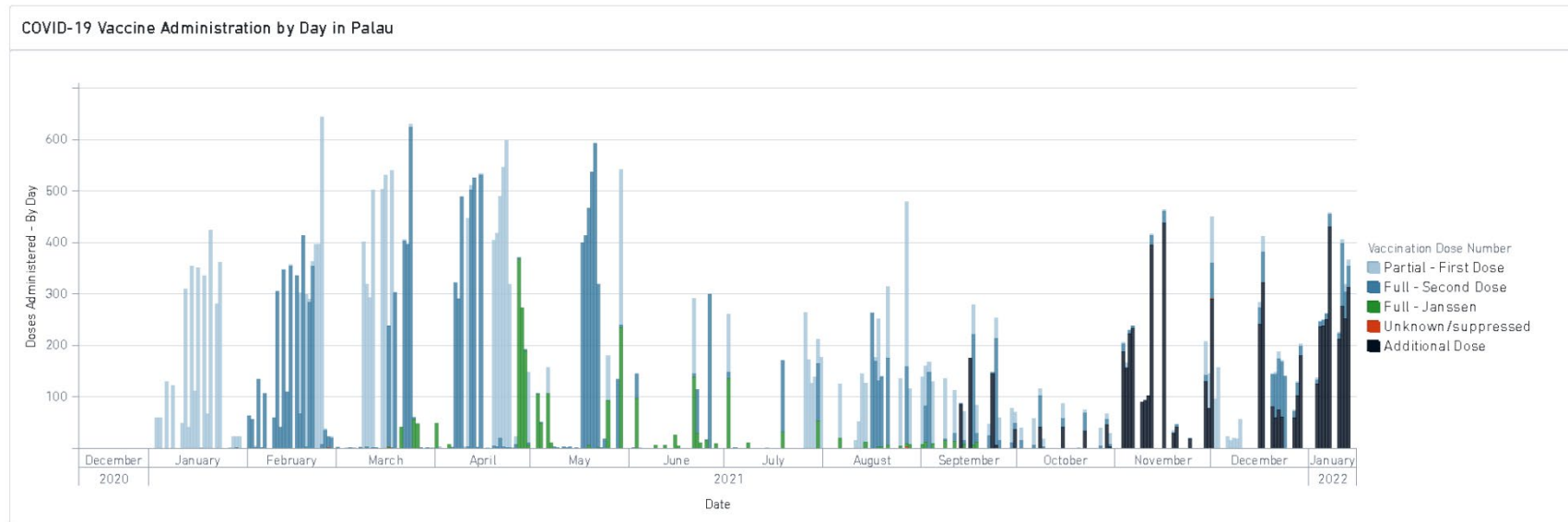
Republic of the Marshall Islands



Source: Tiberius Dataset "Administration - Admin Awardee - Reporting View"

**CDC/PIHOA one-on-one USAPI weekly check-ins**  
**Week: 1/8/2022-1/14/2022**

Republic of Palau



Source: Tiberius Dataset "Administration - Admin Awardee - Reporting View"

**CDC/PIHOA one-on-one USAPI weekly check-ins**  
**Week: 1/8/2022-1/14/2022**

**Sources:**

Population Metrics

Palau: 2015 census <https://www.palau.gov.pw/wp-content/uploads/2017/02/2015-Census-of-Population-Housing-Agriculture-.pdf>

FSM: 2010 census <https://www.fsmstatistics.fm/social/population-statistics/>

American Samoa: 2010 census <https://americansamoa.prism.spc.int/social/demography/population-by-age-group.html>

CNMI: 2015 census <https://cccguam.org/wp-content/uploads/CNMI-Statistical-Yearbook-2015-02.10.2017-nxp.pdf>

Guam: 2010 census <https://www.census.gov/data/datasets/2010/dec/guam.html>

RMI: 2010 census

FSM (States): 2010 census <https://www.fsmstatistics.fm/wp-content/uploads/2020/04/2010-Summary-Analysis-Key-Indicators.pdf>