

**CDC/PIHOA one-on-one USAPI weekly check-ins**  
**Week: 1/29/2022-2/4/2022**

**Regional Summary:**

- COVID-19 cases
  - Guam has reported 35,372 total cases and 296 deaths with 4,334 new cases (↓ from 4,572 last week) and 11 new deaths reported this week (↑ from 9 last week); test positivity 35.4% (↑ from 29.0% last week); 45 hospitalized cases (↑ from 37 last week)
  - CNMI has reported 5,687 total cases and 23 deaths; 995 new cases (↑ from 484 last week) and 0 new deaths this week (↓ from 1 last week); test positivity 16.2% (↑ from 12.2% last week); 10 hospitalized cases (↑ from 9 last week)
  - Palau has reported 2,352 total cases with 959 new cases reported this week (↓ from 1,060 last week); 3 cases hospitalized for COVID-19 (↑ from 2 last week; 14 other COVID-19 cases hospitalized for non-COVID-19-related conditions)
  - American Samoa has reported 22 total cases with 4 new cases reported this week: three passengers and one DOH staff member
  - FSM and RMI have had no community transmission with 0 new cases reported this week
- COVID-19 Vaccine distribution summary (See USAPI Vaccine Summary with 22 updated tables and figures listed below)
  - Pediatric formulation of the Pfizer vaccine was ordered and delivered to each of the 6 USAPI, pediatric vaccination campaigns have started in all jurisdictions except for most outer islands in FSM and RMI
  - Based on jurisdictional reports: a total of 288,000 people in the region are fully vaccinated (76.5% of all eligible individuals / +0.1%)
    - An additional 26,000 people in the region are partially vaccinated (7.1% of eligible individuals in the region)
    - Note: eligible individuals are 5+ for American Samoa, Chuuk, Northern Mariana Islands, Guam, Kosrae, Kwajalein, Majuro, Palau, Pohnpei and Yap
  - Based on data submitted into Tiberius via WebIZ: **84% of all people aged 5 years and older have had at least one dose of a COVID-19 vaccine; 74% are fully vaccinated.**
  - Current percentages of eligible population **aged 5 and over** fully vaccinated (from Tiberius via WebIZ)
    - **American Samoa: 87% (+1%)**
    - **FSM: Chuuk: 43% (+1%), Kosrae: 62% (+2%), Pohnpei: 49% (--%), Yap: 65% (+1%)**
    - **Guam: 85% (--%)**
    - **RMI: 51% (--%)**
    - **CNMI: 87% (+1%)**
    - **Palau: 100% (--%)**
  - Outer island vaccinations: Outer Island coverage rates from jurisdictional outer island outreach activities due to difficulty in determining denominators and true residence in Tiberius.
    - **RMI Outer Islands:** At least one dose **59% (--%)**; Fully **46% (--%)** (among those 12+)
    - **Yap Outer Islands:** At least one dose **98% (--%)**; Fully **95% (--%)** (denominators adjusted to locally collected denominators for 18+)
    - **Chuuk Outer Islands (out of the lagoon):** Fully **31% (--%)** (OI numbers are incomplete)
    - **Pohnpei Outer Islands:** Fully **63% (--%)** (denominator adjusted based on OI reports for 18+)
  - Boosters: A total of 86,617 boosters/additional doses have been provided across the USAPI: American Samoa: 5,185; FSM: 6,038; Guam: 45,505; RMI: 2,006; CNMI: 17,516; Palau: 10,367
- COVID-19 Containment strategies
  - Guam is allowing vaccinated travelers to enter without testing or quarantine and unvaccinated travelers with negative test 72 hours prior to arrival with 10-day home quarantine.
  - CNMI is allowing vaccinated travelers to enter without quarantine and unvaccinated travelers to enter with 5-day quarantine, both with testing on day 5.

## **CDC/PIHOA one-on-one USAPI weekly check-ins**

**Week: 1/29/2022-2/4/2022**

- Palau is running regular Guam and Taiwan flights with restriction of movement for vaccinated travelers with negative PCR test within 3 days of departure to Palau or negative antigen test within 1 day of departure to Palau and testing on day 4.
- AS is running HNL flights using “Talofa Pass” system with pre-travel testing and 7-day AS quarantine; flights from Samoa suspended due to lock-down in Samoa.
- RMI has regular repat flights ongoing with HNL/in-country quarantine and testing requirements.
- FSM continues smaller repat flights with Guam/FSM quarantine and testing requirements.
- COVID-19 Laboratory Testing capacity
  - Supplies of Abbott ID NOW, Abbott BinaxNOW, and GeneXpert are low in some USAPI as travel and outbreak testing demands increase; difficulties with procurement.

**CDC/PIHOA one-on-one USAPI weekly check-ins**  
**Week: 1/29/2022-2/4/2022**

<b>USAPI</b>	<b>COVID-19 cases</b>	<b>Testing</b>	<b>Containment</b>	<b>Community Mitigation</b>	<b>Medical Surge Preparedness</b>	<b>Vaccine Updates</b> (Jurisdictional Reports)
<b>AS</b>	22 total cases (all imported); 4 new cases reported this week among three travelers and one DOH staff	Stocks as of 2/4/22: Abbott ID NOW (412 available), GeneXpert (1,440 available), Abbott Binax NOW (12,730 available), BioFire (200 available) and ACCULA (700 available) testing on-island; 22,667 total samples have been tested; 613 in past week	Borders remain closed to normal travel; Apia flights suspended due to lock-down in Samoa; HNL flights resumed; "Talofa Pass" for travelers: eligible pax must be fully vaccinated, 3x tests prior to departure, 7-day AS quarantine on arrival with testing; 277 in quarantine	Social distancing measures have been relaxed and American Samoa is currently at "code blue"; pandemic declaration extended to 3/10	46 ventilators functional at LBJ (45 available); 132 beds (51 available); 7 ICU beds (2 available); 8 total isolation COVID beds in COVID tent outside of LBJ (8 available)  mAb in stock: 522 mAb used in past week: 0 Week (1/16 - 1/22)	<b>Partially vaccinated:</b> 2,692 (as of 1/24)  <b>Fully vaccinated:</b> 38,514 (as of 1/24)  <b>% 5+ fully vaccinated:</b> 90.7%  <b>% 5+ at least one dose:</b> 84.8%
<b>CNMI</b>	5,687 total cases with 23 deaths and 4,322 recovered; 995 new cases (↑ from 484 last week) and 0 new deaths this week (↓ from 1 last week)	Stocks as of 1/20/22: Abbott ID NOW (24 available), GeneXpert (1,730 available), Abbott Binax NOW (5,080 available), Biofire (360 available), and Solgent (218 available) testing on-island; 123,572 total samples have been tested; 5,769 tests run in the past week; 16.2% positivity rate (↑ from 12.2% last week)	Fully vaccinated travelers must test on arrival and day 5 post-arrival; unvaccinated travelers are required to complete a 5-day quarantine with day 5 test out; 1,342 cases in isolation	CNMI has social distancing measures in place in schools, businesses, etc.	10 hospitalized cases (↑ from 9 last week)  46 usable ventilators; at CHCC- 75 hospital beds, 8 ICU beds; Kanoa Resort is set up as an alternative care site: ICU, medical ward, and step-down units; medical tent is outside hospital with 40 beds  mAb in stock: 556 mAb used in past week: 90 Week (1/16 - 1/22)	<b>Partially vaccinated:</b> 1,275 (as of 2/4)  <b>Fully vaccinated:</b> 42,958 (as of 2/4)  <b>% 5+ fully vaccinated:</b> 99.7%  <b>% 5+ at least one dose:</b> >100%

**CDC/PIHOA one-on-one USAPI weekly check-ins**  
**Week: 1/29/2022-2/4/2022**

<b>Guam</b>	35,372 total cases with 296 deaths and 28,332 recovered; 4,334 new cases (↓ from 4,572 last week) and 11 new deaths this week (↑ from 9 last week)	Stocks as of 2/3/22: ABI 7500 (6,943 available), Abbott ID NOW (60 available), GeneXpert (719 available), Abbott Binax NOW (0 available), Cue (567 available), and BD Veritor (178 available); 393,042 diagnostic tests conducted; 12,563 this week; 35.4% positivity rate (↑ from 29.0% last week)	Unvaccinated travelers entering Guam: 10-day home quarantine unless test 72 hours prior to departure; Vaccinated travelers: no quarantine with proof of vaccination; 6,744 cases in isolation (5,822 home isolation, 43 facility isolation, 834 military isolation)	Guam remains in PCOR-3 although further restrictions have been put into place such as vaccine mandates to enter restaurants, bars, etc.	45 hospitalized cases (↑ from 37 last week)  mAb in stock: 149 mAb used in past week: 148 Week (1/16 - 1/22)	<b>Partially vaccinated:</b> 6,855 (as of 2/4)  <b>Fully vaccinated:</b> 121,056 (as of 2/4)  <b>% 5+ fully vaccinated:</b> 86.4%  <b>% 5+ at least one dose:</b> 91.3%
<b>Chuuk</b>	0 cases	Stocks as of 1/26/22: GeneXpert (1,440 available), Abbott Binax NOW (720 available), and BioFire (150 available) testing on-island; travel testing with antigen, frontline workers sporadic testing; running ~90 tests per week	Borders remain closed; 22 total individuals have been repatriated; day 7 and 14 testing for repatriation	Education is being conducted in communities; risk communication ongoing with repatriation; social distancing is being encouraged but not enforced	21 working ventilators at hospital: 104 beds in shared wards, 9 ICU beds, 14 beds in isolation rooms, no negative air flow, 6 dedicated PUI/COVID-19 rooms + plan to use for mAb  mAb in stock: 75 mAb used in past week: 0 Week (1/16 - 1/22)	<b>Partially vaccinated:</b> 5,585 (as of 2/4)  <b>Fully vaccinated:</b> 18,302 (as of 2/4)  <b>% 5+ fully vaccinated:</b> 42.9%  <b>% 5+ at least one dose:</b> 56.0%

**CDC/PIHOA one-on-one USAPI weekly check-ins**

**Week: 1/29/2022-2/4/2022**

<b>Kosrae</b>	0 cases	Stocks as of 2/3/22: Abbott ID NOW (118 available), GeneXpert (1,903 available), Abbott Binax NOW (0 available) Panbio (234 available) and BD Veritor (660 available) testing on-island; mostly travel testing currently; running ~50 tests per week	Borders remain closed; 7 repatriation flights conducted (~131 persons); current repat protocols involve 10 days quarantine in Guam and 7 days (fully vaccinated) or 14 days (unvaccinated) quarantine in Kosrae	Community-level education by Risk Communication Committee; social distancing is being encouraged but not enforced	3 FEMA vents on-island; 45 hospital beds (2 ICU), 5 isolation rooms with no negative air flow; new quarantine facility completed	<b>Partially vaccinated:</b> 360 (as of 2/4)  <b>Fully vaccinated:</b> 3,730 (as of 2/4)  <b>% 5+ fully vaccinated:</b> 70.6%  <b>% 5+ at least one dose:</b> 77.4%
<b>Pohnpei</b>	0 cases	Stocks as of 12/3/21: Abbott ID NOW (0 available), GeneXpert (1,334 available), and Abbott Binax NOW (2,231 available) testing on-island; 3,105 total tests conducted on-island; mostly travel testing currently; running ~90 tests per week	Borders remain closed; several small repatriation flights have now been conducted from Guam; current repat protocols involve 10 days quarantine in Guam and 7 days in Pohnpei	Designated team developed for risk communication and currently conducting community education	14 total vents; 98 hospital beds (no ICU beds), 4 isolation rooms at hospital with negative air flow; MMA isolation center near the airport with 40 units; China Star hotel is a quarantine site (26 rooms)  mAb in stock: 298 mAb used in past week: 0 (For all of FSM excl. Chuuk and Yap) Week (1/16 - 1/22)	<b>Partially vaccinated:</b> 4,238 (as 2/4)  <b>Fully vaccinated:</b> 16,272 (as of 2/4)  <b>% 5+ fully vaccinated:</b> 50.3%  <b>% 5+ at least one dose:</b> 63.4%

# CDC/PIHOA one-on-one USAPI weekly check-ins

Week: 1/29/2022-2/4/2022

<b>Yap</b>	0 cases	Stocks as of 1/26/22: Abbott ID NOW (168 available), GeneXpert (3,070 available), BD Veritor (210 available), and Abbott Binax NOW (1,507 available), BioFire (24 available) testing on-island; mainly travel and frontline testing; 4,075 tests to date, all negative; run ~60 tests/week; working on lab expansion	Borders remain closed; 105 total repatriated; Yap repat protocols require 10-day quarantine in Guam and 14 days in Yap with testing days 2, 7, and 13; repatriations from Guam and Palau cancelled, plan to establish pre-departure quarantine in Palau	Social distancing is being encouraged but not enforced; community education is ongoing (currently focused on vaccines) and expanded to outer islands	20 working ventilators on-island; 38 hospital beds, 2 isolation rooms with negative air flow; working to establish permanent quarantine and isolation facilities; working on improved iso wards and oxygen generation facility  mAb in stock: 77 mAb used in past week: 0 Week (1/16 - 1/22)	<b>Partially vaccinated:</b> 1,111 (as of 2/4)  <b>Fully vaccinated:</b> 6,734 (as of 2/4)  <b>% 5+ fully vaccinated:</b> 72.2%  <b>% 5+ at least one dose:</b> 84.1%  *Vaccination data corrected
<b>Palau</b>	2,352 total cases with 0 deaths and 946 recovered; 959 new cases reported this week (↓ from 1,060 last week)	Stocks as of 12/7/21: Roche LightCycler 480 (1,700 available), Abbott ID NOW (332 available), GeneXpert (3,910 available), Abbott Binax NOW (4,240 available) and BioFire (233 available) testing on-island; 23,257 total tests conducted; 2,705 tests run in past week	Some passenger flights (Guam, Taiwan) and military flights ongoing; vaccinated travelers from Guam have no quarantine; 8,760 inbound travelers since April 2020; 1,406 in isolation	As of 1/14/22, mandate face mask wearing in all indoor facilities, at all outdoor gatherings of 20+ people, physical distancing of 3-6 feet	3 cases hospitalized for COVID-19 (↑ from 2 last week; 14 other COVID-19 cases hospitalized for non-COVID-19-related reasons)  80 hospital beds, 4 ICU beds, 5 isolation rooms with negative air flow; various quarantine sites available; 36 working ventilators on-island  mAb in stock: 612 mAb used in past week: 8 Week (1/16 - 1/22)	<b>Partially vaccinated:</b> no longer reported  <b>Fully vaccinated:</b> 16,974 (as of 2/2)  <b>% 5+ fully vaccinated:</b> >100%

# CDC/PIHOA one-on-one USAPI weekly check-ins

Week: 1/29/2022-2/4/2022

<b>RMI-Majuro +OI</b>	0 cases	Stocks as of 1/31/22: Abbott ID NOW (0 available), GeneXpert (270 available), BioFire (171 available), and Abbott Binax NOW (160 available) testing on-island; running ~170 tests per week	Borders are closed until at least 2/28/22; Travel Advisory #35 in effect; HNL repat is ongoing [7 days HNL facility Q +14 days facility Q w/ multiple tests]; 1,115 (1,012 repat, 103 marine sector) individuals released; 62 (62 repat; 0 marine sector) in quarantine	Multiple media strategies including community meetings; normal activities have resumed; social distancing being encouraged but not enforced	20 total vents on-island; 108 hospital beds (3 ICU), 8 isolation rooms (1 with negative air flow); new isolation building (8 isolation rooms with negative air flow) completed; new quarantine facility (24 beds) built and old facility still usable (80 beds)  mAb in stock: 96 mAb used in past week: 0 (For all of RMI) Week (1/16 - 1/22)	<b>Partially vaccinated:</b> 3,298 (as of 1/30)  <b>Fully vaccinated:</b> 17,971 (as of 1/30)  <b>% 5+ fully vaccinated:</b> 55.0%  <b>% 5+ at least one dose:</b> 65.1%
<b>RMI-Kwaj</b>	4 cases (4 imported; identified in quarantine facility)	Stocks as of 1/31/22: Abbott ID NOW (0 available), GeneXpert (24 available), and Abbott Binax NOW (2,000 available) testing on-island; running ~50 tests per week	Borders are closed until at least 2/28/22; Travel Advisory #35 in effect; 1,615 individuals have been repatriated to Kwajalein base; 35 currently in quarantine	Limited social distancing occurring but implementing some safety measures	13 vents on-island; isolation facility is being built and renovated TB trailer is being prepared (6 beds) for temporary isolation	<b>Partially vaccinated:</b> 846 (as of 1/30)  <b>Fully vaccinated:</b> 5,926 (as of 1/30)  <b>% 5+ fully vaccinated:</b> 64.1%  <b>% 5+ at least one dose:</b> 73.2%

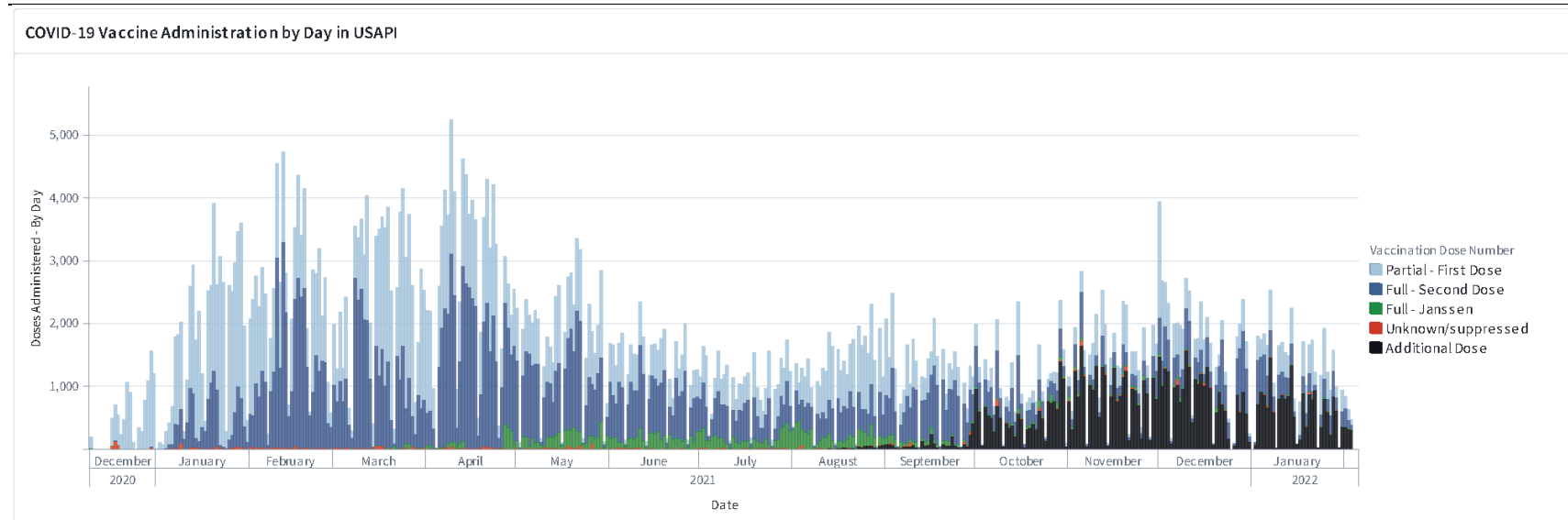
**CDC/PIHOA one-on-one USAPI weekly check-ins**  
**Week: 1/29/2022-2/4/2022**

## USAPI Vaccine Summary Tables and Charts:

*\*Note that all data except for those detailing Outer Island coverage rates comes directly from Tiberius. Thank you to Katrina Myers and the entire USAPI Tiberius Team for helping assemble "Dr. B's Famous Slide-set." Thank you to the jurisdictions who enter this data into WebIZ each day to keep it up to date.*

*\*Outer Island data was provided by each jurisdiction based on their outer island outreach activities. Because of this, there may be discrepancies between the two data sets (Tiberius and the Jurisdiction Outer Island Data). Also, some jurisdictions have yet to report their data in detail. Thank you to Dr. Haley Cash for assembling the Outer Island table and each of the jurisdictions for collecting and reporting this unique, yet important data.*

### US-affiliated Pacific Islands Region

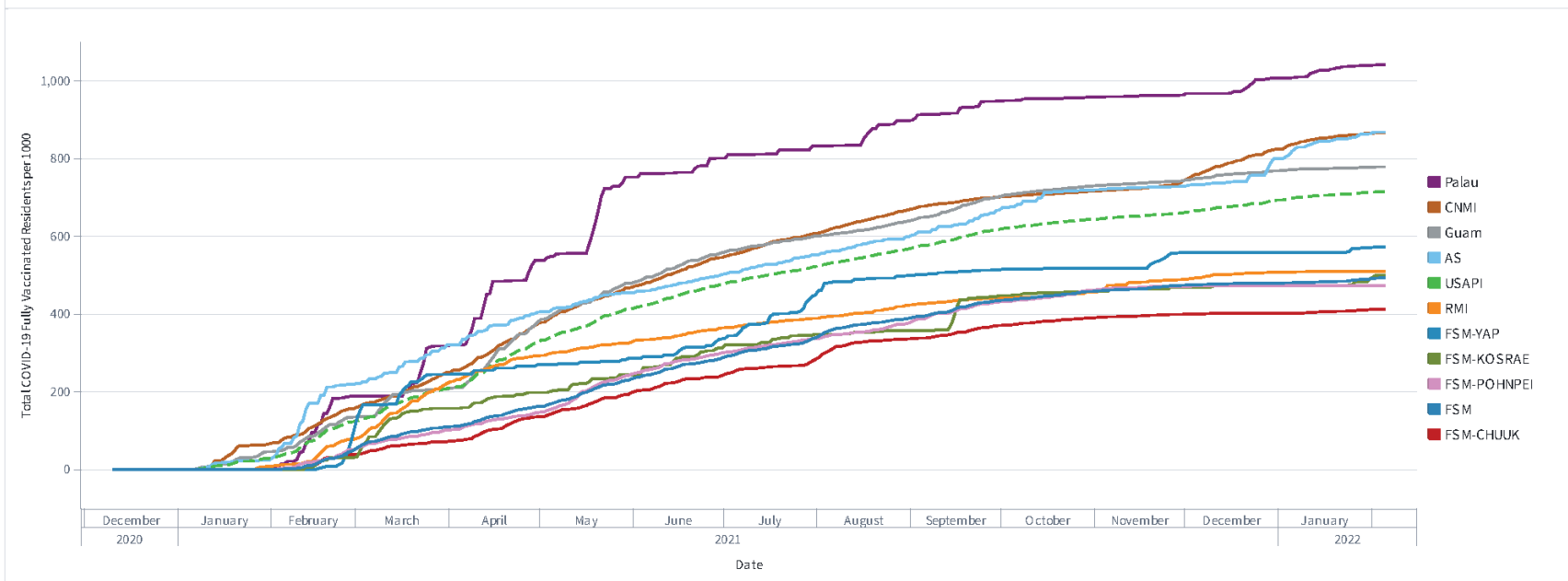


Source: Tiberius Dataset "Administration - Admin Awardee - Reporting View"

Metrics Include - Jurisdiction and Pharmacy Data, Exclude - Federal Agency Data

## CDC/PIHOA one-on-one USAPI weekly check-ins Week: 1/29/2022-2/4/2022

Cumulative COVID-19 Fully Vaccinated Residents in USAPI (per 1000 eligible residents)



Metrics Include - Jurisdiction and Pharmacy Data, Exclude - Federal Agency Data

Eligible Population - 5+ yrs

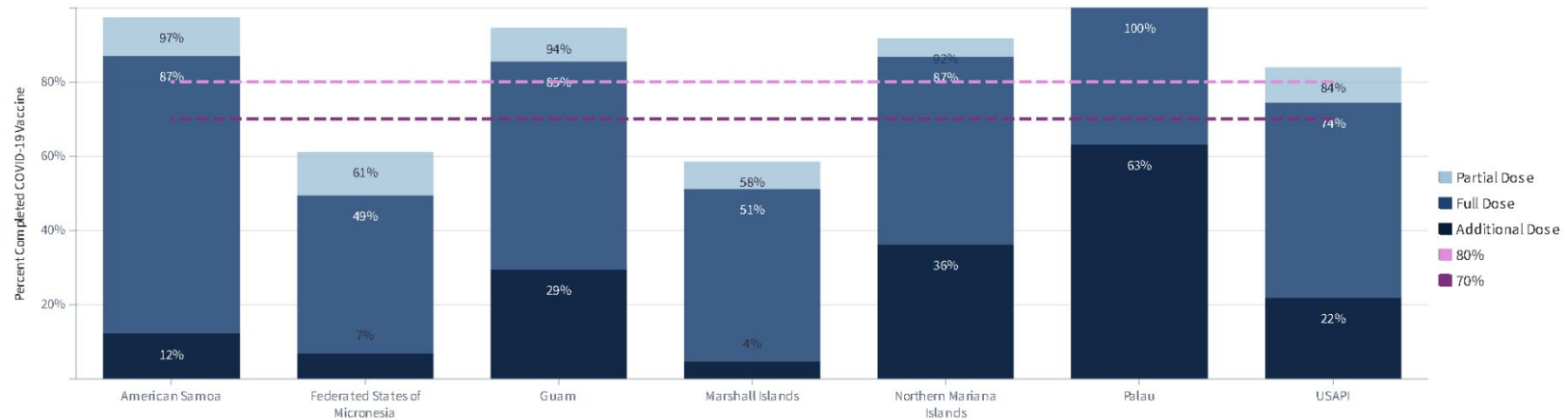
Source: Tiberius Dataset "Awardee Vaccine Metrics - Reporting View"

**CDC/PIHOA one-on-one USAPI weekly check-ins**  
**Week: 1/29/2022-2/4/2022**

Jurisdiction	Population Aged 5+	Fully Vaccinated	Percent Fully Vaccinated	Partially Vaccinated	Percent Partially Vaccinated	Additional Doses	Percent With Additional Dose	Unvaccinated	Percent Unvaccinated
American Samoa	43,110	37,451	87%	41,989	97%	5,185	12%	1,121	3%
FSM-CHUUK	43,093	18,499	43%	23,606	55%	2,956	7%	19,487	45%
FSM-KOSRAE	5,861	3,630	62%	4,095	70%	96	2%	1,766	30%
FSM-POHNPEI	32,193	15,891	49%	20,190	63%	1,689	5%	12,003	37%
FSM-YAP	10,226	6,620	65%	7,449	73%	1,297	13%	2,777	27%
Guam	154,941	132,178	85%	146,313	94%	45,505	29%	8,628	6%
Marshall Islands	45,415	23,194	51%	26,520	58%	2,006	4%	18,895	42%
Northern Mariana Islands	48,632	42,173	87%	44,618	92%	17,516	36%	4,014	8%
Palau	16,451	17,135	100%	19,820	100%	10,367	63%	0	0%
<b>USAPI</b>	<b>399,319</b>	<b>296,771</b>	<b>74%</b>	<b>334,600</b>	<b>84%</b>	<b>86,617</b>	<b>22%</b>	<b>64,719</b>	<b>16%</b>

## CDC/PIHOA one-on-one USAPI weekly check-ins Week: 1/29/2022-2/4/2022

Striving for 80%: USAPI 5+ COVID-19 Vaccine Progress



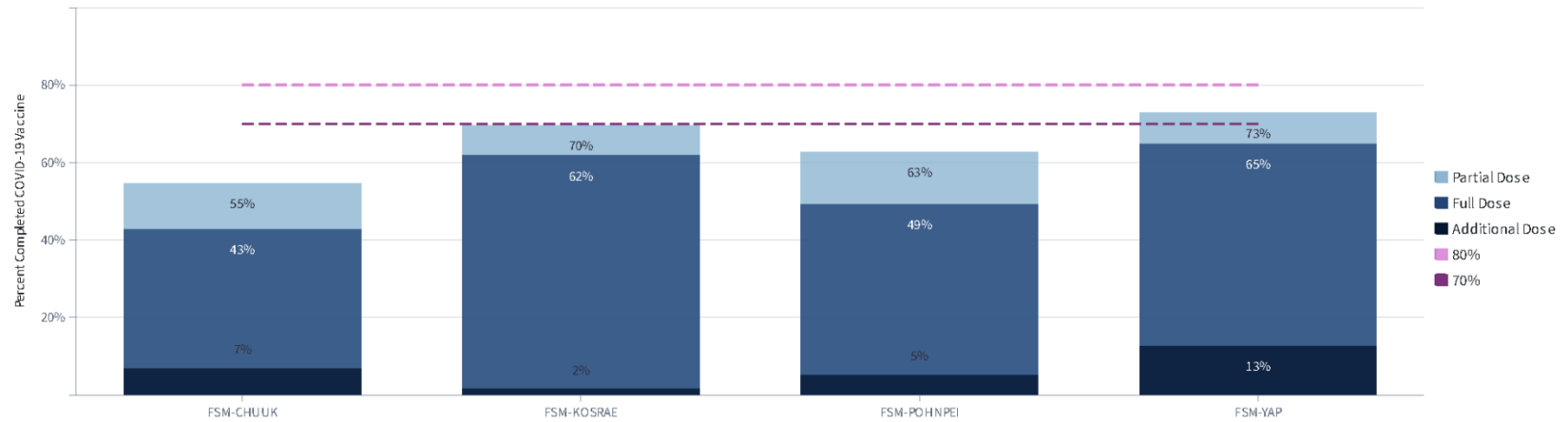
Metrics Include Jurisdiction, Pharmacy, and Federal Agency Data

Source: Tiberius Dataset "Administration - Admin Awardee - Reporting View"

Percentages are capped at 100%

## CDC/PIHOA one-on-one USAPI weekly check-ins Week: 1/29/2022-2/4/2022

Striving for 80%: USAPI 5+ COVID-19 Vaccine Progress (FSM States)

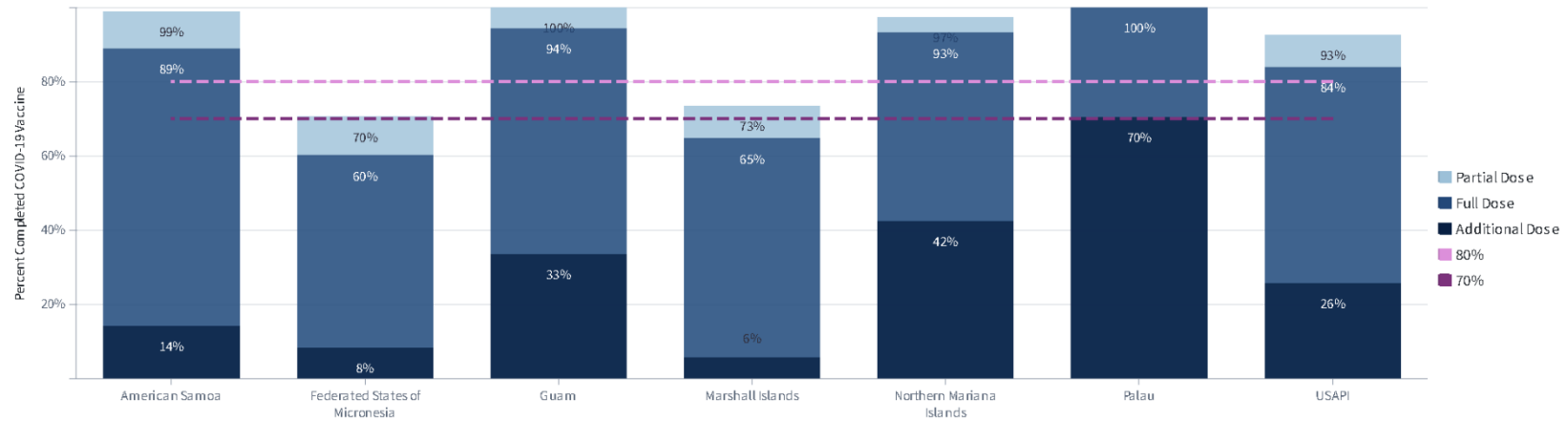


Source: Tiberius Dataset "Administration - Admin Zip - Reporting View"

Percentages are capped at 100%

## CDC/PIHOA one-on-one USAPI weekly check-ins Week: 1/29/2022-2/4/2022

Striving for 80%: USAPI 12+ COVID-19 Vaccine Progress



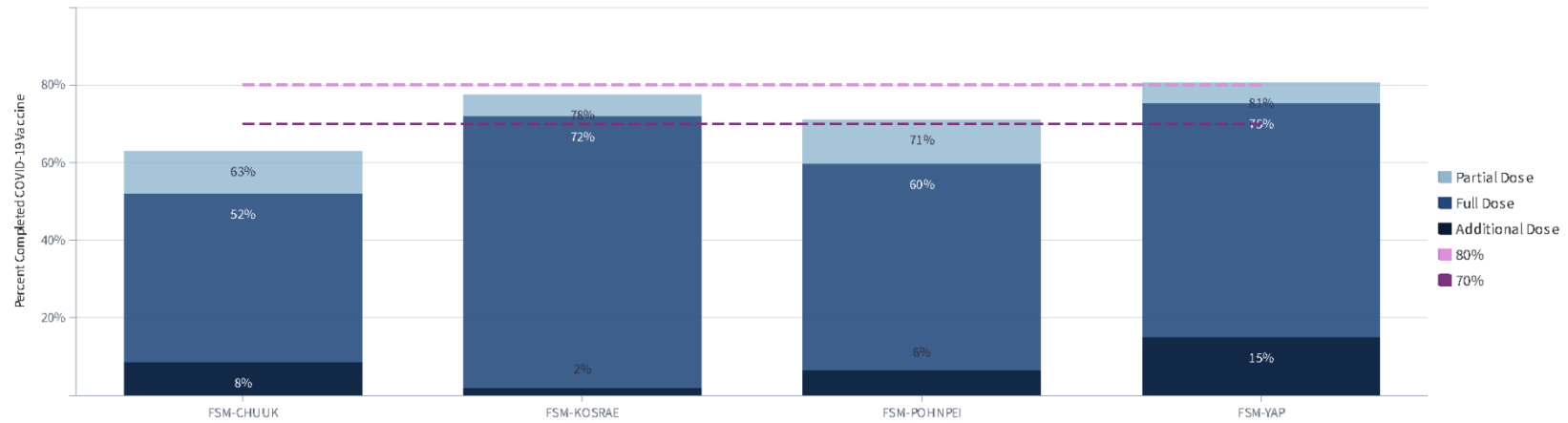
Metrics Include Jurisdiction, Pharmacy, and Federal Agency Data

Source: Tiberius Dataset "Administration - Admin Awardee - Reporting View"

Percentages are capped at 100%

## CDC/PIHOA one-on-one USAPI weekly check-ins Week: 1/29/2022-2/4/2022

Striving for 80%: USAPI 12+ COVID-19 Vaccine Progress (FSM States)

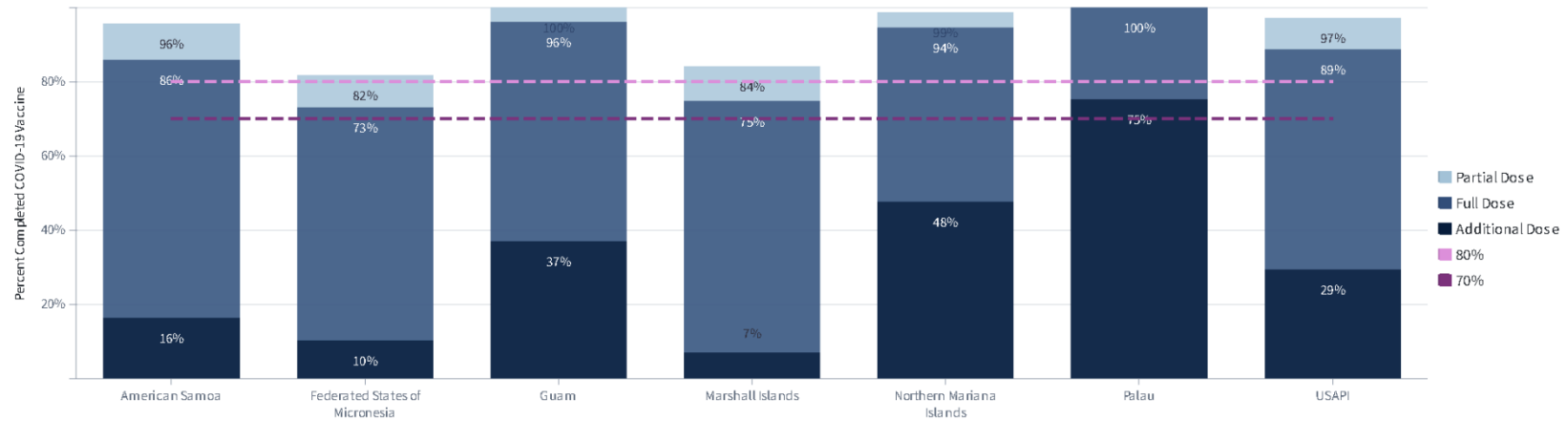


Source: Tiberius Dataset "Administration - Admin Zip - Reporting View"

Percentages are capped at 100%

## CDC/PIHOA one-on-one USAPI weekly check-ins Week: 1/29/2022-2/4/2022

Striving for 80%: USAPI 18+ COVID-19 Vaccine Progress



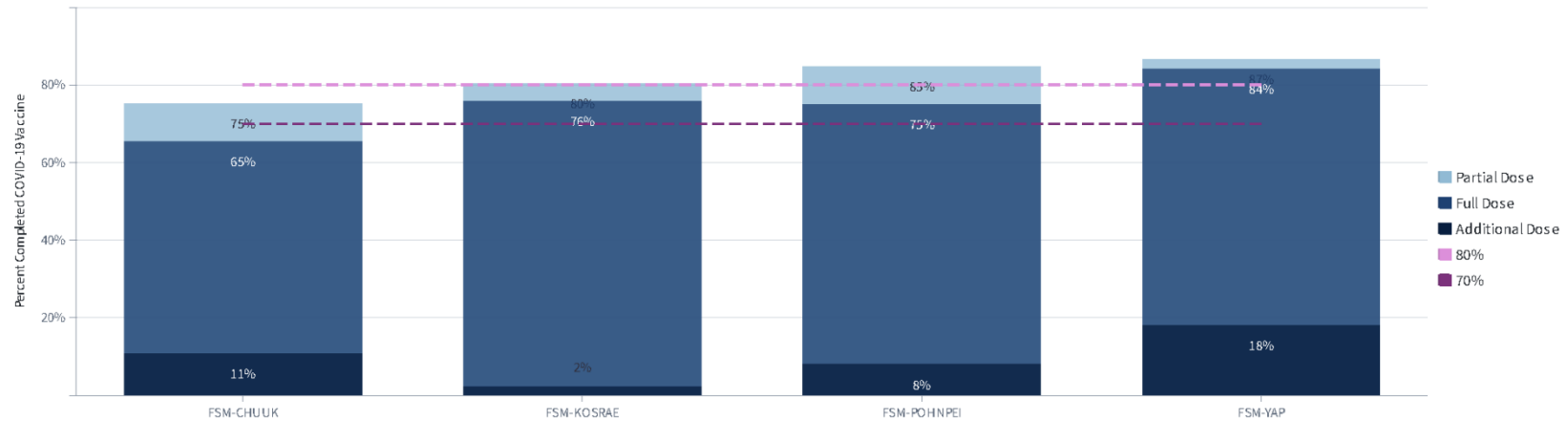
Metrics Include Jurisdiction, Pharmacy, and Federal Agency Data

Source: Tiberius Dataset "Administration - Admin Awardee - Reporting View"

Percentages are capped at 100%

## CDC/PIHOA one-on-one USAPI weekly check-ins Week: 1/29/2022-2/4/2022

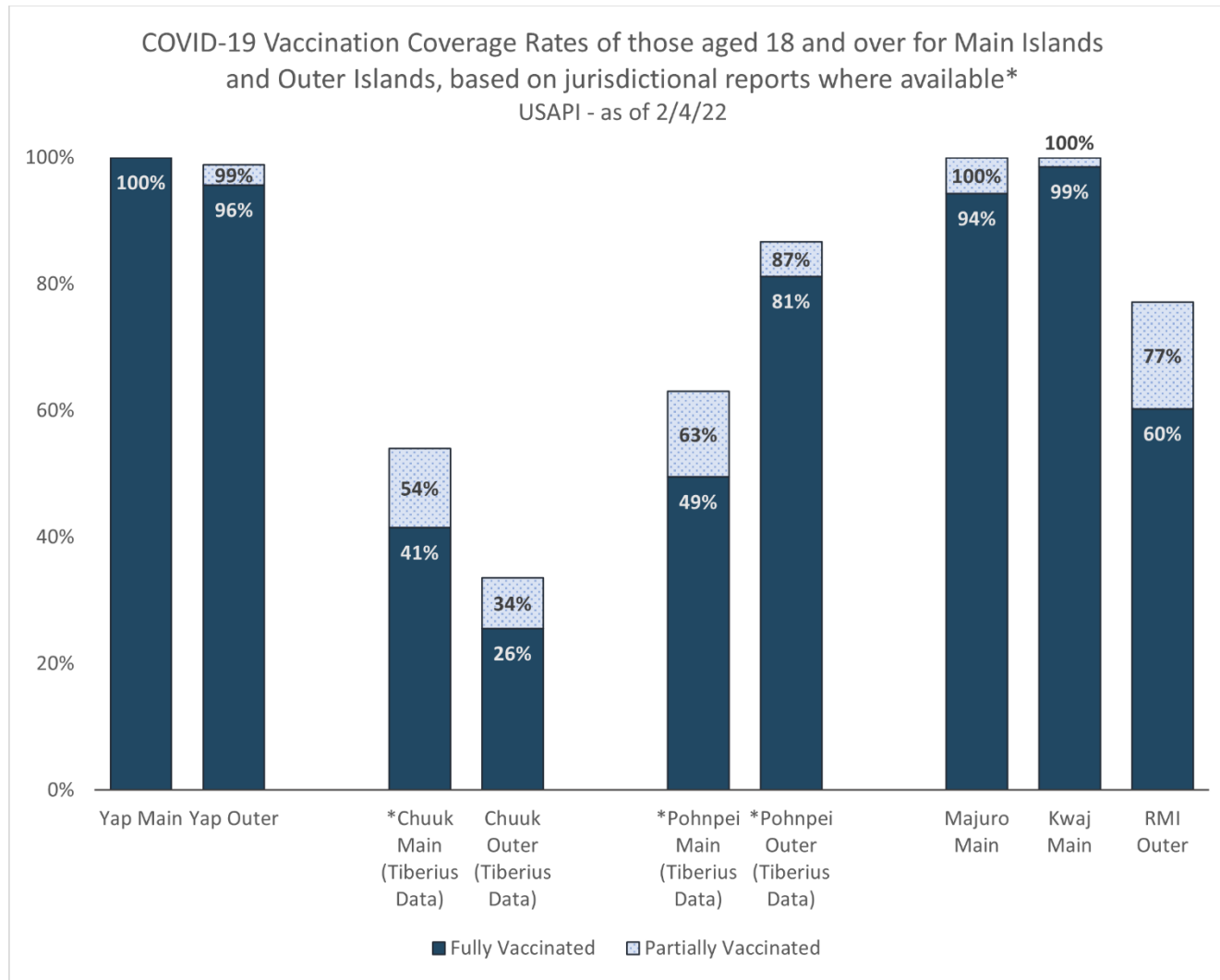
Striving for 80%: USAPI 18+ COVID-19 Vaccine Progress (FSM States)



Source: Tiberius Dataset "Administration - Admin Zip - Reporting View"

Percentages are capped at 100%

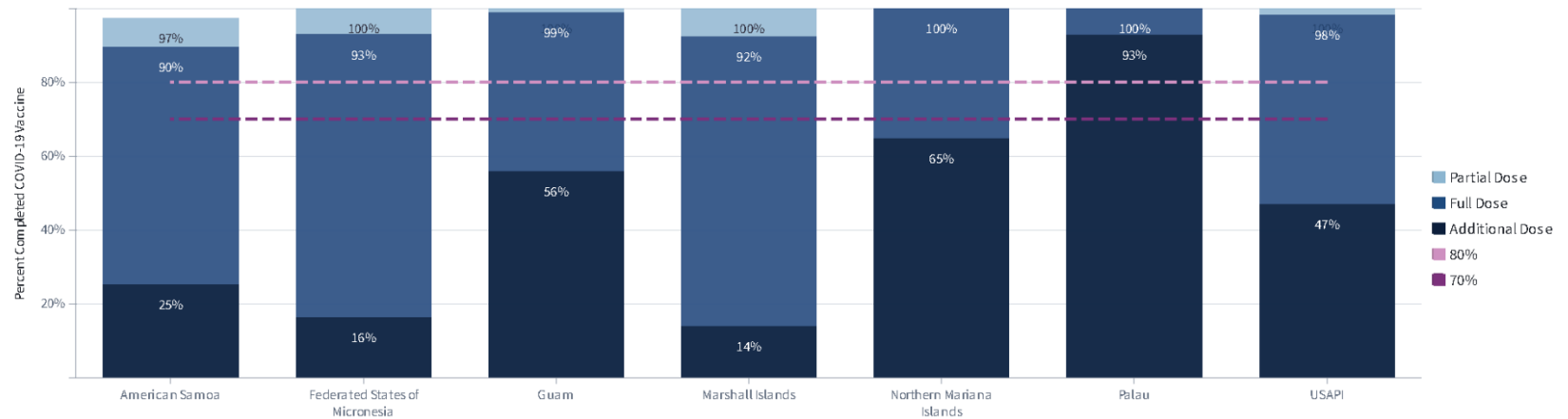
**CDC/PIHOA one-on-one USAPI weekly check-ins**  
**Week: 1/29/2022-2/4/2022**



## CDC/PIHOA one-on-one USAPI weekly check-ins

### Week: 1/29/2022-2/4/2022

Striving for 80%: USAPI 50+ COVID-19 Vaccine Progress



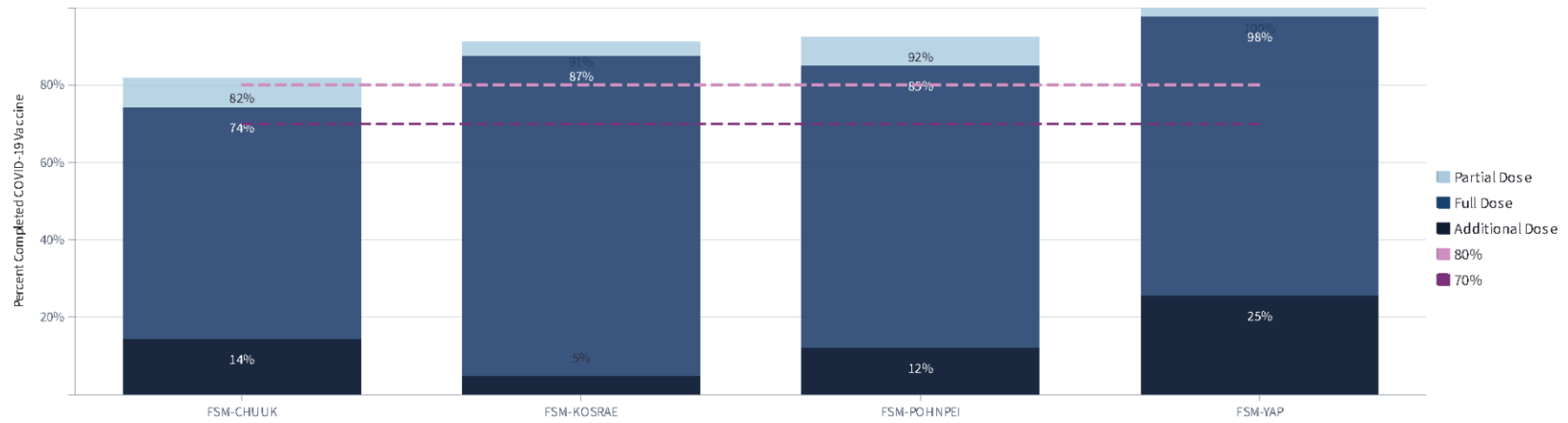
Metrics Include Jurisdiction, Pharmacy, and Federal Agency Data

Source: Tiberius Dataset "Administration - Admin Awardee - Reporting View"

Percentages are capped at 100%

**CDC/PIHOA one-on-one USAPI weekly check-ins**  
**Week: 1/29/2022-2/4/2022**

USAPI COVID-19 Vaccine Progress: 50+ (FSM States)



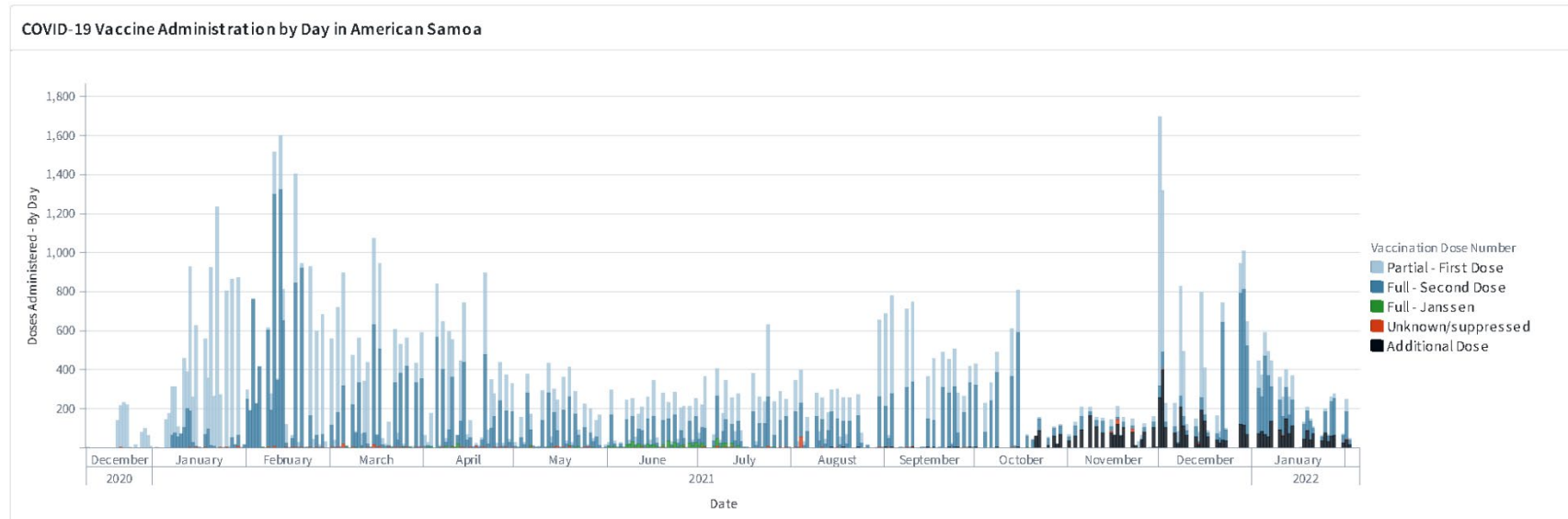
Source: Tiberius Dataset "Administration - Admin Zip - Reporting View"

Percentages are capped at 100%

**CDC/PIHOA one-on-one USAPI weekly check-ins**  
**Week: 1/29/2022-2/4/2022**

By Jurisdiction:

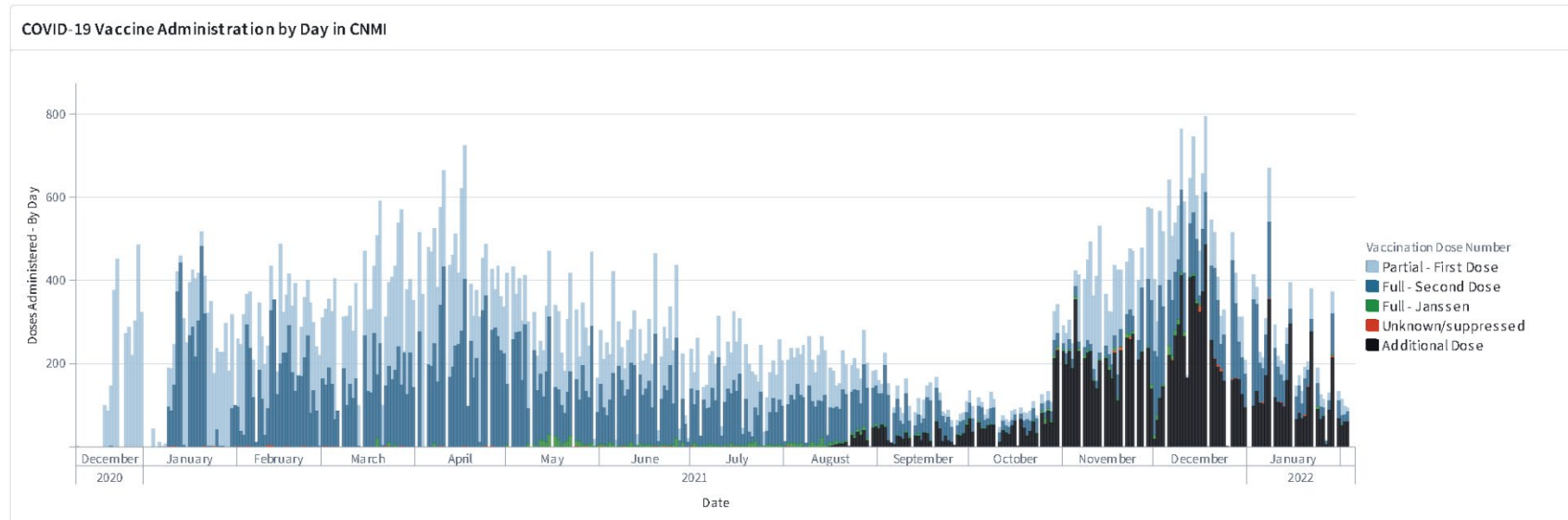
American Samoa



Source: Tiberius Dataset "Administration - Admin Awardee - Reporting View"

**CDC/PIHOA one-on-one USAPI weekly check-ins**  
**Week: 1/29/2022-2/4/2022**

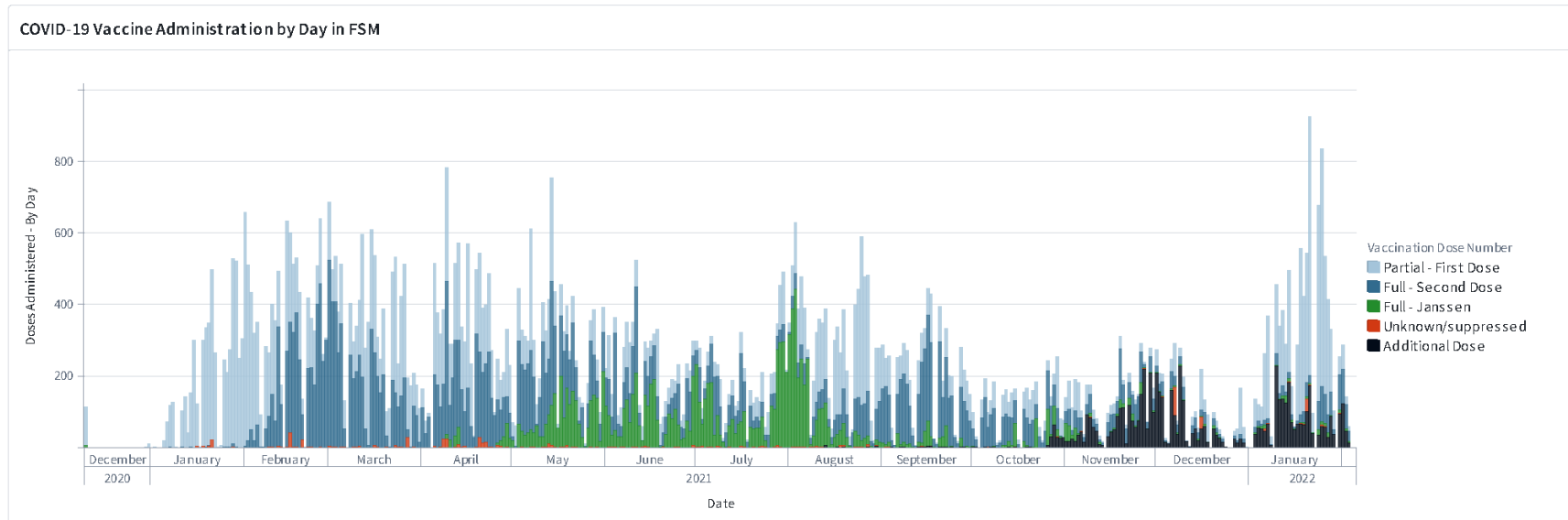
Commonwealth of the Northern Mariana Islands



Source: Tiberius Dataset "Administration - Admin Awardee - Reporting View"

**CDC/PIHOA one-on-one USAPI weekly check-ins**  
**Week: 1/29/2022-2/4/2022**

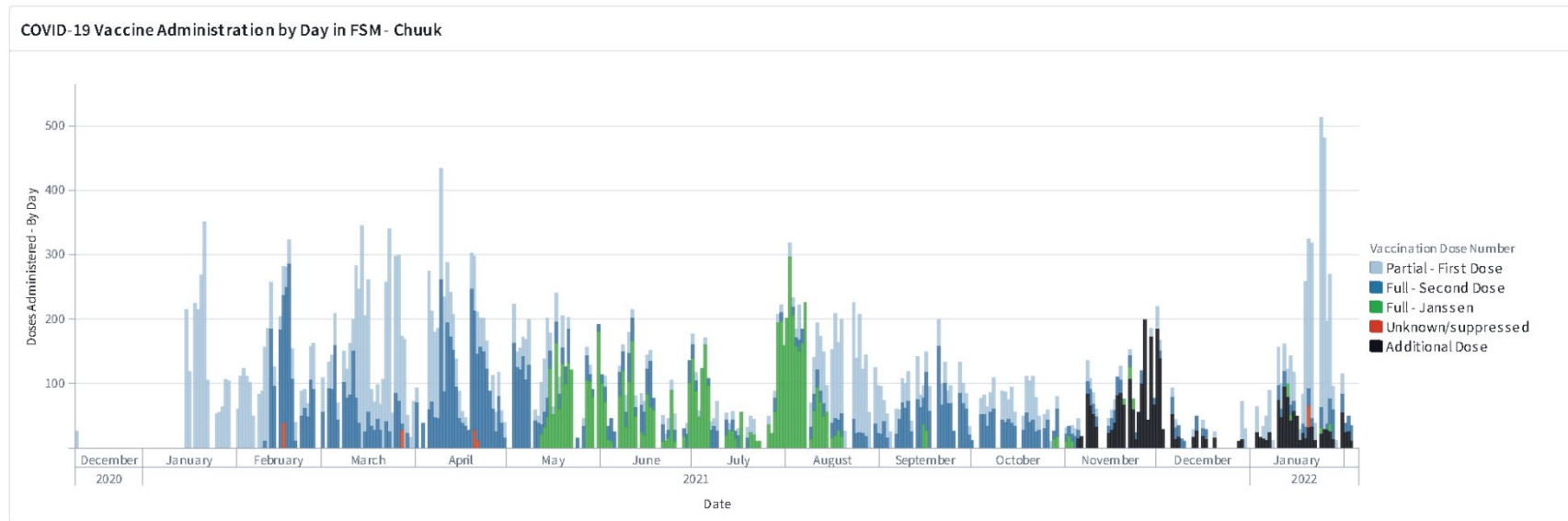
Federated States of Micronesia



Source: Tiberius Dataset "Administration - Admin Awardee - Reporting View"

CDC/PIHOA one-on-one USAPI weekly check-ins  
Week: 1/29/2022-2/4/2022

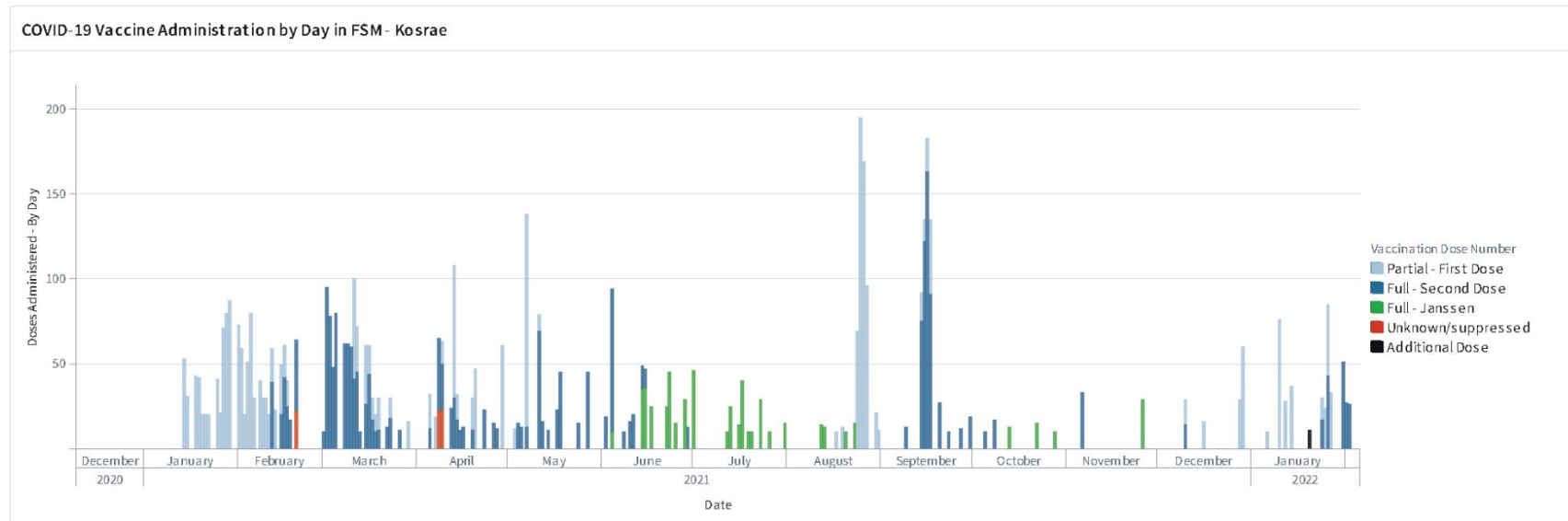
Chuuk



Source: Tiberius Dataset "Administration - Admin Zip - Reporting View"

**CDC/PIHOA one-on-one USAPI weekly check-ins**  
**Week: 1/29/2022-2/4/2022**

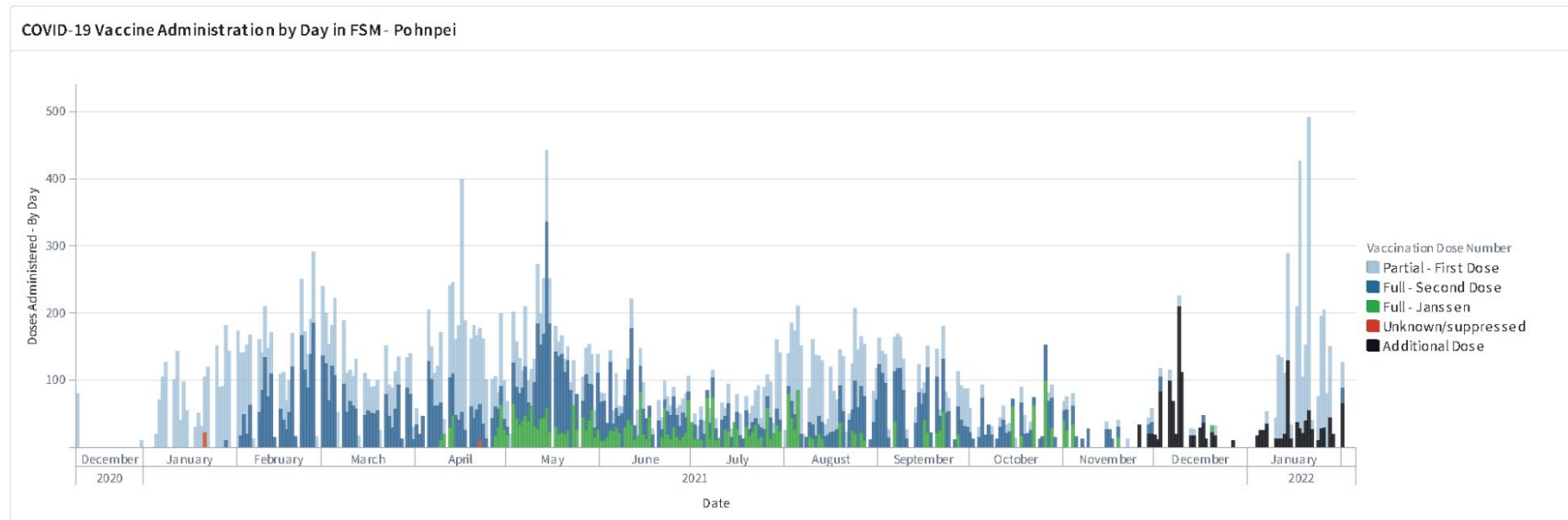
*Kosrae*



Source: Tiberius Dataset "Administration - Admin Zip - Reporting View"

**CDC/PIHOA one-on-one USAPI weekly check-ins**  
**Week: 1/29/2022-2/4/2022**

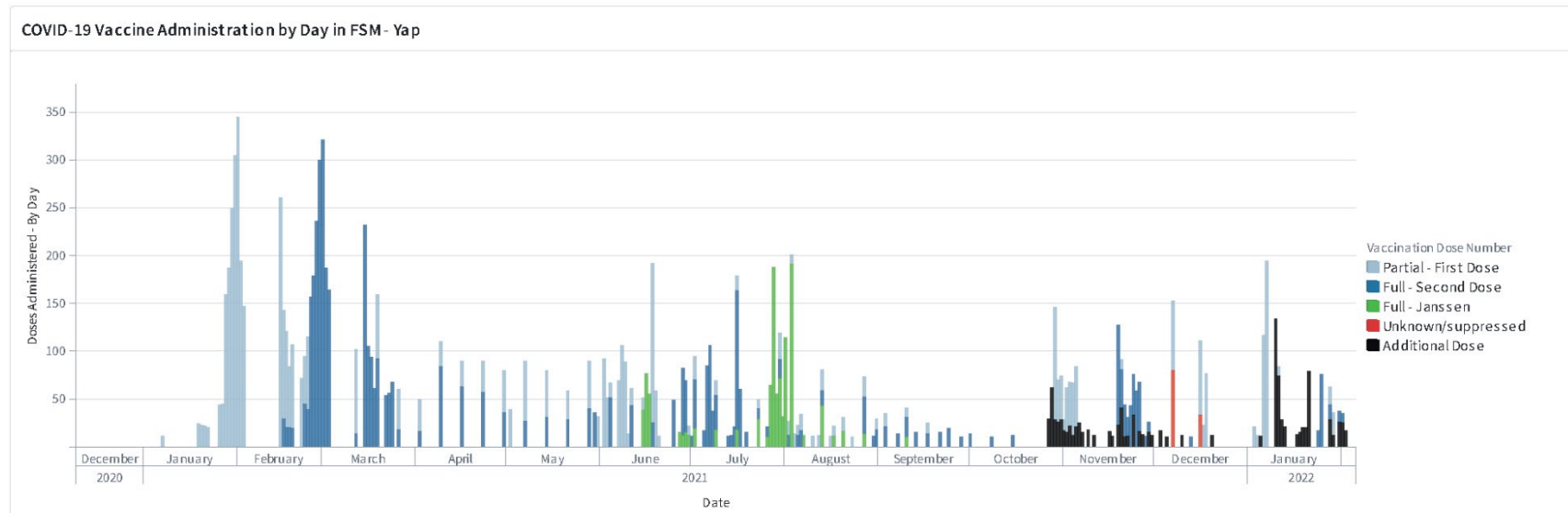
*Pohnpei*



Source: Tiberius Dataset "Administration - Admin Zip - Reporting View"

CDC/PIHOA one-on-one USAPI weekly check-ins  
Week: 1/29/2022-2/4/2022

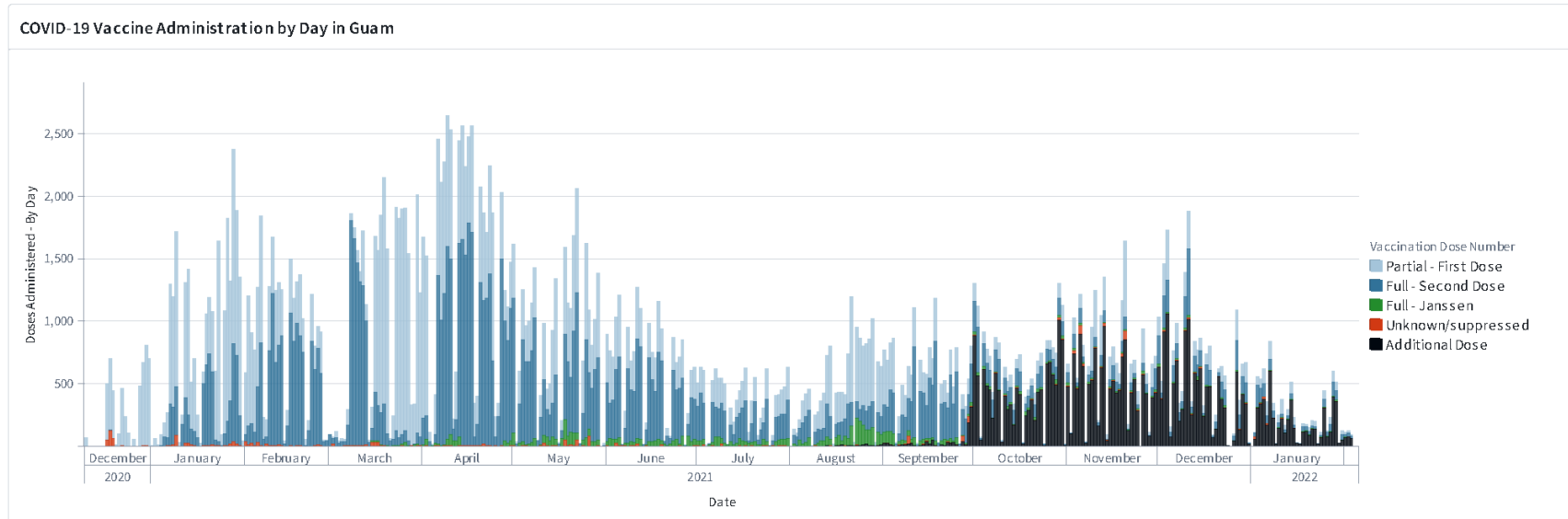
Yap



Source: Tiberius Dataset "Administration - Admin Zip - Reporting View"

**CDC/PIHOA one-on-one USAPI weekly check-ins**  
**Week: 1/29/2022-2/4/2022**

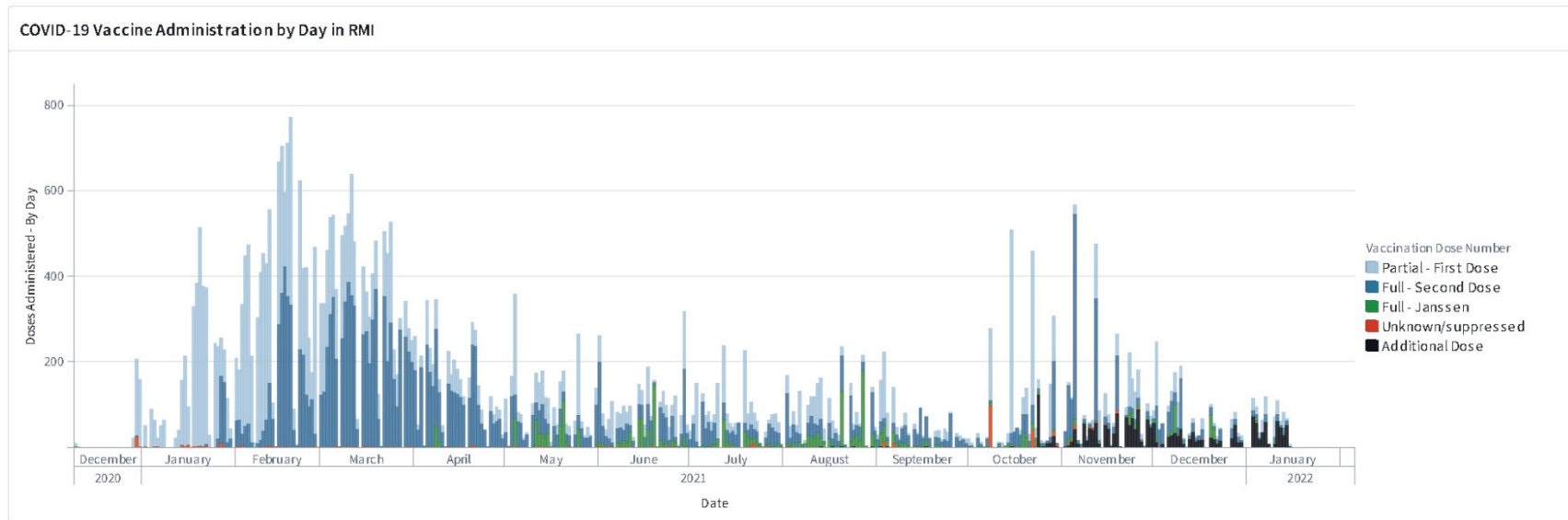
Guam



Source: Tiberius Dataset "Administration - Admin Awardee - Reporting View"  
Metrics Include - Jurisdiction and Pharmacy Data, Exclude - Federal Agency Data

**CDC/PIHOA one-on-one USAPI weekly check-ins**  
**Week: 1/29/2022-2/4/2022**

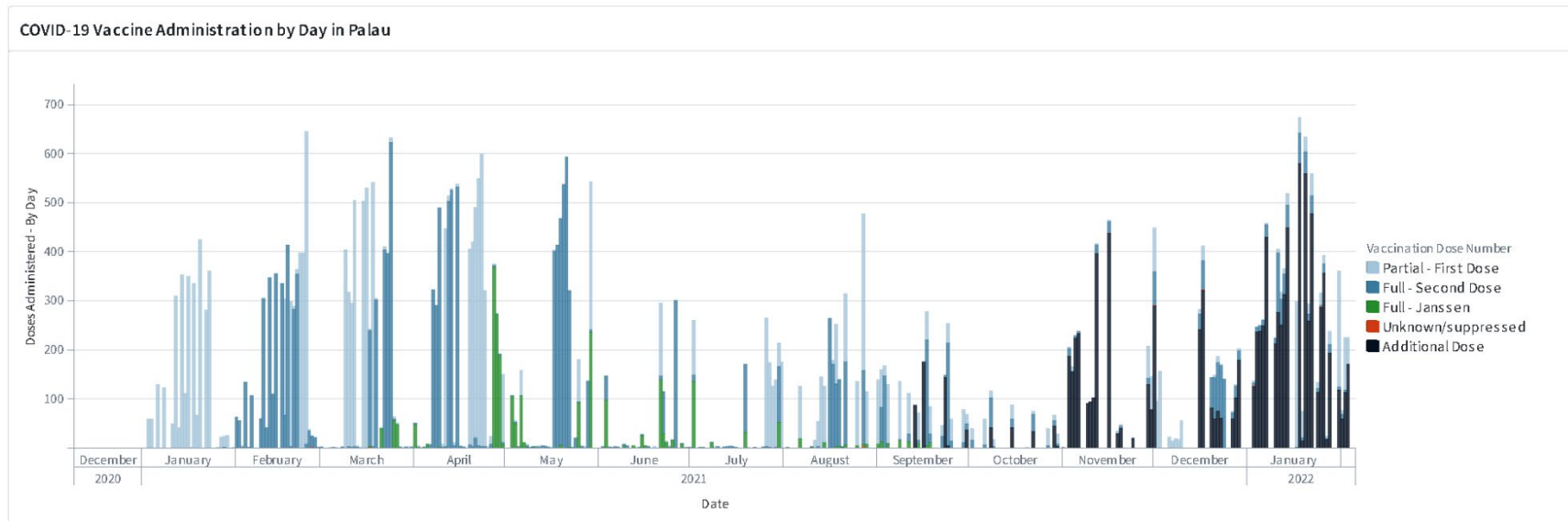
Republic of the Marshall Islands



Source: Tiberius Dataset "Administration - Admin Awardee - Reporting View"

**CDC/PIHOA one-on-one USAPI weekly check-ins**  
**Week: 1/29/2022-2/4/2022**

Republic of Palau



Source: Tiberius Dataset "Administration - Admin Awardee - Reporting View"

**CDC/PIHOA one-on-one USAPI weekly check-ins**  
**Week: 1/29/2022-2/4/2022**

**Sources:**

Population Metrics

Palau: 2015 census <https://www.palau.gov.pw/wp-content/uploads/2017/02/2015-Census-of-Population-Housing-Agriculture-.pdf>

FSM: 2010 census <https://www.fsmstatistics.fm/social/population-statistics/>

American Samoa: 2010 census <https://americansamoa.prism.spc.int/social/demography/population-by-age-group.html>

CNMI: 2015 census <https://cccguam.org/wp-content/uploads/CNMI-Statistical-Yearbook-2015-02.10.2017-nxp.pdf>

Guam: 2010 census <https://www.census.gov/data/datasets/2010/dec/guam.html>

RMI: 2010 census

FSM (States): 2010 census <https://www.fsmstatistics.fm/wp-content/uploads/2020/04/2010-Summary-Analysis-Key-Indicators.pdf>