

CDC/PIHOA one-on-one USAPI weekly check-ins
Week: 2/19/2022-2/25/2022

Regional Summary:

- COVID-19 cases
 - Guam has reported 44,111 total cases with 322 deaths and 40,138 recovered; 1,887 new cases (↓ from 2,929 last week) and 6 new deaths this week (↓ from 10 last week); test positivity 26.3% (↓ from 31.7% last week); 39 hospitalized cases (↑ from 35 last week)
 - CNMI has reported 9,404 total cases with 29 deaths and 8,507 recovered; 1,093 new cases (↓ from 1,112 last week) and 4 new deaths this week (↑ from 2 last week); test positivity 26.9% (↑ from 33.6% last week); 7 hospitalized cases (↓ from 10 last week)
 - Palau has reported 3,726 total cases with 6 deaths and 2,942 recovered; 263 new cases reported this week (↓ from 344 last week) and 1 new death this week (↓ from 4 last week); 5 cases hospitalized for COVID-19 (↑ from 4 last week; 1 other COVID-19 cases hospitalized for non-COVID-19-related reasons)
 - American Samoa has reported 100 total cases with 39 new cases reported this week; community transmission was identified after contact tracing of a quarantine facility staff member who tested positive – 43 total cases have been identified in the community
 - FSM and RMI have had no community transmission with 0 new cases reported this week; cases were identified as the seaport in Kosrae, investigation is ongoing
- COVID-19 Vaccine distribution summary (See USAPI Vaccine Summary with 22 updated tables and figures listed below)
 - Pediatric formulation of the Pfizer vaccine was ordered and delivered to each of the 6 USAPI, pediatric vaccination campaigns have started in all jurisdictions except for most outer islands in FSM and RMI
 - Based on jurisdictional reports: a total of 297,000 people in the region are fully vaccinated (79.0% of all eligible individuals / +1.0%)
 - An additional 27,000 people in the region are partially vaccinated (7.3% of eligible individuals in the region)
 - Note: eligible individuals are 5+ for American Samoa, Chuuk, Northern Mariana Islands, Guam, Kosrae, Kwajalein, Majuro, Palau, Pohnpei and Yap
 - Based on data submitted into Tiberius via WebIZ: **86% of all people aged 5 years and older have had at least one dose of a COVID-19 vaccine; 77% are fully vaccinated; and 25% have an additional dose.**
 - Current percentages of eligible population **aged 5 and over** fully vaccinated (from Tiberius via WebIZ)
 - **American Samoa: 89% (+1%)**
 - **FSM: Chuuk: 47% (+2%), Kosrae: 64% (+1%), Pohnpei: 54% (+2%), Yap: 69% (+2%)**
 - **Guam: 88% (+1%)**
 - **RMI: 52% (--%)**
 - **CNMI: 88% (--%)**
 - **Palau: 100% (--%)**
 - Current percentages of eligible population **aged 5 and over** with additional doses (from Tiberius via WebIZ)
 - **American Samoa: 16% (+2%)**
 - **FSM: Chuuk: 7% (--%), Kosrae: 3% (--%), Pohnpei: 8% (+1%), Yap: 15% (+1%)**
 - **Guam: 34% (+1%)**
 - **RMI: 7% (--%)**
 - **CNMI: 39% (+1%)**
 - **Palau: 67% (+1%)**
 - Outer island vaccinations: Outer Island coverage rates from jurisdictional outer island outreach activities due to difficulty in determining denominators and true residence in Tiberius.
 - **RMI Outer Islands: At least one dose 59% (--%); Fully 46% (--%) (among those 12+)**
 - **Yap Outer Islands: At least one dose 98% (--%); Fully 95% (--%) (denominators adjusted to locally collected denominators for 18+)**

CDC/PIHOA one-on-one USAPI weekly check-ins

Week: 2/19/2022-2/25/2022

- **Chuuk Outer Islands (out of the lagoon):** Fully **31%** (--) (OI numbers are incomplete)
 - **Pohnpei Outer Islands:** Fully **63%** (--) (denominator adjusted based on OI reports for 18+)
- COVID-19 Containment strategies
 - Guam is allowing vaccinated travelers to enter without testing or quarantine and unvaccinated travelers with negative test 72 hours prior to arrival with 10-day home quarantine.
 - CNMI is allowing vaccinated travelers to enter without quarantine and unvaccinated travelers to enter with 5-day quarantine, both with testing on day 5.
 - Palau is running regular Guam and Taiwan flights with restriction of movement for vaccinated travelers with negative PCR test within 3 days of departure to Palau or negative antigen test within 1 day of departure to Palau and testing on day 4.
 - AS has suspended all air and sea travel under Code Red.
 - RMI has regular repatriation flights ongoing with HNL with in-country quarantine and testing requirements.
 - FSM has suspended all repatriation flights.
- COVID-19 Laboratory Testing capacity
 - Supplies of Abbott ID NOW, Abbott BinaxNOW, and GeneXpert are low in some USAPI as outbreak testing demands increase; difficulties with procurement.

CDC/PIHOA one-on-one USAPI weekly check-ins
Week: 2/19/2022-2/25/2022

USAPI	COVID-19 cases	Testing	Containment	Community Mitigation	Medical Surge Preparedness	Vaccine Updates (Jurisdictional Reports)
AS	100 total cases with 0 deaths; 39 new cases (↑ from 0 last week); community transmission identified with 43 community cases	Stocks as of 2/25/22: Abbott ID NOW (340 available), GeneXpert (1,020 available), Abbott Binax NOW (7,560 available), BioFire (0 available) and ACCULA (100 available) testing on-island; 25,583 total samples have been tested; 1,457 in past week; three community testing centers are now open weekdays from 8 am–2 pm	Borders remain closed to normal travel; air and sea travel are suspended; 296 in quarantine	American Samoa is currently at “code red”: limited business hours, only essential services are allowed to operate, suspension of several public operations (ASG, air and sea travel, ports of entry, etc.), prohibit public gatherings, mandated mask use, prohibit dine-in, territorial curfew 9 pm–5 am, etc.; pandemic declaration extended to 3/10	1 case admitted as non-COVID-19-related 46 ventilators functional at LBJ (46 available); 132 beds (87 available); 7 ICU beds (5 available); 8 total isolation COVID beds in COVID tent outside of LBJ (1 available) mAb in stock: 456 mAb used in past week: 0 Week (2/13– 2/19)	Partially vaccinated: 1,988 (as of 2/25) Fully vaccinated: 39,917 (as of 2/25) % 5+ fully vaccinated: 87.9% % 5+ at least one dose: 92.2%
CNMI	9,404 total cases with 29 deaths and 8,507 recovered; 1,093 new cases (↓ from 1,112 last week) and 4 new deaths this week (↑ from 2 last week)	Stocks as of 1/20/22: Abbott ID NOW (24 available), GeneXpert (1,730 available), Abbott Binax NOW (5,080 available), Biofire (360 available), and Solgent (218 available) testing on-island; 137,540 total samples have been tested; 3,917 tests run in the past week; test positivity 26.9% (↓ from 33.6% last week)	Fully vaccinated travelers must test on day 5 post-arrival; unvaccinated travelers are required to complete a 5-day quarantine with day 5 test out; 868 cases in isolation	CNMI has social distancing measures in place in schools, businesses, etc.	7 hospitalized cases (↓ from 10 last week) 46 usable ventilators; at CHCC- 75 hospital beds, 8 ICU beds; Kanoa Resort is set up as an alternative care site: ICU, medical ward, and step-down units; medical tent is outside hospital with 40 beds mAb in stock: 378 mAb used in past week: 128 Week (2/13– 2/19)	Partially vaccinated: 1,056 (as of 2/25) Fully vaccinated: 43,406 (as of 2/25) Additional dose: 20,925 (as of 2/25) % 5+ fully vaccinated: >100% % 5+ w/ additional dose: 48.6%

CDC/PIHOA one-on-one USAPI weekly check-ins
Week: 2/19/2022-2/25/2022

Guam	44,111 total cases with 322 deaths and 40,138 recovered; 1,887 new cases (↓ from 2,929 last week) and 6 new deaths this week (↓ from 10 last week)	Stocks as of 2/25/22: Abbott Binax NOW (7,596 available), Abbott ID NOW (7,164 available), BD Veritor (1,497 available), Flowflex (24,545 available), GeneXpert (3,741 available), and ABI 7500 (57,936 available); 421,333 diagnostic tests conducted; 7,054 this week; test positivity 26.3% (↓ from 31.7% last week)	Unvaccinated travelers entering Guam: 10-day home quarantine unless test 72 hours prior to departure; Vaccinated travelers: no quarantine with proof of vaccination; 3,651 cases in isolation (3,135 home isolation, 17 facility isolation, 460 military isolation, 39 hospitalized)	Guam has social distancing measures in place in schools, businesses, etc.	39 hospitalized cases (↑ from 35 last week) mAb in stock: 413 mAb used in past week: 87 Week (2/13– 2/19)	Partially vaccinated: 6,380 (as of 2/25) Fully vaccinated: 122,558 (as of 2/25) % 5+ fully vaccinated: 87.5% % 5+ at least one dose: 92.1%
Chuuk	0 cases	Stocks as of 1/26/22: GeneXpert (1,440 available), Abbott Binax NOW (720 available), and BioFire (150 available) testing on-island; travel testing with antigen, frontline workers sporadic testing; running ~90 tests per week	Borders remain closed; 22 total individuals have been repatriated; day 7 and 14 testing for repatriation	Education is being conducted in communities; risk communication ongoing with repatriation; social distancing is being encouraged but not enforced	21 working ventilators at hospital: 104 beds in shared wards, 9 ICU beds, 14 beds in isolation rooms, no negative air flow, 6 dedicated PUI/COVID-19 rooms + plan to use for mAb; mAb stock on-island	Partially vaccinated: 5,217 (as of 2/25) Fully vaccinated: 20,203 (as of 2/25) % 5+ fully vaccinated: 47.4% % 5+ at least one dose: 59.6%

CDC/PIHOA one-on-one USAPI weekly check-ins
Week: 2/19/2022-2/25/2022

Kosrae	0 cases; individuals on vessels at the seaport tested positive on 2/24 – investigation ongoing	Stocks as of 2/10/22: Abbott ID NOW (118 available), GeneXpert (1,903 available), Abbott Binax NOW (0 available) Panbio (234 available) and BD Veritor (660 available) testing on-island; mostly travel testing currently; running ~50 tests per week	Borders remain closed; 8 repatriation flights conducted (~158 persons); current protocols involve 10 days quarantine in Guam and 7 days (fully vaccinated) or 14 days (unvaccinated) quarantine in Kosrae; repat on hold after flight #8 on 2/14	Community-level education by Risk Communication Committee; social distancing is being encouraged but not enforced	3 FEMA vents on-island; 45 hospital beds (2 ICU), 5 isolation rooms with no negative air flow; new quarantine facility completed Working to upgrade oxygen generator; low supplies of PPE on-island	Partially vaccinated: 357 (as of 2/25) Fully vaccinated: 3,882 (as of 2/25) % 5+ fully vaccinated: 73.5% % 5+ at least one dose: 80.3%
Pohnpei	0 cases	Stocks as of 12/3/21: Abbott ID NOW (0 available), GeneXpert (1,334 available), and Abbott Binax NOW (2,231 available) testing on-island; 3,105 total tests conducted on-island; mostly travel testing currently; running ~90 tests per week	Borders remain closed; several small repatriation flights have now been conducted from Guam; current repat protocols involve 10 days quarantine in Guam and 7 days in Pohnpei	Designated team developed for risk communication and currently conducting community education	14 total vents; 98 hospital beds (no ICU beds), 4 isolation rooms at hospital with negative air flow; MMA isolation center near the airport with 40 units; China Star hotel is a quarantine site (26 rooms) mAb in stock: 330 mAb used in past week: 0 (For all of FSM) Week (2/13– 2/19)	Partially vaccinated: 5,045 (as 2/25) Fully vaccinated: 17,974 (as of 2/25) % 5+ fully vaccinated: 55.5% % 5+ at least one dose: 71.1%

CDC/PIHOA one-on-one USAPI weekly check-ins
Week: 2/19/2022-2/25/2022

Yap	0 cases	Stocks as of 2/23/22: Abbott ID NOW (168 available), GeneXpert (3,065 available), BD Veritor (210 available), Abbott Binax NOW (1,425 available), and BioFire (20 available) testing on-island; mainly travel and frontline testing; 4,156 tests to date, all negative; run ~60 tests/week; continue testing travelers and patients with respiratory illness	Borders remain closed; 105 total repatriated; Yap repat protocols require 10-day quarantine in Guam and 14 days in Yap with testing days 2, 7, and 13; all FSM repatriation flights are paused	Social distancing is being encouraged but not enforced; community education is ongoing (currently focused on vaccines) and expanded to outer islands	20 working ventilators on-island; 38 hospital beds, 2 isolation rooms with negative air flow; working to establish permanent quarantine and isolation facilities; working on improved iso wards and oxygen generation facility; mAb stock on-island	Partially vaccinated: 852 (as of 2/25) Fully vaccinated: 7,268 (as of 2/25) % 5+ fully vaccinated: 78.0% % 5+ at least one dose: 87.1%
Palau	3,726 total cases with 6 deaths and 2,942 recovered; 263 new cases reported this week (↓ from 344 last week) and 1 new death this week (↓ from 4 last week)	Stocks as of 12/7/21: Roche LightCycler 480 (1,700 available), Abbott ID NOW (332 available), GeneXpert (3,910 available), Abbott Binax NOW (4,240 available) and BioFire (233 available) testing on-island; 36,384 total tests conducted; 2,676 tests run in past week	Some passenger flights (Guam, Taiwan) and military flights ongoing; vaccinated travelers from Guam have no quarantine; 784 active cases in isolation	Mandate face mask wearing in all indoor facilities, at all outdoor gatherings of 20+ people, physical distancing of 3 feet	5 cases hospitalized for COVID-19 (↑ from 4 last week; 1 other COVID-19 case hospitalized for non-COVID-19-related reasons) 80 hospital beds, 4 ICU beds, 5 isolation rooms with negative air flow; various quarantine sites available; 36 working ventilators on-island mAb in stock: 356 mAb used in past week: 122 Week (2/13– 2/19)	Partially vaccinated: no longer reported Fully vaccinated: 17,711 (as of 2/25) Additional dose: 10,627 (as of 2/25) % 5+ fully vaccinated: >100% % 5+ w/ additional dose: 63.7%

CDC/PIHOA one-on-one USAPI weekly check-ins
Week: 2/19/2022-2/25/2022

RMI- Majuro +OI	0 cases	Stocks as of 2/8/22: Abbott ID NOW (0 available), GeneXpert (20 available), BioFire (164 available), Roche 480 (720 available), POCkit (600 available), BD Veritor (167 available) and Abbott Binax NOW (129 available) testing on-island; 2,987 total tests conducted	Borders are closed until at least 2/28/22; Travel Advisory #35 in effect; HNL repat is ongoing [7 days HNL facility Q +14 days facility Q w/ multiple tests]; 1,162 individuals released; 42 in quarantine	Multiple media strategies including community meetings; normal activities have resumed; social distancing being encouraged but not enforced	20 total vents on-island; 108 hospital beds (3 ICU), 8 isolation rooms (1 with negative air flow); new isolation building (8 isolation rooms with negative air flow) completed; new quarantine facility (24 beds) built and old facility still usable (80 beds) mAb in stock: 288 mAb used in past week: 0 (For all of RMI) Week (2/13– 2/19)	Partially vaccinated: 4,976 (as of 2/20) Fully vaccinated: 18,697 (as of 2/20) % 5+ fully vaccinated: 57.2% % 5+ at least one dose: 72.4%
RMI- Kwaj	4 cases (4 imported; identified in quarantine facility)	Stocks as of 2/8/22: Abbott ID NOW (0 available), GeneXpert (0 available), and Abbott Binax NOW (2,386 available) testing on-island; 1,096 total tests conducted	Borders are closed until at least 2/28/22; Travel Advisory #35 in effect; 1,689 individuals have been repatriated to Kwajalein base; 74 in quarantine	Limited social distancing occurring but implementing some safety measures	13 vents on-island; isolation facility is being built and renovated TB trailer is being prepared (6 beds) for temporary isolation	Partially vaccinated: 1,592 (as of 2/20) Fully vaccinated: 6,228 (as of 2/20) % 5+ fully vaccinated: 67.3% % 5+ at least one dose: 84.5%

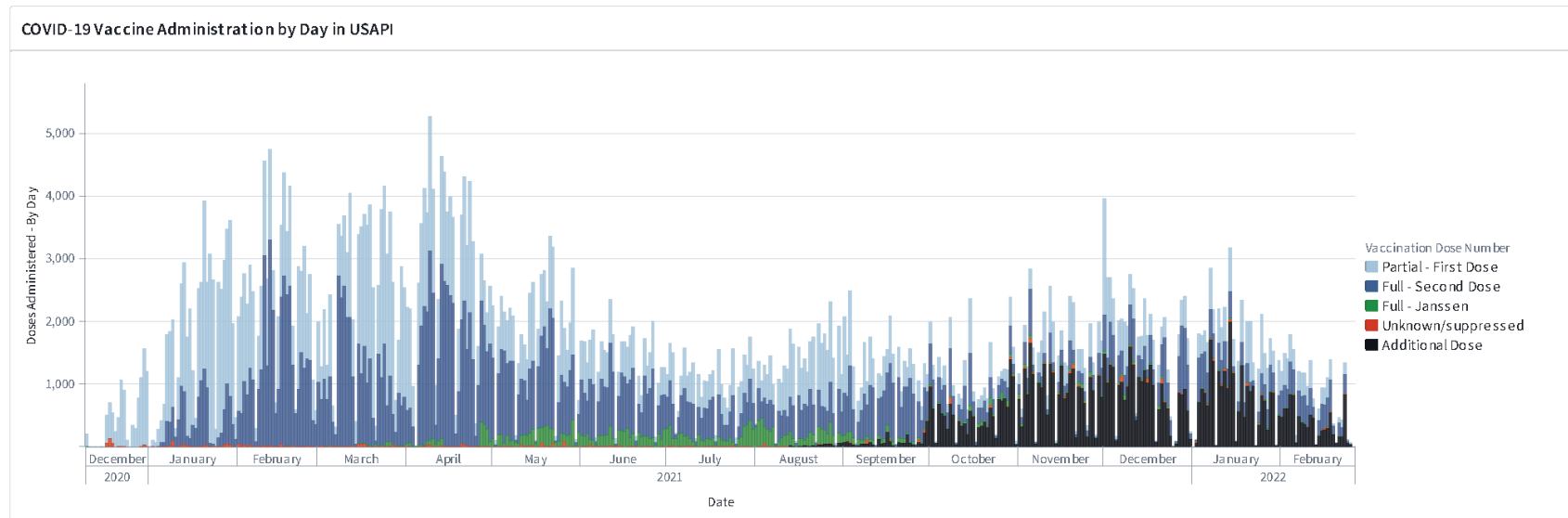
CDC/PIHOA one-on-one USAPI weekly check-ins
Week: 2/19/2022-2/25/2022

USAPI Vaccine Summary Tables and Charts:

**Note that all data except for those detailing Outer Island coverage rates comes directly from Tiberius. Thank you to Katrina Myers and the entire USAPI Tiberius Team for helping assemble "Dr. B's Famous Slide-set." Thank you to the jurisdictions who enter this data into WebIZ each day to keep it up to date.*

**Outer Island data was provided by each jurisdiction based on their outer island outreach activities. Because of this, there may be discrepancies between the two data sets (Tiberius and the Jurisdiction Outer Island Data). Also, some jurisdictions have yet to report their data in detail. Thank you to Dr. Haley Cash for assembling the Outer Island table and each of the jurisdictions for collecting and reporting this unique, yet important data.*

US-affiliated Pacific Islands Region



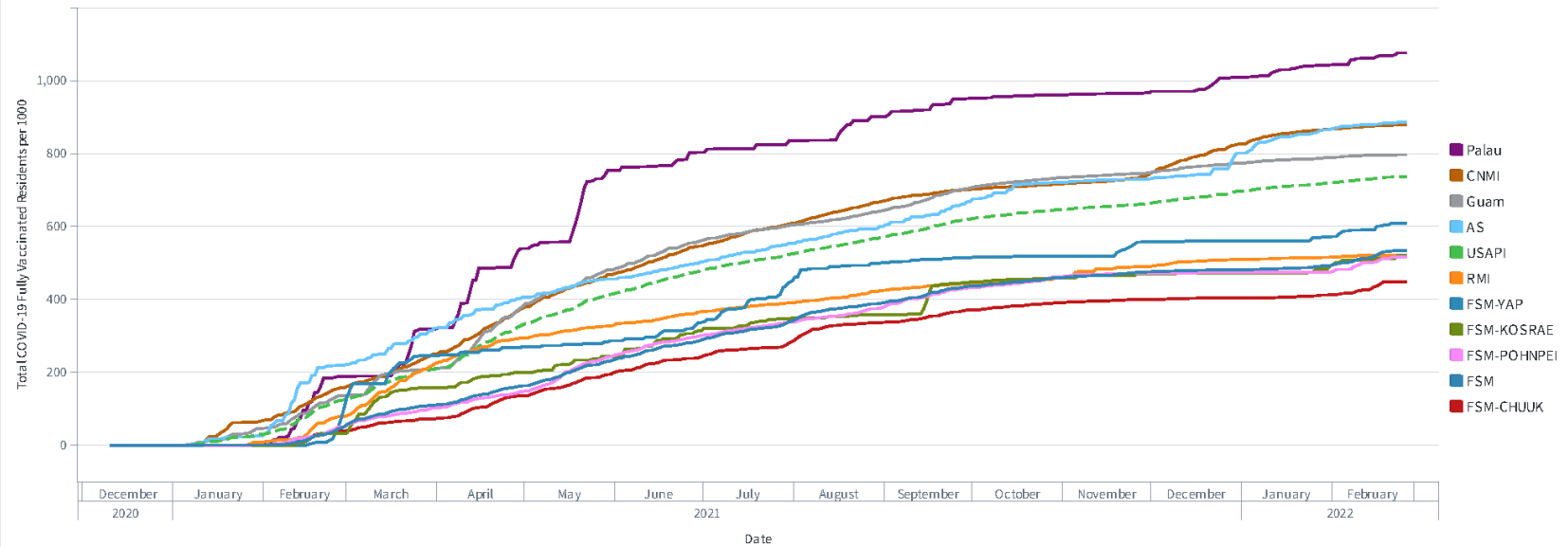
Source: Tiberius Dataset "Administration - Admin Awardee - Reporting View"

Metrics Include - Jurisdiction and Pharmacy Data, Exclude - Federal Agency Data

CDC/PIHOA one-on-one USAPI weekly check-ins

Week: 2/19/2022-2/25/2022

Cumulative COVID-19 Fully Vaccinated Residents in USAPI (per 1000 eligible residents)



Metrics Include - Jurisdiction and Pharmacy Data, Exclude - Federal Agency Data

Eligible Population - 5+ yrs

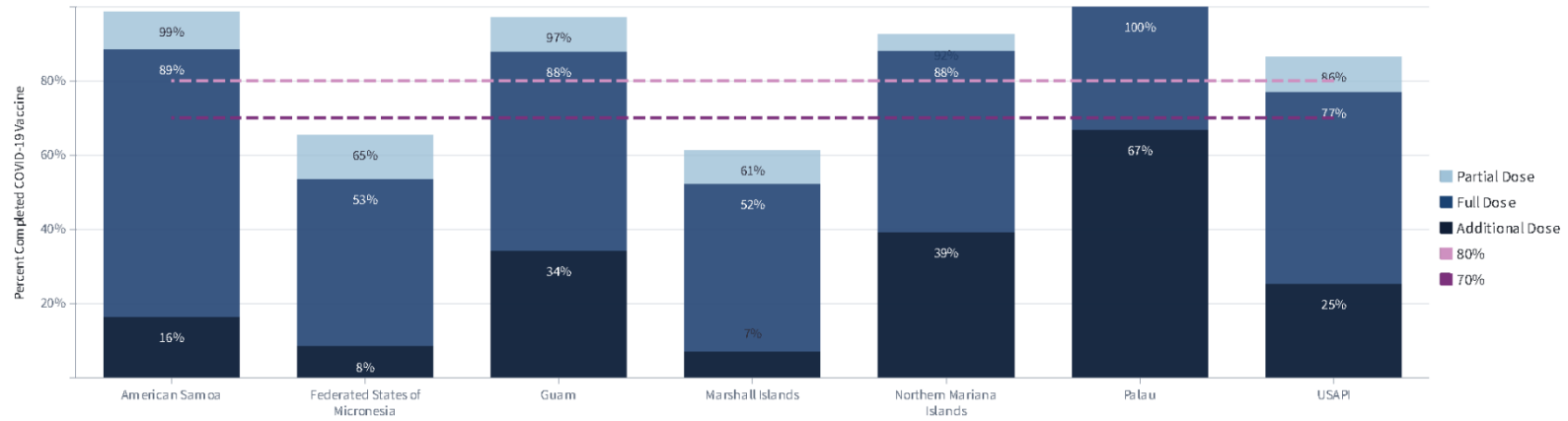
Source: Tiberius Dataset "Administration - Admin Awardee - Reporting View" & "Administration - Admin Zip - Reporting View"

CDC/PIHOA one-on-one USAPI weekly check-ins
Week: 2/19/2022-2/25/2022

Jurisdiction	Population Aged 5+	Fully Vaccinated	Percent Fully Vaccinated	Partially Vaccinated	Percent Partially Vaccinated	Additional Doses	Percent With Additional Dose	Unvaccinated	Percent Unvaccinated
American Samoa	43,110	38,171	89%	42,524	99%	6,969	16%	586	1%
FSM-CHUUK	43,093	20,157	47%	24,833	58%	3,214	7%	18,260	42%
FSM-KOSRAE	5,861	3,770	64%	4,155	71%	199	3%	1,706	29%
FSM-POHNPEI	32,193	17,331	54%	22,578	70%	2,576	8%	9,615	30%
FSM-YAP	10,226	7,059	69%	7,688	75%	1,527	15%	2,538	25%
Guam	154,941	136,014	88%	150,522	97%	52,799	34%	4,419	3%
Marshall Islands	45,415	23,647	52%	27,838	61%	3,096	7%	17,577	39%
Northern Mariana Islands	48,632	42,746	88%	44,975	92%	18,975	39%	3,657	8%
Palau	16,451	17,707	100%	20,071	100%	10,968	67%	0	0%
USAPI	399,319	306,602	77%	345,184	86%	100,323	25%	54,135	14%

CDC/PIHOA one-on-one USAPI weekly check-ins Week: 2/19/2022-2/25/2022

Striving for 80%: USAPI 5+ COVID-19 Vaccine Progress



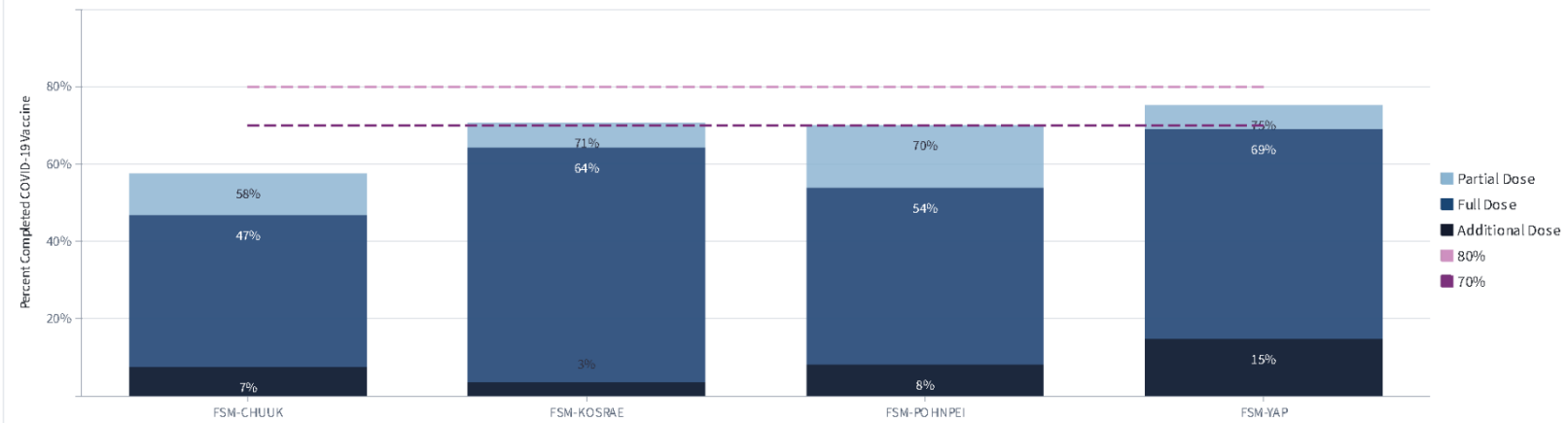
Metrics Include Jurisdiction, Pharmacy, and Federal Agency Data

Source: Tiberius Dataset "Administration - Admin Awardee - Reporting View"

Percentages are capped at 100%

CDC/PIHOA one-on-one USAPI weekly check-ins Week: 2/19/2022-2/25/2022

Striving for 80%: USAPI 5+ COVID-19 Vaccine Progress (FSM States)

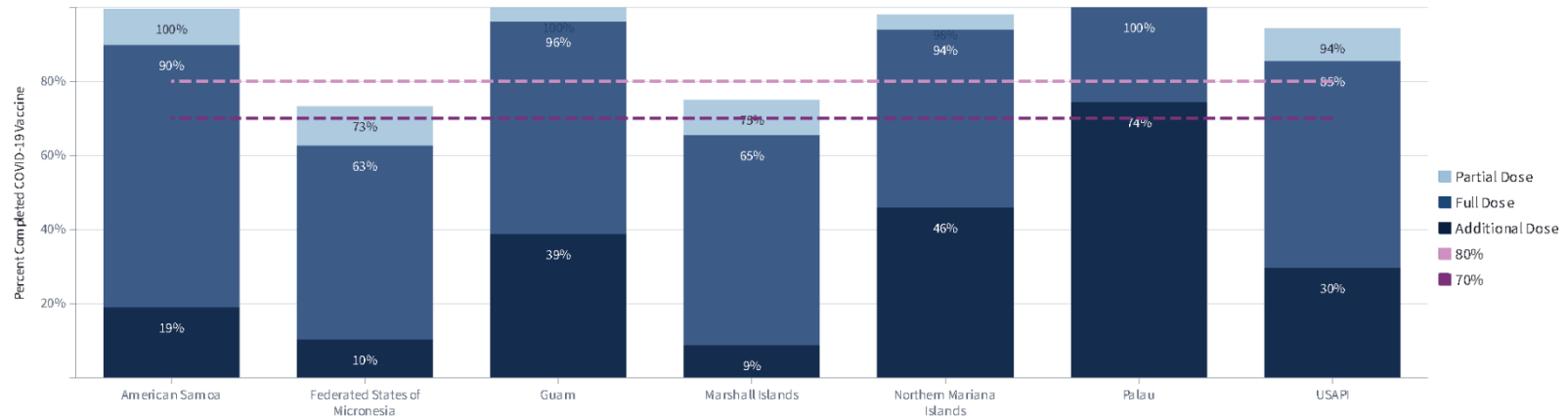


Source: Tiberius Dataset "Administration - Admin Zip - Reporting View"

Percentages are capped at 100%

CDC/PIHOA one-on-one USAPI weekly check-ins Week: 2/19/2022-2/25/2022

Striving for 80%: USAPI 12+ COVID-19 Vaccine Progress



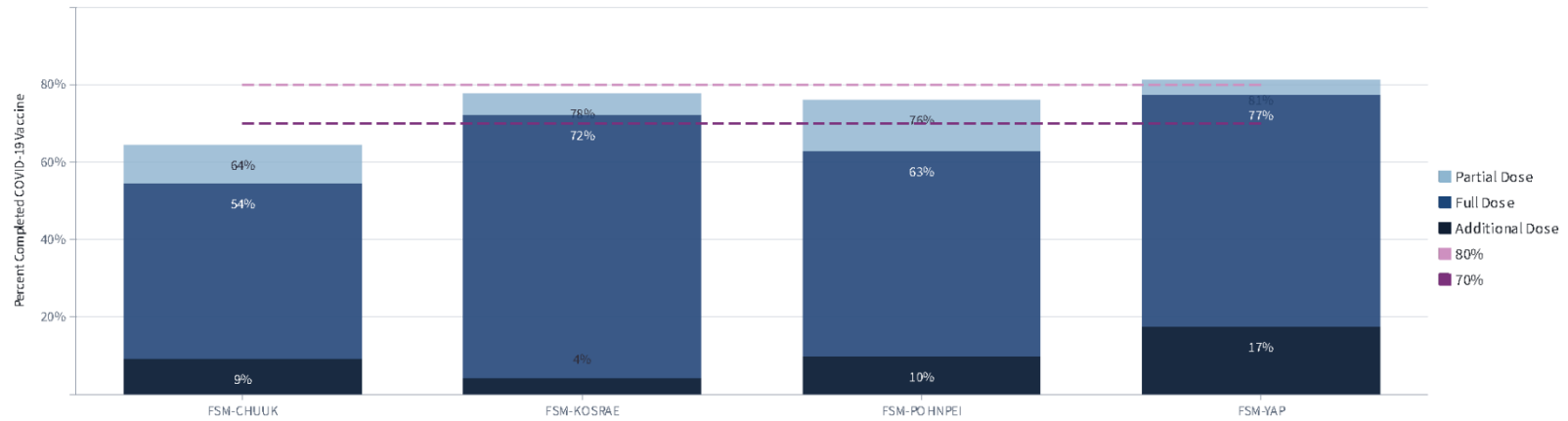
Metrics Include Jurisdiction, Pharmacy, and Federal Agency Data

Source: Tiberius Dataset "Administration - Admin Awardee - Reporting View"

Percentages are capped at 100%

CDC/PIHOA one-on-one USAPI weekly check-ins
Week: 2/19/2022-2/25/2022

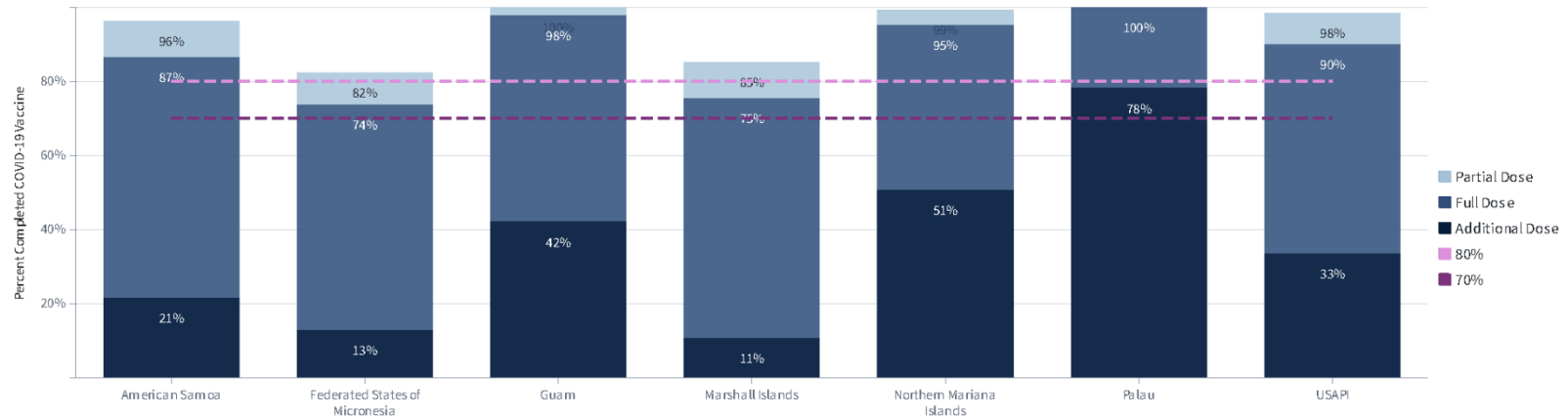
Striving for 80%: USAPI 12+ COVID-19 Vaccine Progress (FSM States)



Source: Tiberius Dataset "Administration - Admin Zip - Reporting View"
Percentages are capped at 100%

CDC/PIHOA one-on-one USAPI weekly check-ins Week: 2/19/2022-2/25/2022

Striving for 80%: USAPI 18+ COVID-19 Vaccine Progress



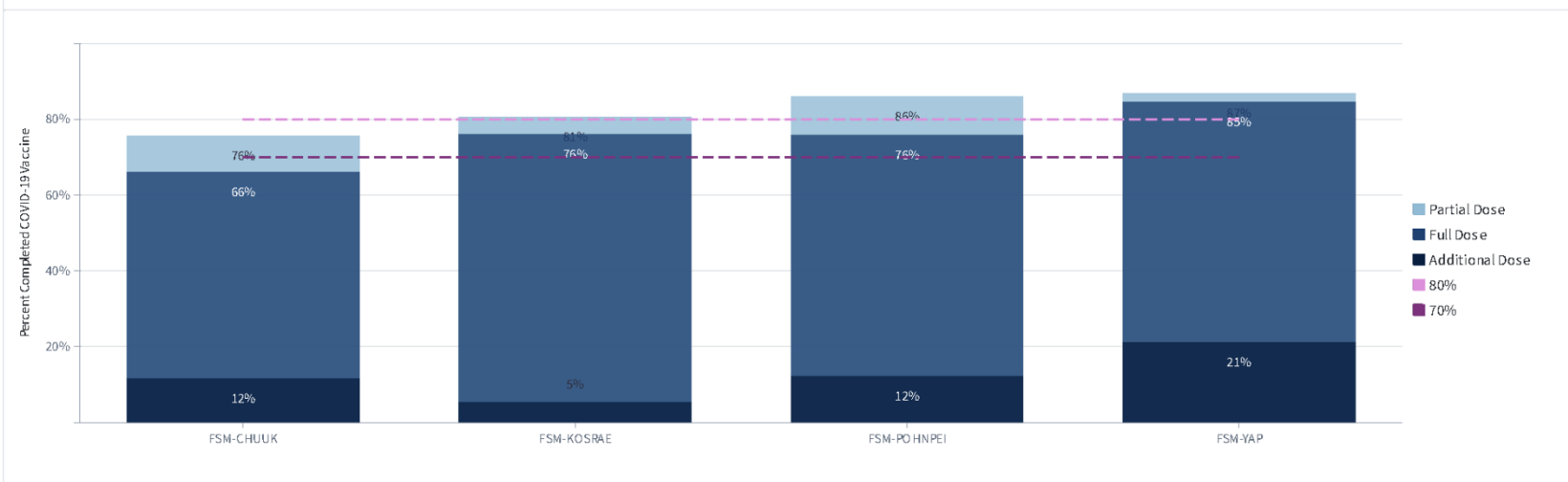
Metrics Include Jurisdiction, Pharmacy, and Federal Agency Data

Source: Tiberius Dataset "Administration - Admin Awardee - Reporting View"

Percentages are capped at 100%

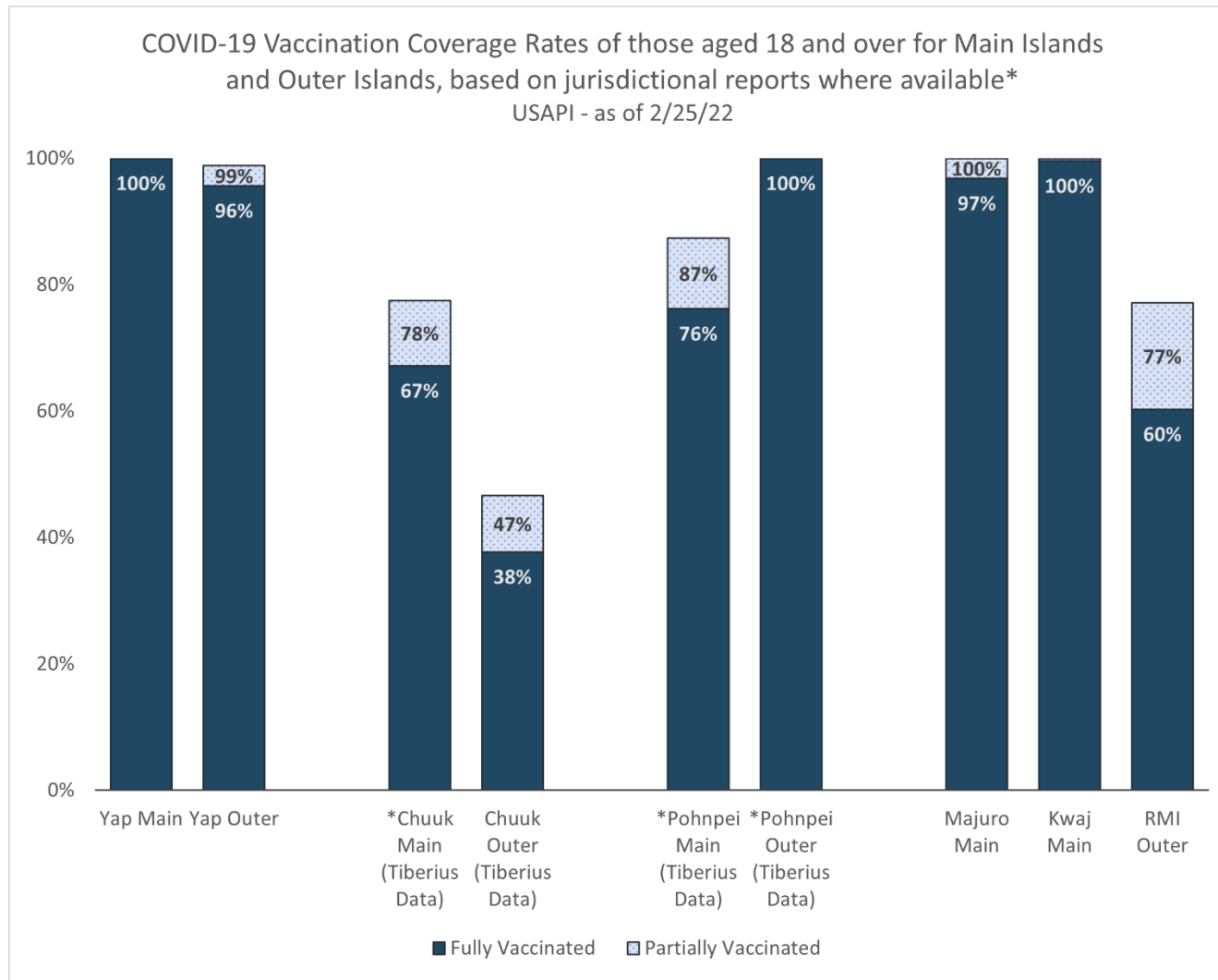
CDC/PIHOA one-on-one USAPI weekly check-ins Week: 2/19/2022-2/25/2022

Striving for 80%: USAPI 18+ COVID-19 Vaccine Progress (FSM States)



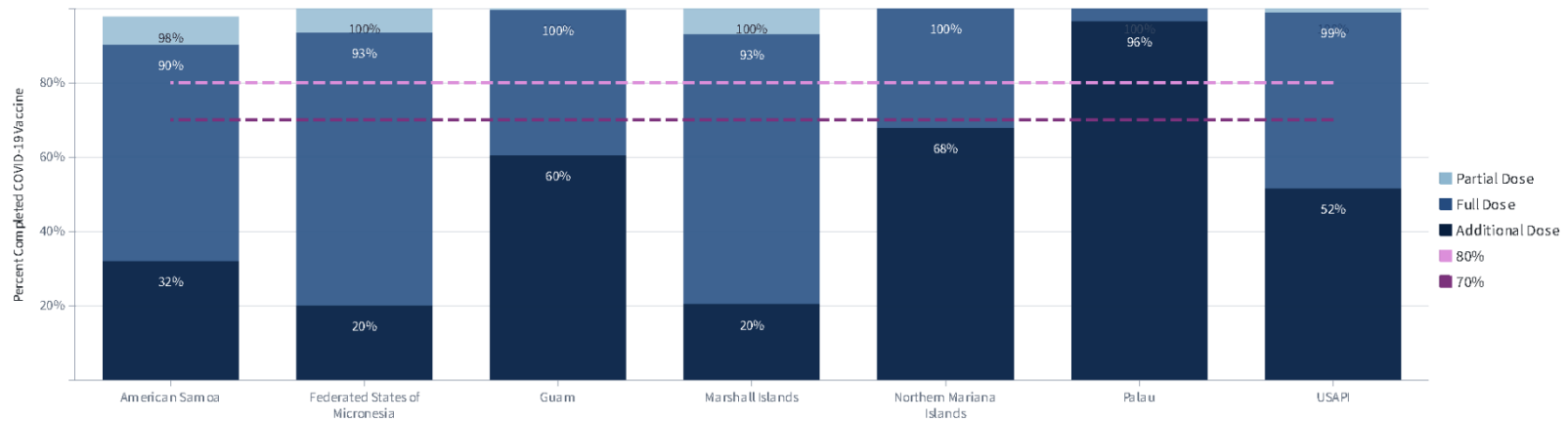
Source: Tiberius Dataset "Administration - Admin Zip - Reporting View"
Percentages are capped at 100%

CDC/PIHOA one-on-one USAPI weekly check-ins
Week: 2/19/2022-2/25/2022



CDC/PIHOA one-on-one USAPI weekly check-ins Week: 2/19/2022-2/25/2022

Striving for 80%: USAPI 50+ COVID-19 Vaccine Progress

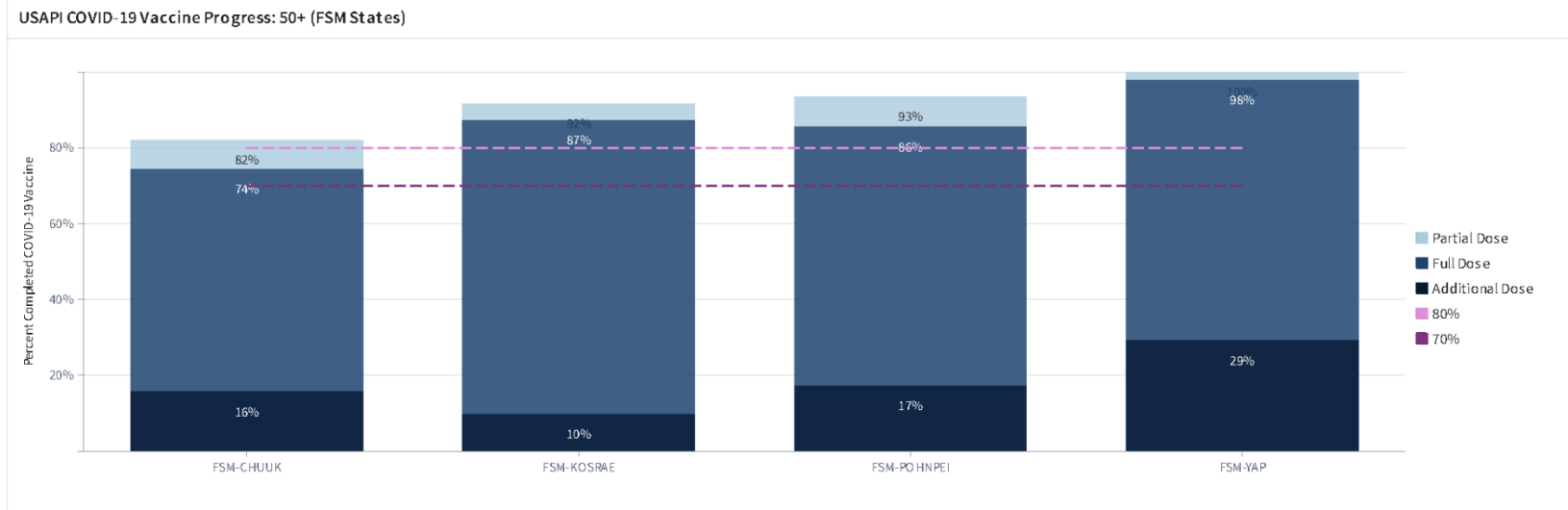


Metrics Include Jurisdiction, Pharmacy, and Federal Agency Data

Source: Tiberius Dataset "Administration - Admin Awardee - Reporting View"

Percentages are capped at 100%

CDC/PIHOA one-on-one USAPI weekly check-ins
Week: 2/19/2022-2/25/2022

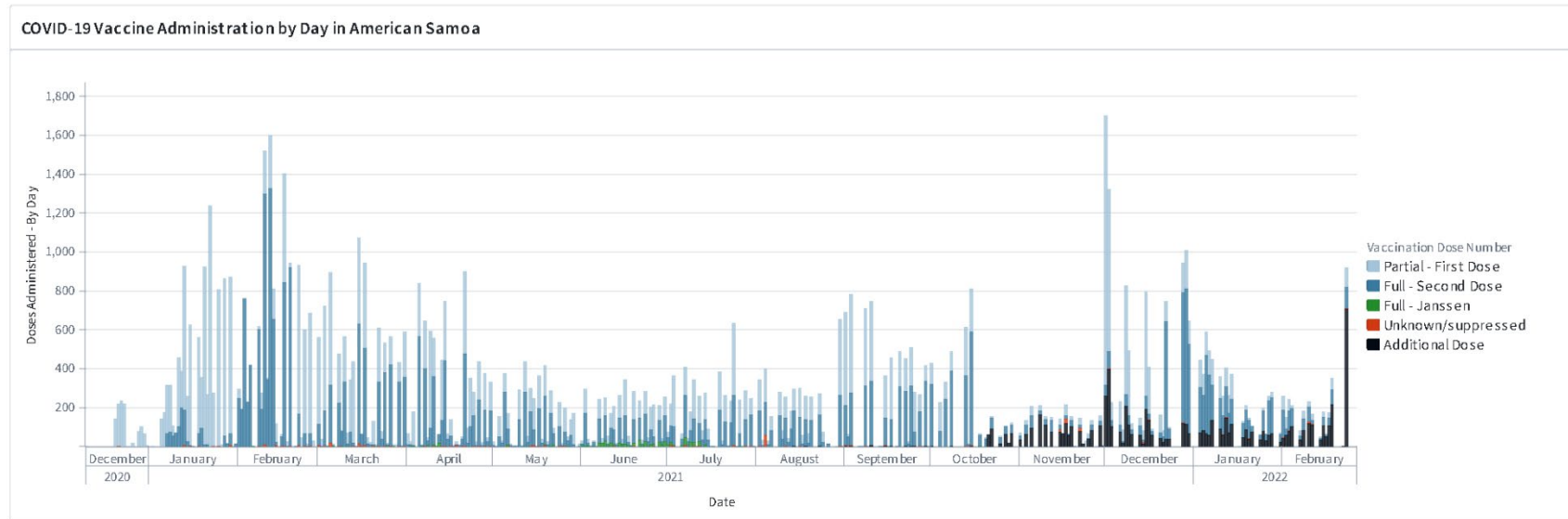


Source: Tiberius Dataset "Administration - Admin Zip - Reporting View"
Percentages are capped at 100%

CDC/PIHOA one-on-one USAPI weekly check-ins
Week: 2/19/2022-2/25/2022

By Jurisdiction:

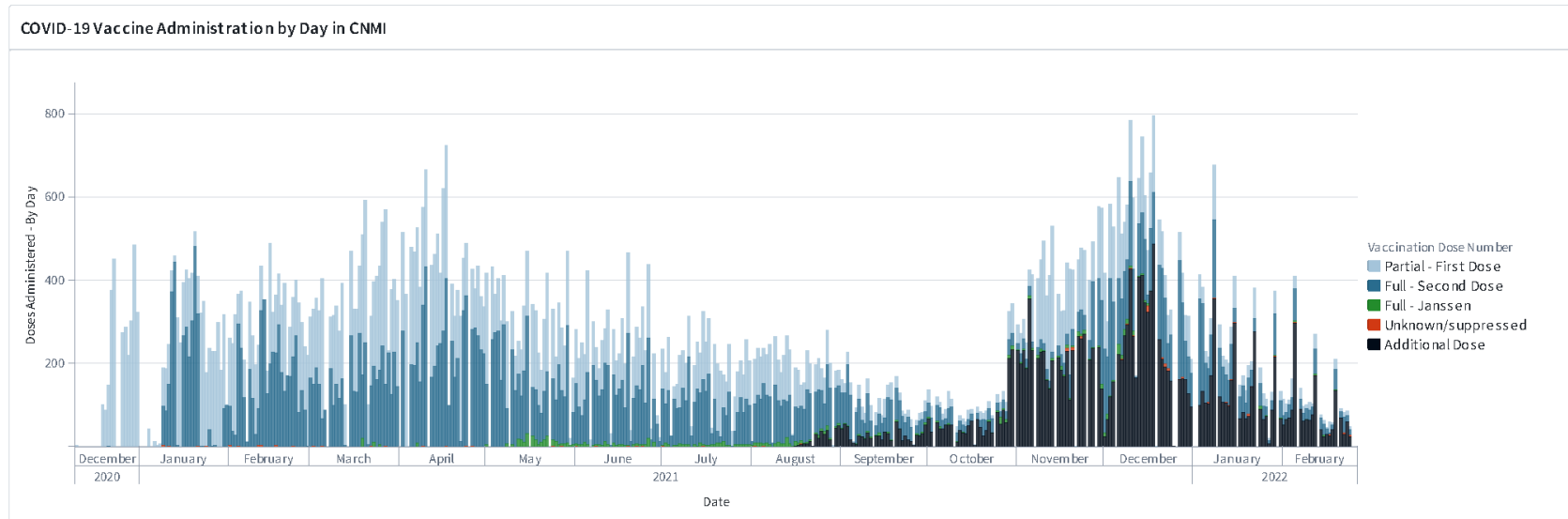
American Samoa



Source: Tiberius Dataset "Administration - Admin Awardee - Reporting View"

CDC/PIHOA one-on-one USAPI weekly check-ins
Week: 2/19/2022-2/25/2022

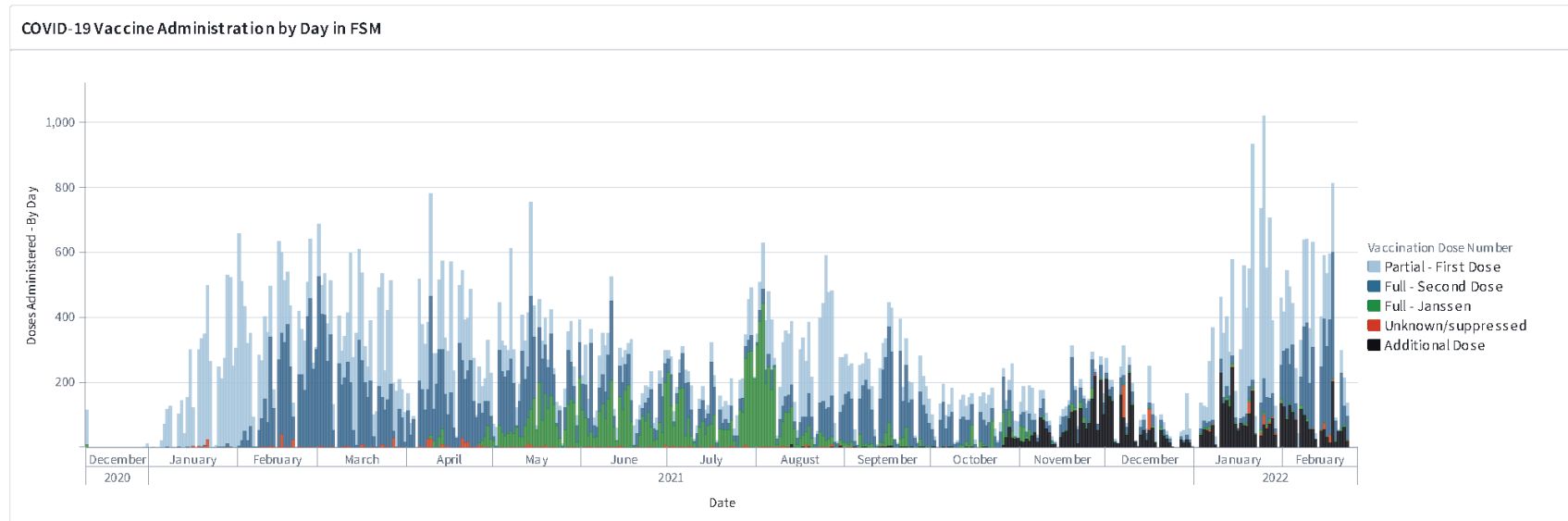
Commonwealth of the Northern Mariana Islands



Source: Tiberius Dataset "Administration - Admin Awardee - Reporting View"

CDC/PIHOA one-on-one USAPI weekly check-ins
Week: 2/19/2022-2/25/2022

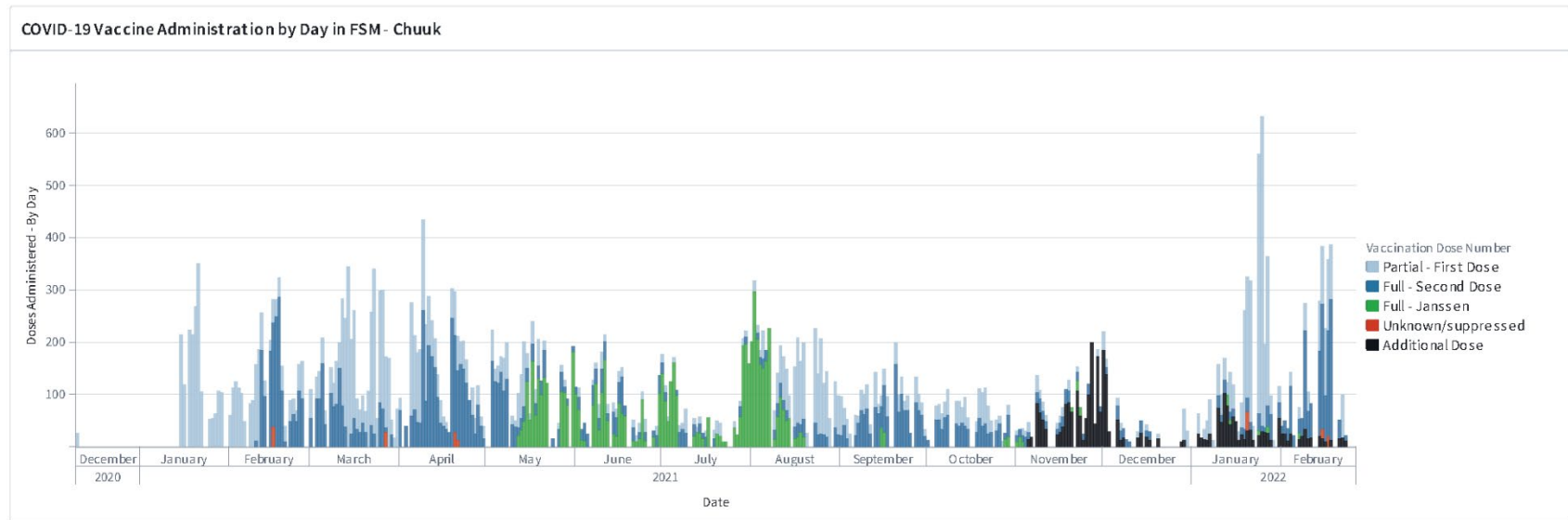
Federated States of Micronesia



Source: Tiberius Dataset "Administration - Admin Awardee - Reporting View"

CDC/PIHOA one-on-one USAPI weekly check-ins
Week: 2/19/2022-2/25/2022

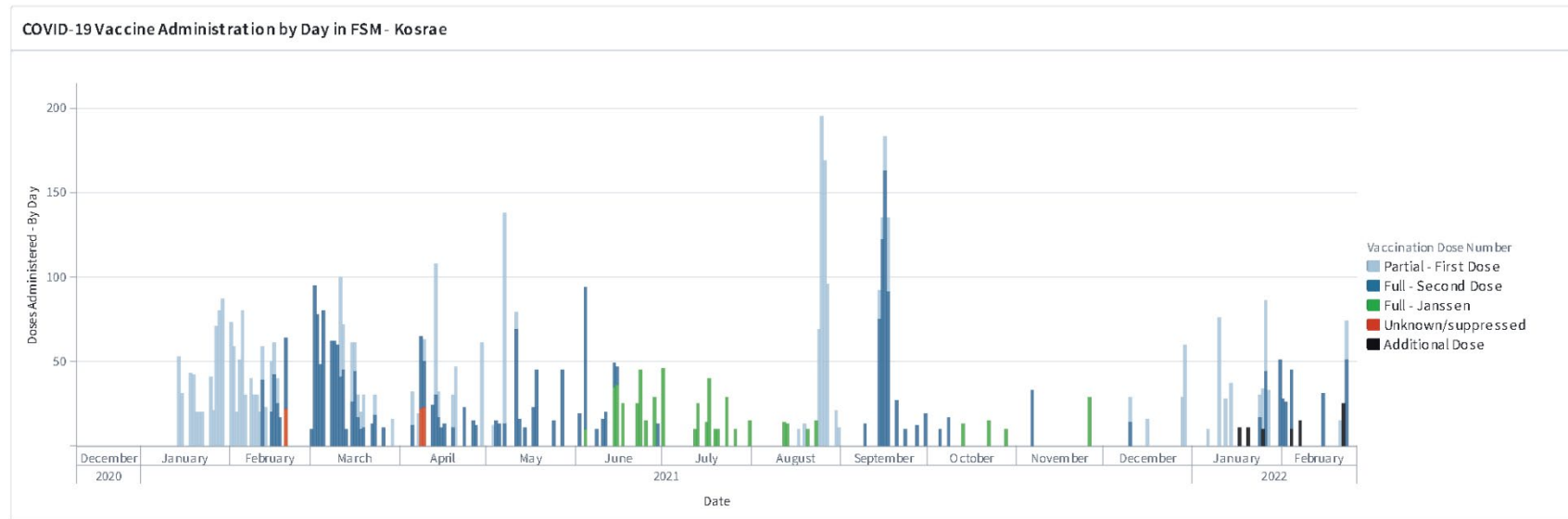
Chuuk



Source: Tiberius Dataset "Administration - Admin Zip - Reporting View"

CDC/PIHOA one-on-one USAPI weekly check-ins
Week: 2/19/2022-2/25/2022

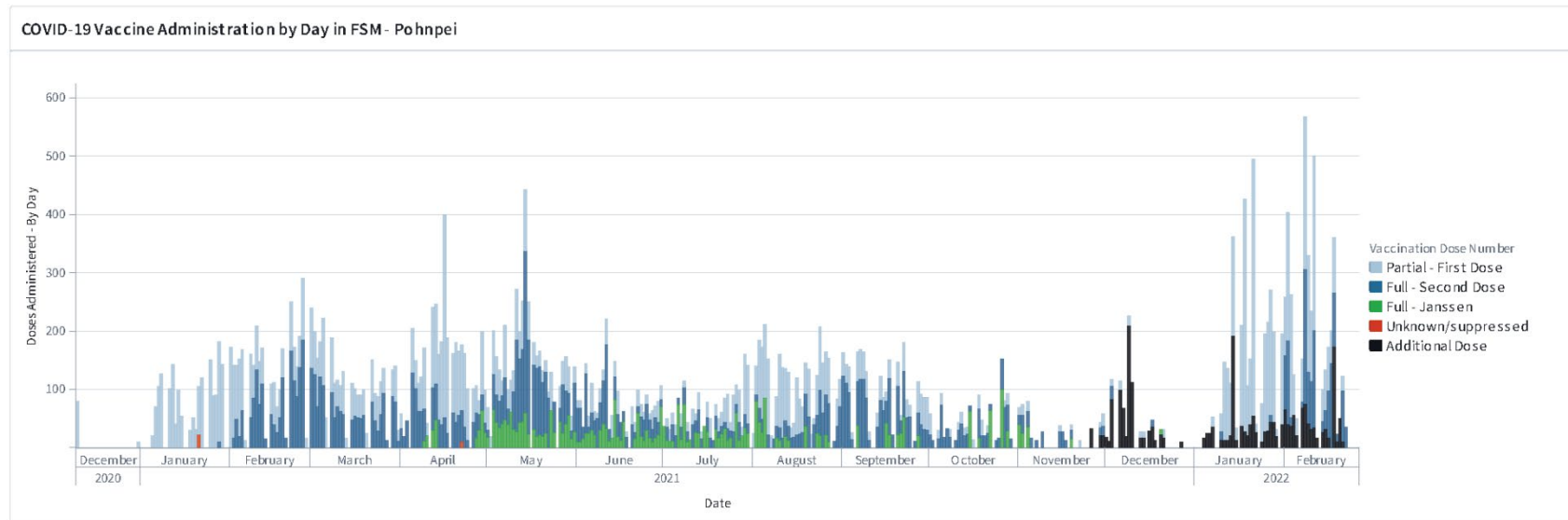
Kosrae



Source: Tiberius Dataset "Administration - Admin Zip - Reporting View"

CDC/PIHOA one-on-one USAPI weekly check-ins
Week: 2/19/2022-2/25/2022

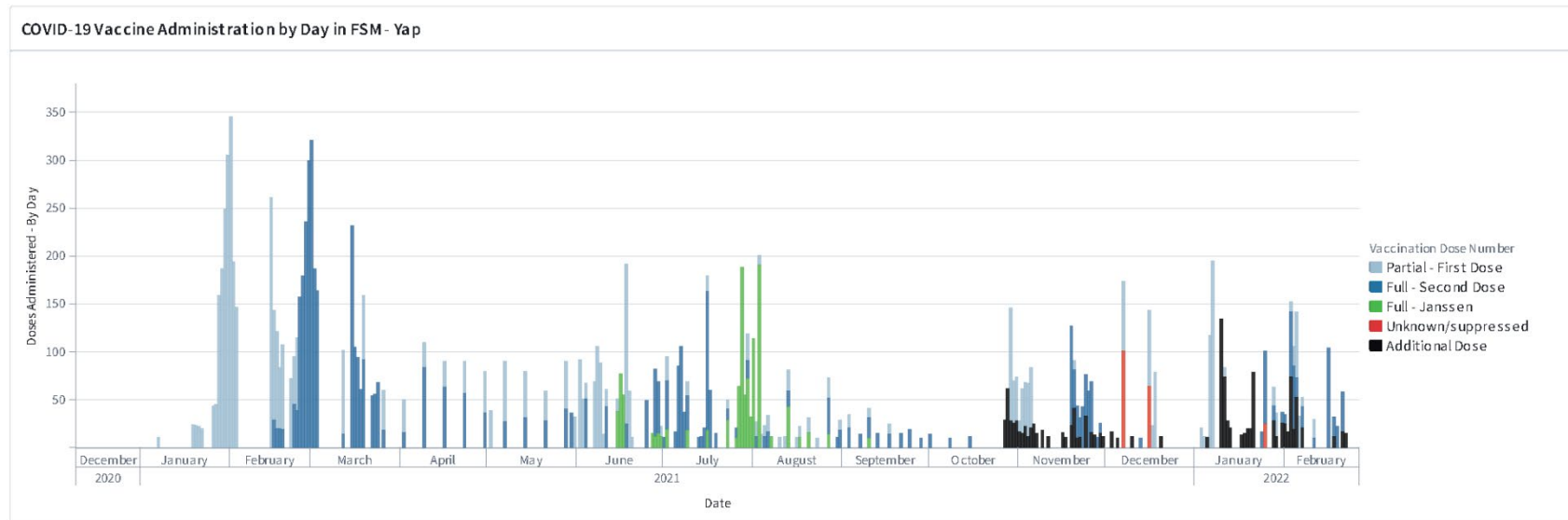
Pohnpei



Source: Tiberius Dataset "Administration - Admin Zip - Reporting View"

CDC/PIHOA one-on-one USAPI weekly check-ins
Week: 2/19/2022-2/25/2022

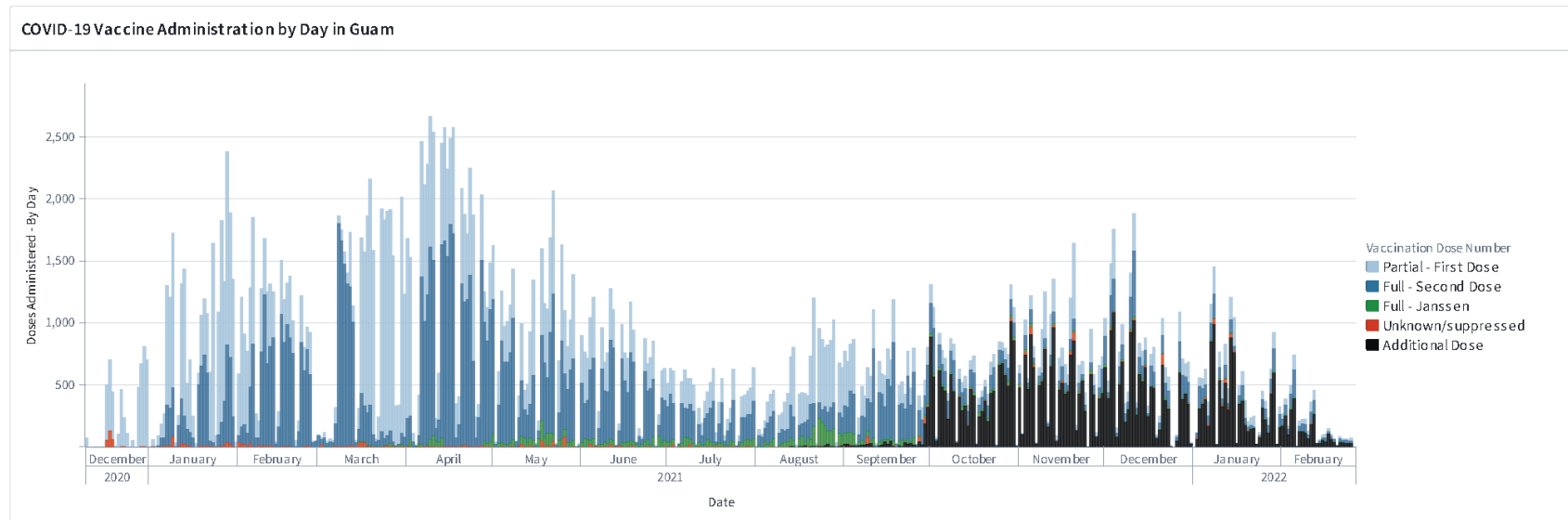
Yap



Source: Tiberius Dataset "Administration - Admin Zip - Reporting View"

CDC/PIHOA one-on-one USAPI weekly check-ins
Week: 2/19/2022-2/25/2022

Guam

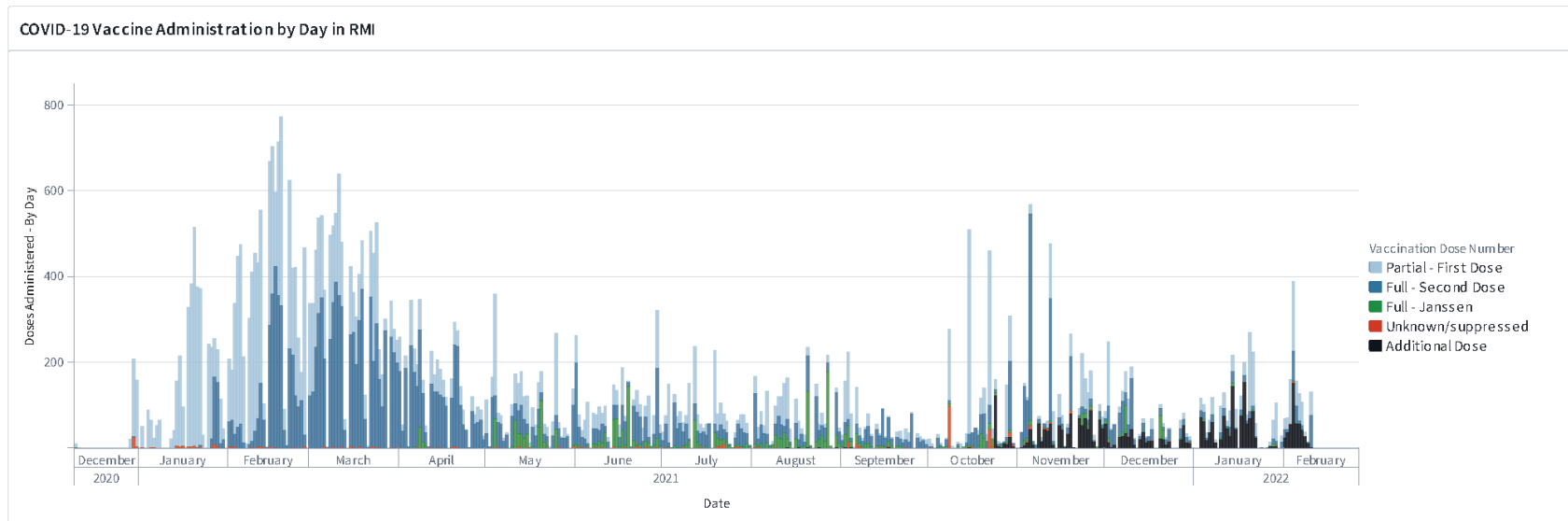


Source: Tiberius Dataset "Administration - Admin Awardee - Reporting View"

Metrics Include - Jurisdiction and Pharmacy Data, Exclude - Federal Agency Data

CDC/PIHOA one-on-one USAPI weekly check-ins
Week: 2/19/2022-2/25/2022

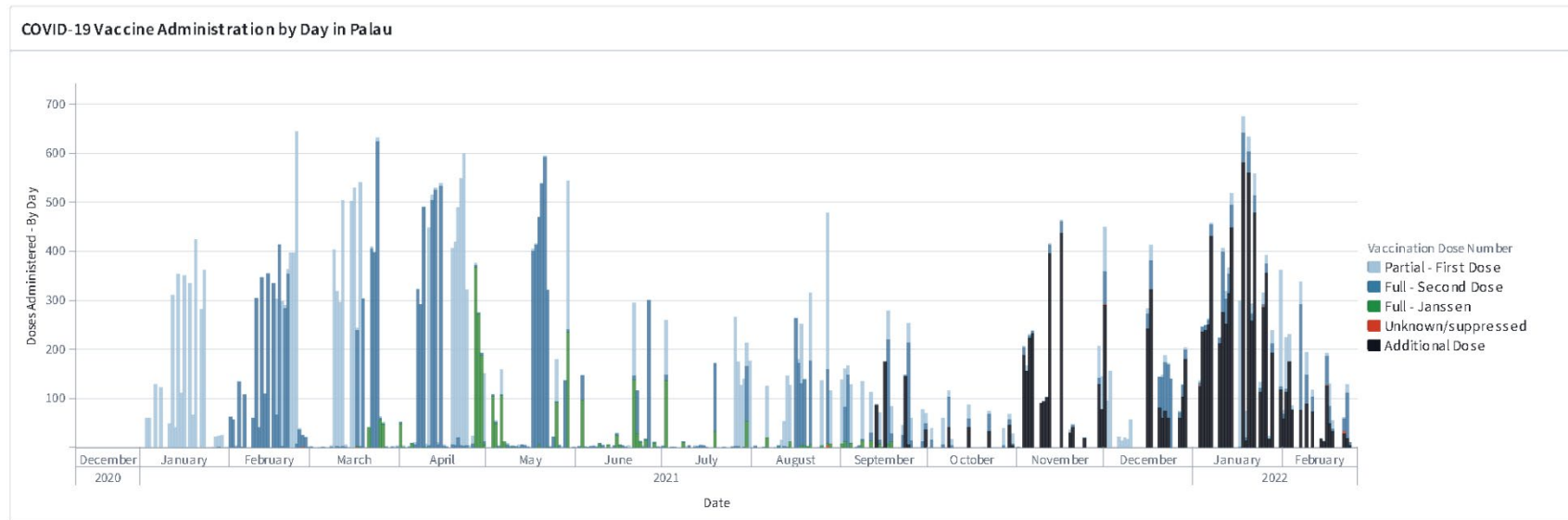
Republic of the Marshall Islands



Source: Tiberius Dataset "Administration - Admin Awardee - Reporting View"

CDC/PIHOA one-on-one USAPI weekly check-ins
Week: 2/19/2022-2/25/2022

Republic of Palau



Source: Tiberius Dataset "Administration - Admin Awardee - Reporting View"

CDC/PIHOA one-on-one USAPI weekly check-ins
Week: 2/19/2022-2/25/2022

Sources:

Population Metrics

Palau: 2015 census <https://www.palau.gov.pw/wp-content/uploads/2017/02/2015-Census-of-Population-Housing-Agriculture-.pdf>

FSM: 2010 census <https://www.fsmstatistics.fm/social/population-statistics/>

American Samoa: 2010 census <https://americansamoa.prism.spc.int/social/demography/population-by-age-group.html>

CNMI: 2015 census <https://cccguam.org/wp-content/uploads/CNMI-Statistical-Yearbook-2015-02.10.2017-nxp.pdf>

Guam: 2010 census <https://www.census.gov/data/datasets/2010/dec/guam.html>

RMI: 2010 census

FSM (States): 2010 census <https://www.fsmstatistics.fm/wp-content/uploads/2020/04/2010-Summary-Analysis-Key-Indicators.pdf>