

CDC/PIHOA one-on-one USAPI weekly check-ins
Week: 3/5/2022-3/11/2022

Regional Summary:

- COVID-19 cases
 - Guam has reported 46,243 total cases with 337 deaths and 44,182 recovered; 808 new cases (↓ from 1,324 last week) and 6 new deaths this week (↓ from 9 last week); test positivity 18.8% (↓ from 24.1% last week); 29 hospitalized cases (↓ from 35 last week)
 - CNMI has reported 10,433 total cases with 30 deaths and 10,022 recovered; 433 new cases (↓ from 596 last week) and 0 new deaths this week (↓ from 1 last week); test positivity 24.8% (↓ from 28.3% last week); 5 hospitalized cases (↓ from 10 last week)
 - Palau has reported 3,899 total cases with 6 deaths and 3,568 recovered; 55 new cases reported this week (↓ from 118 last week) and 0 new deaths this week (– from 0 last week); 1 case hospitalized (↑ from 0 last week)
 - American Samoa has reported 343 total cases with 0 deaths; 147 new cases (↑ from 96 last week); 5 cases hospitalized (↑ from 1 last week)
 - FSM and RMI have had no community transmission with 0 new cases reported this week
- COVID-19 Vaccine distribution summary (See USAPI Vaccine Summary with 22 updated tables and figures listed below)
 - Pediatric formulation of the Pfizer vaccine was ordered and delivered to each of the 6 USAPI, pediatric vaccination campaigns have started in all jurisdictions except for most outer islands in FSM and RMI
 - Based on jurisdictional reports: a total of 302,000 people in the region are fully vaccinated (80.2% of all eligible individuals / +0.4%)
 - An additional 28,000 people in the region are partially vaccinated (7.4% of eligible individuals in the region)
 - Note: eligible individuals are 5+ for American Samoa, Chuuk, Northern Mariana Islands, Guam, Kosrae, Kwajalein, Majuro, Palau, Pohnpei and Yap
 - Based on data submitted into Tiberius via WebIZ: **88% of all people aged 5 years and older have had at least one dose of a COVID-19 vaccine; 79% are fully vaccinated; and 29% have an additional dose.**
 - Current percentages of eligible population **aged 5 and over** fully vaccinated (from Tiberius via WebIZ)
 - **American Samoa: 91% (+2%)**
 - **FSM: Chuuk: 49% (+1%), Kosrae: 66% (+1%), Pohnpei: 58% (+2%), Yap: 73% (+2%)**
 - **Guam: 89% (+1%)**
 - **RMI: 55% (+1%)**
 - **CNMI: 88% (--%)**
 - **Palau: 100% (--%)**
 - Current percentages of eligible population **aged 5 and over** with additional doses (from Tiberius via WebIZ)
 - **American Samoa: 31% (+9%)**
 - **FSM: Chuuk: 8% (--%), Kosrae: 7% (+2%), Pohnpei: 10% (+1%), Yap: 19% (+2%)**
 - **Guam: 36% (+1%)**
 - **RMI: 11% (--%)**
 - **CNMI: 40% (--%)**
 - **Palau: 67% (--%)**
 - Outer island vaccinations: Outer Island coverage rates from jurisdictional outer island outreach activities due to difficulty in determining denominators and true residence in Tiberius.
 - **RMI Outer Islands:** At least one dose **59% (--%)**; Fully **46% (--%)** (among those 12+)
 - **Yap Outer Islands:** At least one dose **98% (--%)**; Fully **95% (--%)** (denominators adjusted to locally collected denominators for 18+)
 - **Chuuk Outer Islands (out of the lagoon):** Fully **31% (--%)** (OI numbers are incomplete)
 - **Pohnpei Outer Islands:** Fully **63% (--%)** (denominator adjusted based on OI reports for 18+)
- COVID-19 Containment strategies

CDC/PIHOA one-on-one USAPI weekly check-ins

Week: 3/5/2022-3/11/2022

- Guam is allowing travelers to enter with 10-day home quarantine with exemptions for vaccinated travelers and unvaccinated travelers with negative PCR test 72 hours or antigen test 24 hours prior to arrival.
- CNMI is allowing vaccinated travelers to enter without quarantine and unvaccinated travelers to enter with 5-day quarantine, both with testing on day 5.
- Palau is running regular Guam and Taiwan flights with restriction of movement for vaccinated travelers with negative PCR test within 3 days of departure to Palau or negative antigen test within 1 day of departure to Palau and testing on day 4.
- AS has suspended all air and sea travel under Code Red.
- RMI has regular repatriation flights ongoing with HNL with in-country quarantine and testing requirements.
- FSM has suspended all repatriation flights.
- COVID-19 Laboratory Testing capacity
 - Supplies of Abbott ID NOW, Abbott BinaxNOW, and GeneXpert are low in some USAPI as outbreak testing demands increase; difficulties with procurement.

CDC/PIHOA one-on-one USAPI weekly check-ins
Week: 3/5/2022-3/11/2022

USAPI	COVID-19 cases	Testing	Containment	Community Mitigation	Medical Surge Preparedness	Vaccine Updates (Jurisdictional Reports)
AS	343 total cases with 0 deaths; 147 new cases (↑ from 96 last week); community transmission identified	Stocks as of 3/4/22: Abbott ID NOW (340 available), GeneXpert (2,534 available), Abbott Binax NOW (5,600 available), BioFire (0 available) and ACCULA (5,100 available) testing on-island; 28,426 total samples have been tested; 1,531 in past week; three community testing centers are now open weekdays from 8 am–2 pm	Borders remain closed to normal travel; air and sea travel are suspended; 0 in quarantine	American Samoa is currently at “code red”: limited business hours, only essential services are allowed to operate, suspension of several public operations (ASG, air and sea travel, ports of entry, etc.), prohibit public gatherings, mandated mask use, prohibit dine-in, territorial curfew, etc.; pandemic declaration extended to 4/1	<p>5 cases hospitalized (↑ from 1 last week)</p> <p>46 ventilators functional at LBJ (46 available); 132 beds (87 available); 7 ICU beds (2 available); 8 total isolation COVID beds in COVID tent outside of LBJ (3 available)</p> <p>mAb in stock: 1,074 (Available: 192 Sotrovimab, 149 Evusheld, 275 Bebtelovimab, 438 REGN-COV, 20 BAM/ETE) mAb used in past week: 15 Antivirals in stock: 485 (Available: 171 Molnupiravir, 314 Paxlovid) Antivirals used in past week: 16 Week (2/27– 3/05)</p>	<p>Partially vaccinated: 2,283 (as of 3/5)</p> <p>Fully vaccinated: 40,136 (as of 3/5)</p> <p>Additional dose: 11,427 (as of 3/5)</p> <p>% 5+ fully vaccinated: 88.3%</p> <p>% 5+ at least one dose: 93.4%</p> <p>% 5+ w/ additional dose: 25.2%</p>

CDC/PIHOA one-on-one USAPI weekly check-ins
Week: 3/5/2022-3/11/2022

CNMI	10,433 total cases with 30 deaths and 10,022 recovered; 433 new cases (↓ from 596 last week) and 0 new deaths this week (↓ from 1 last week)	Stocks as of 1/20/22: Abbott ID NOW (24 available), GeneXpert (1,730 available), Abbott Binax NOW (5,080 available), Biofire (360 available), and Solgent (218 available) testing on-island; 141,995 total samples have been tested; 1,763 tests run in the past week; test positivity 24.8% (↓ from 28.3% last week)	Fully vaccinated travelers must test on day 5 post-arrival; unvaccinated travelers are required to complete a 5-day quarantine with day 5 test out; 381 cases in isolation	CNMI has social distancing measures in place in schools, businesses, etc.	5 hospitalized cases (↓ from 10 last week) 46 usable ventilators; at CHCC- 75 hospital beds, 8 ICU beds; Kanoa Resort Alternative care site: ICU, medical ward, and step-down units; medical tent is outside hospital with 40 beds mAb in stock: 734 (Available: 10 Sotrovimab, 171 Evusheld, 79 Bebtelovimab, 372 REGN-COV, 102 BAM/ETE) mAb used in past week: 48 Antivirals in stock: 171 (Available: 79 Molnupiravir, 92 Paxlovid) Antivirals used in past week: 4 Week (2/27– 3/05)	Partially vaccinated: 934 (as of 3/11) Fully vaccinated: 43,567 (as of 3/11) Additional dose: 21,663 (as of 3/11) % 5+ fully vaccinated: >100% % 5+ w/ additional dose: 50.3%
Guam	46,243 total cases with 337 deaths and 44,182 recovered; 808 new cases (↓ from 1,324 last week) and 6 new deaths this week (↓ from 9 last week)	Stocks as of 3/11/22: Abbott Binax NOW (6,396 available), Abbott ID NOW (6,982 available), BD Veritor (1,497 available), Flowflex (21,809 available), GeneXpert (3,614 available), and ABI 7500 (54,802 available); 432,328 diagnostic tests conducted; 4,396 this week; test positivity 18.8% (↓ from 24.1% last week)	Unvaccinated travelers entering Guam: 10-day home quarantine unless negative PCR test 72 hours/antigen test 24 hours prior to departure; Vaccinated travelers: no quarantine with proof of vaccination; 1,724 cases in isolation (1,436 home isolation, 5 facility isolation, 254 military isolation, 29 hospitalized)	Guam has mask requirements and disinfection in place in businesses with additional social distancing measures in schools and sporting events; vaccination requirements for many public businesses and contact sports lifted 2/25/22	29 hospitalized cases (↓ from 35 last week) mAb in stock: 725 (Available: 162 Sotrovimab, 96 Evusheld, 300 Bebtelovimab, 24 REGN-COV, 140 BAM/ETE) mAb used in past week: 35 Antivirals in stock: 485 (Available: 394 Molnupiravir, 70 Paxlovid) Antivirals used in past week: 16 Week (2/27– 3/05)	Partially vaccinated: 6,068 (as of 3/11) Fully vaccinated: 123,187 (as of 3/11) % 5+ fully vaccinated: 88.0% % 5+ at least one dose: 92.3%

CDC/PIHOA one-on-one USAPI weekly check-ins
Week: 3/5/2022-3/11/2022

Chuuk	0 cases; 3 historical cases identified from 4th repatriation group and are not counted as Chuuk cases	Stocks as of 3/8/22: GeneXpert (1,140 available), Abbott Binax NOW (703 available), and BioFire (150 available) testing on-island; travel testing with antigen, frontline workers sporadic testing; running ~90 tests per week	Borders remain closed; 22 total individuals have been repatriated; repatriation individuals must be fully vaccinated, undergo quarantine in Guam and Chuuk with day 7 and 14 testing for repatriation; all FSM repatriation flights are paused; quarantine workers are subject to testing while working quarantine sites	Education is being conducted in communities; risk communication ongoing with repatriation; social distancing is being encouraged but not enforced	21 working ventilators at hospital (12 LTV FEMA, 3 Hamilton): 104 beds in shared wards, 9 ICU beds, 14 beds in isolation rooms, no negative air flow, 6 dedicated PUI/COVID-19 rooms + plan to use for mAb; mAb stock on-island (24 vials Evusheld, 3 boxes Sotrovimab)	Partially vaccinated: 5,946 (as of 3/11) Fully vaccinated: 20,682 (as of 3/11) % 5+ fully vaccinated: 48.5% % 5+ at least one dose: 62.4%
Kosrae	0 cases; all individuals exposed to cases identified from fishing vessel have been tested 3 times in 15 days and contacts of those exposed tested twice, all negative	Stocks as of 3/10/22: Abbott ID NOW (118 available), GeneXpert (2,165 available), and Abbott Binax NOW (0 available) testing on-island; mostly travel testing currently; running ~50 tests per week	Borders remain closed; 8 repatriation flights conducted (~158 persons); current protocols involve 10 days quarantine in Guam and 7 days (fully vaccinated) or 14 days (unvaccinated) quarantine in Kosrae; all FSM repatriation flights are paused	Community-level education by Risk Communication Committee; social distancing is being encouraged but not enforced	3 FEMA vents on-island; 45 hospital beds (2 ICU), 5 isolation rooms with no negative air flow; new quarantine facility completed Working to upgrade oxygen generator; low supplies of PPE on-island	Partially vaccinated: 394 (as of 3/11) Fully vaccinated: 3,937 (as of 3/11) % 5+ fully vaccinated: 74.5% % 5+ at least one dose: 82.0%

CDC/PIHOA one-on-one USAPI weekly check-ins
Week: 3/5/2022-3/11/2022

Pohnpei	0 cases	Stocks as of 12/3/21: Abbott ID NOW (0 available), GeneXpert (1,334 available), and Abbott Binax NOW (2,231 available) testing on-island; 3,105 total tests conducted on-island; mostly travel testing currently; running ~90 tests per week	Borders remain closed; several small repatriation flights have now been conducted from Guam; current repat protocols involve 10 days quarantine in Guam and 7 days in Pohnpei; all FSM repatriation flights are paused	Designated team developed for risk communication and currently conducting community education	14 total vents; 98 hospital beds (no ICU beds), 4 isolation rooms at hospital with negative air flow; MMA isolation center near the airport with 40 units; China Star hotel is a quarantine site (26 rooms) Therapeutics for all of FSM mAb in stock: 558 (Available: 12 Sotrovimab, 96 Evusheld, 0 Bebtelovimab, 400 REGN-COV, 50 BAM/ETE) mAb used in past week: 0 Antivirals in stock: 180 (Available: 100 Molnupiravir, 80 Paxlovid) Antivirals used in past week: 0 Week (2/27– 3/05)	Partially vaccinated: 4,479 (as of 3/11) Fully vaccinated: 19,102 (as of 3/11) % 5+ fully vaccinated: 59.0% % 5+ at least one dose: 72.9%
Yap	0 cases	Stocks as of 2/23/22: GeneXpert (2,795 available), BD Veritor (750 available), Abbott Binax NOW (665 available), and BioFire (20 available) testing on-island; mainly travel and frontline testing; 4,228 tests to date, all negative; run ~60 tests/week; continue testing travelers and patients with respiratory illness	Borders remain closed; 105 total repatriated; Yap repat protocols require 10-day quarantine in Guam and 14 days in Yap with testing days 2, 7, and 13; all FSM repatriation flights are paused	Social distancing is being encouraged but not enforced; community education is ongoing (currently focused on vaccines) and expanded to outer islands	20 working ventilators on-island; 38 hospital beds, 2 isolation rooms with negative air flow; working to establish permanent quarantine and isolation facilities; working on improved iso wards and oxygen generation facility; mAb stock on-island	Partially vaccinated: 698 (as of 3/11) Fully vaccinated: 7,545 (as of 3/11) % 5+ fully vaccinated: 80.9% % 5+ at least one dose: 88.4%

CDC/PIHOA one-on-one USAPI weekly check-ins

Week: 3/5/2022-3/11/2022

Palau	3,899 total cases with 6 deaths and 3,568 recovered; 55 new cases reported this week (↓ from 118 last week) and 0 new deaths this week (-- from 0 last week)	Stocks as of 3/11/21: Abbott ID NOW (1,008 available), GeneXpert (2,500 available), Abbott Binax NOW (16,000 available) testing on-island; 37,947 total tests conducted; 678 tests run in past week	Some passenger flights (Guam, Taiwan) and military flights ongoing; vaccinated travelers from Guam have no quarantine; 325 active cases in isolation	Mandate face mask wearing in all indoor facilities, at all outdoor gatherings of 20+ people, physical distancing of 3 feet	<p>1 case hospitalized (↑ from 0 last week)</p> <p>80 hospital beds, 4 ICU beds, 5 isolation rooms with negative air flow; various quarantine sites available; 36 working ventilators on-island</p> <p>mAb in stock: 846 (Available: 168 Sotrovimab, 124 Evusheld, 180 Bebtelovimab, 306 REGN-COV, 68 BAM/ETE) mAb used in past week: 11 Antivirals in stock: 349 (Available: 82 Molnupiravir, 267 Paxlovid) Antivirals used in past week: 7 Week (2/27– 3/05)</p>	<p>Partially vaccinated: no longer reported</p> <p>Fully vaccinated: 17,886 (as of 3/9)</p> <p>Additional dose: 10,787 (as of 3/9)</p> <p>% 5+ fully vaccinated: >100%</p> <p>% 5+ w/ additional dose: 64.6%</p>
--------------	--	---	--	--	--	--

CDC/PIHOA one-on-one USAPI weekly check-ins
Week: 3/5/2022-3/11/2022

RMI- Majuro +OI	0 cases	Stocks as of 2/8/22: Abbott ID NOW (0 available), GeneXpert (20 available), BioFire (164 available), Roche 480 (720 available), POCkit (600 available), BD Veritor (167 available) and Abbott Binax NOW (129 available) testing on-island; 2,987 total tests conducted	Borders are closed until at least 3/31/22; Travel Advisory #36 in effect; HNL repat is ongoing [3 days HNL facility Q +14 days facility Q w/ multiple tests]; 1,217 individuals released; 63 in quarantine	Multiple media strategies including community meetings; normal activities have resumed; social distancing being encouraged but not enforced	44 total vents on-island (37 reserved for COVID-19 isolation); 108 hospital beds (3 ICU), 8 isolation rooms (1 with negative air flow); new isolation building (8 isolation rooms with negative air flow) completed; new quarantine facility (24 beds) built and old facility still usable (80 beds) Therapeutics for all of RMI mAb in stock: 384 (Available: 102 Sotrovimab, 96 Evusheld, 90 Bebtelovimab, 96 REGN-COV, 0 BAM/ETE) mAb used in past week: 0 Antivirals in stock: 220 (Available: 100 Molnupiravir, 120 Paxlovid) Antivirals used in past week: 0 Week (2/27– 3/05)	Partially vaccinated: 5,739 (as of 3/7) Fully vaccinated: 19,540 (as of 3/7) % 5+ fully vaccinated: 59.8% % 5+ at least one dose: 77.4% % 12+ w/ additional dose: 44%
RMI- Kwaj	4 cases (4 imported; identified in quarantine facility)	Stocks as of 2/8/22: Abbott ID NOW (0 available), GeneXpert (0 available), and Abbott Binax NOW (2,386 available) testing on-island; 1,096 total tests conducted	Borders are closed until at least 3/31/22; Travel Advisory #36 in effect; 1,792 individuals have been repatriated to Kwajalein base; 22 in quarantine	Limited social distancing occurring but implementing some safety measures	14 vents on-island; isolation facility is being built and renovated TB trailer is being prepared (6 beds) for temporary isolation	Partially vaccinated: 1,442 (as of 3/7) Fully vaccinated: 6,557 (as of 3/7) % 5+ fully vaccinated: 70.9% % 5+ at least one dose: 86.5% % 12+ w/ additional dose: 55%

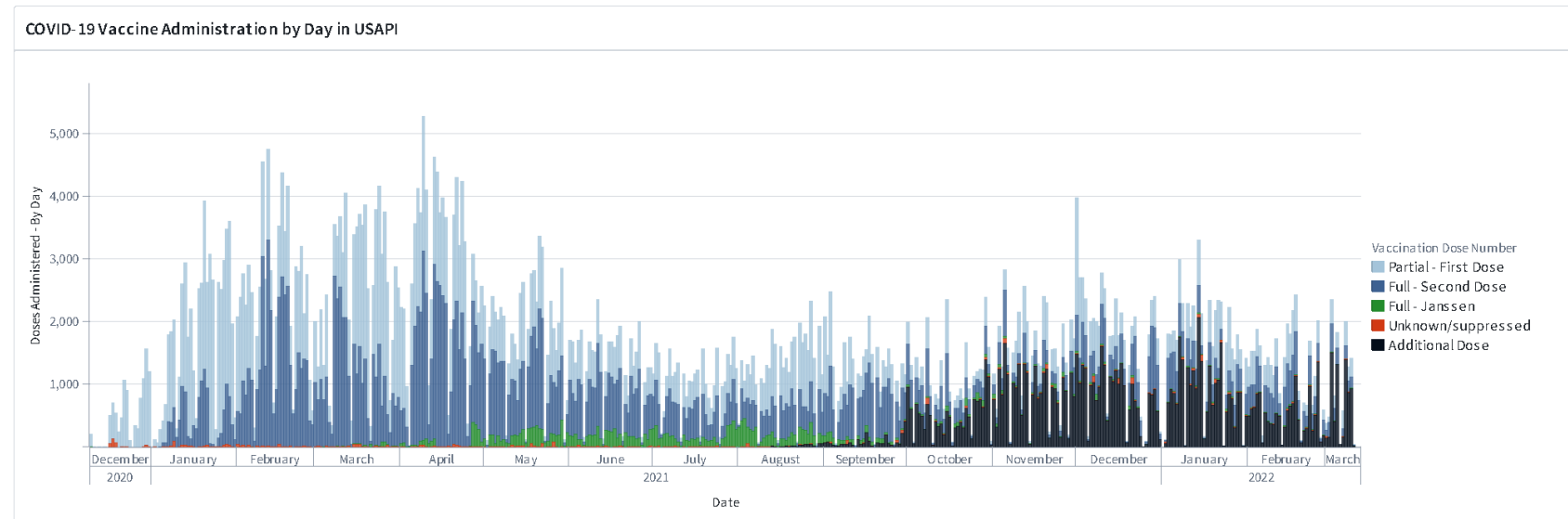
CDC/PIHOA one-on-one USAPI weekly check-ins
Week: 3/5/2022-3/11/2022

USAPI Vaccine Summary Tables and Charts:

**Note that all data except for those detailing Outer Island coverage rates comes directly from Tiberius. Thank you to Katrina Myers and the entire USAPI Tiberius Team for helping assemble "Dr. B's Famous Slide-set." Thank you to the jurisdictions who enter this data into WebIZ each day to keep it up to date.*

**Outer Island data was provided by each jurisdiction based on their outer island outreach activities. Because of this, there may be discrepancies between the two data sets (Tiberius and the Jurisdiction Outer Island Data). Also, some jurisdictions have yet to report their data in detail. Thank you to Dr. Haley Cash for assembling the Outer Island table and each of the jurisdictions for collecting and reporting this unique, yet important data.*

US-affiliated Pacific Islands Region



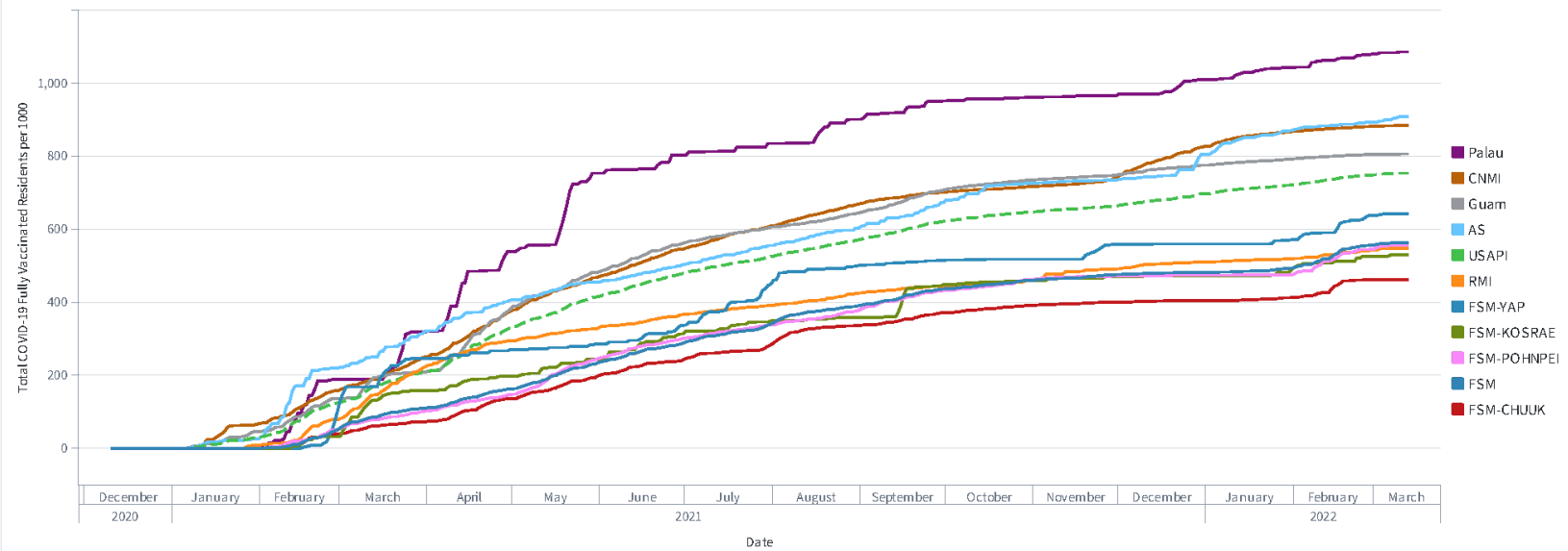
Source: Tiberius Dataset "Administration - Admin Awardee - Reporting View"

Metrics Include - Jurisdiction and Pharmacy Data, Exclude - Federal Agency Data

CDC/PIHOA one-on-one USAPI weekly check-ins

Week: 3/5/2022-3/11/2022

Cumulative COVID-19 Fully Vaccinated Residents in USAPI (per 1000 eligible residents)



Metrics Include - Jurisdiction and Pharmacy Data, Exclude - Federal Agency Data

Eligible Population - 5+ yrs

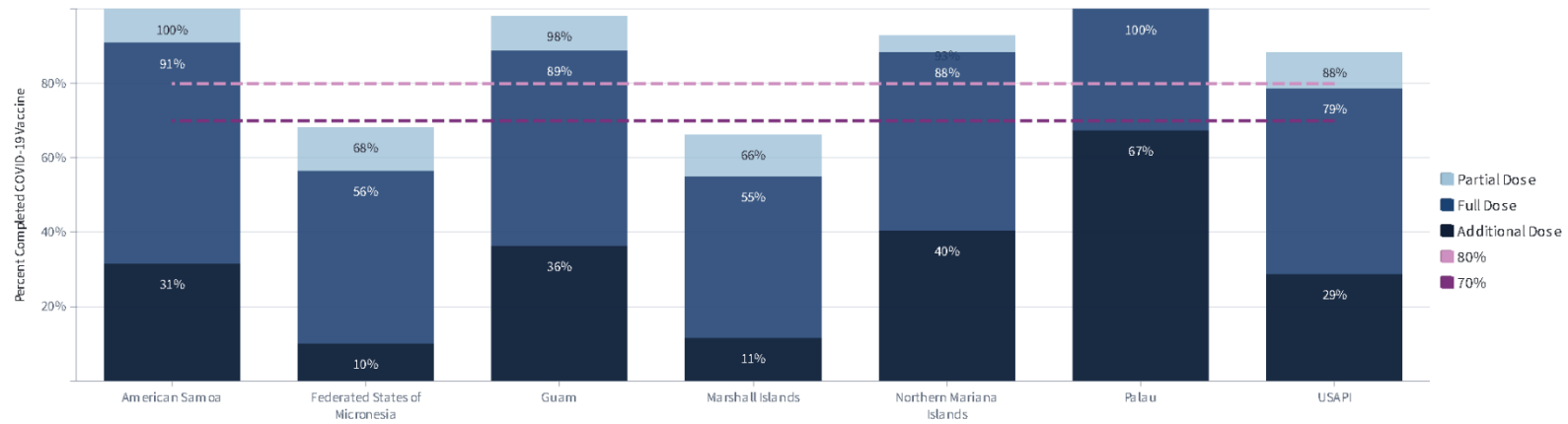
Source: Tiberius Dataset "Administration - Admin Awardee - Reporting View" & "Administration - Admin Zip - Reporting View"

CDC/PIHOA one-on-one USAPI weekly check-ins
Week: 3/5/2022-3/11/2022

Jurisdiction	Population Aged 5+	Fully Vaccinated	Percent Fully Vaccinated	Partially Vaccinated	Percent Partially Vaccinated	Additional Doses	Percent With Additional Dose	Unvaccinated	Percent Unvaccinated
American Samoa	43,110	39,170	91%	43,652	100%	13,521	31%	0	0%
FSM-CHUUK	43,093	20,910	49%	26,320	61%	3,576	8%	16,773	39%
FSM-KOSRAE	5,861	3,865	66%	4,301	73%	385	7%	1,560	27%
FSM-POHNPEI	32,193	18,773	58%	23,246	72%	3,175	10%	8,947	28%
FSM-YAP	10,226	7,419	73%	7,793	76%	1,892	19%	2,433	24%
Guam	154,941	137,590	89%	152,012	98%	56,130	36%	2,929	2%
Marshall Islands	45,415	24,908	55%	30,080	66%	5,152	11%	15,335	34%
Northern Mariana Islands	48,632	42,991	88%	45,152	93%	19,626	40%	3,480	7%
Palau	16,451	17,872	100%	20,136	100%	11,078	67%	0	0%
USAPI	399,319	313,498	79%	352,692	88%	114,535	29%	46,627	12%

CDC/PIHOA one-on-one USAPI weekly check-ins Week: 3/5/2022-3/11/2022

Striving for 80%: USAPI 5+ COVID-19 Vaccine Progress



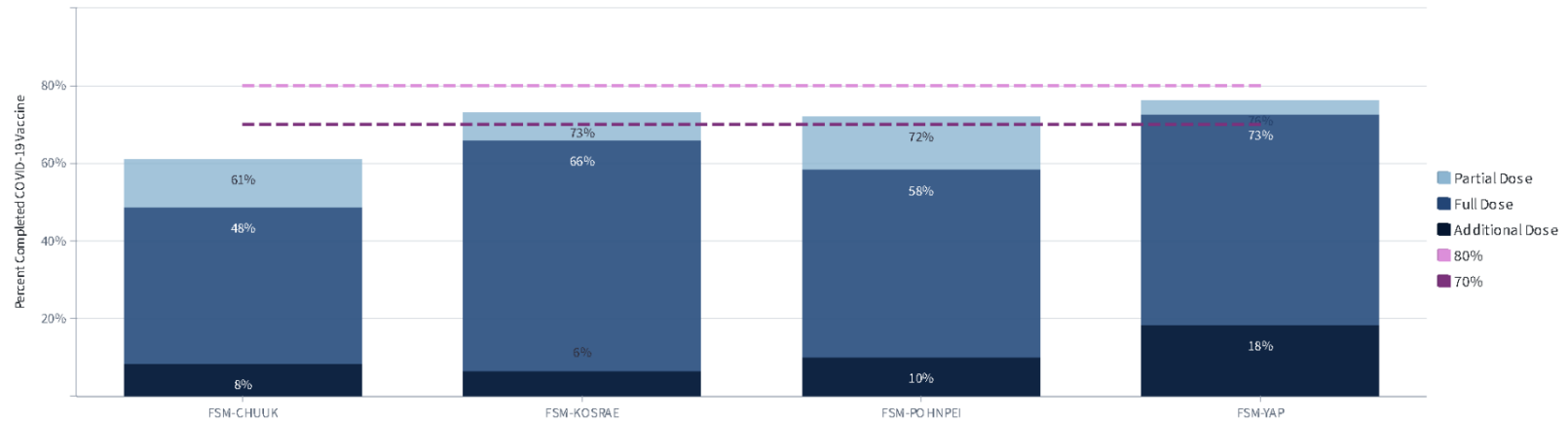
Metrics Include Jurisdiction, Pharmacy, and Federal Agency Data

Source: Tiberius Dataset "Administration - Admin Awardee - Reporting View"

Percentages are capped at 100%

CDC/PIHOA one-on-one USAPI weekly check-ins Week: 3/5/2022-3/11/2022

Striving for 80%: USAPI 5+ COVID-19 Vaccine Progress (FSM States)

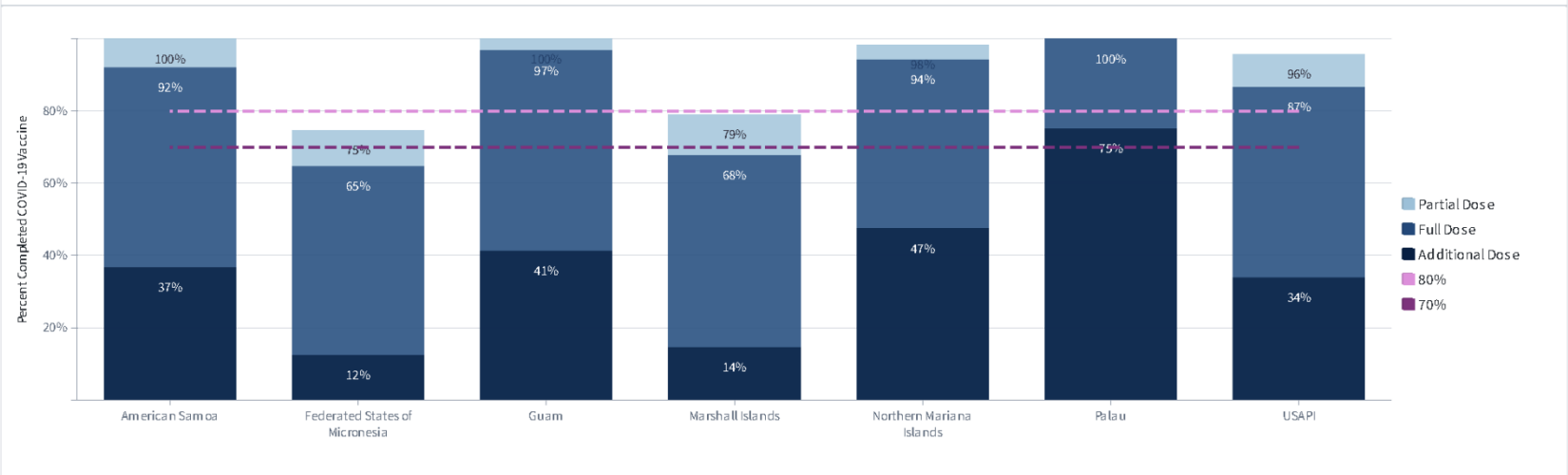


Source: Tiberius Dataset "Administration - Admin Zip - Reporting View"

Percentages are capped at 100%

CDC/PIHOA one-on-one USAPI weekly check-ins Week: 3/5/2022-3/11/2022

Striving for 80%: USAPI 12+ COVID-19 Vaccine Progress



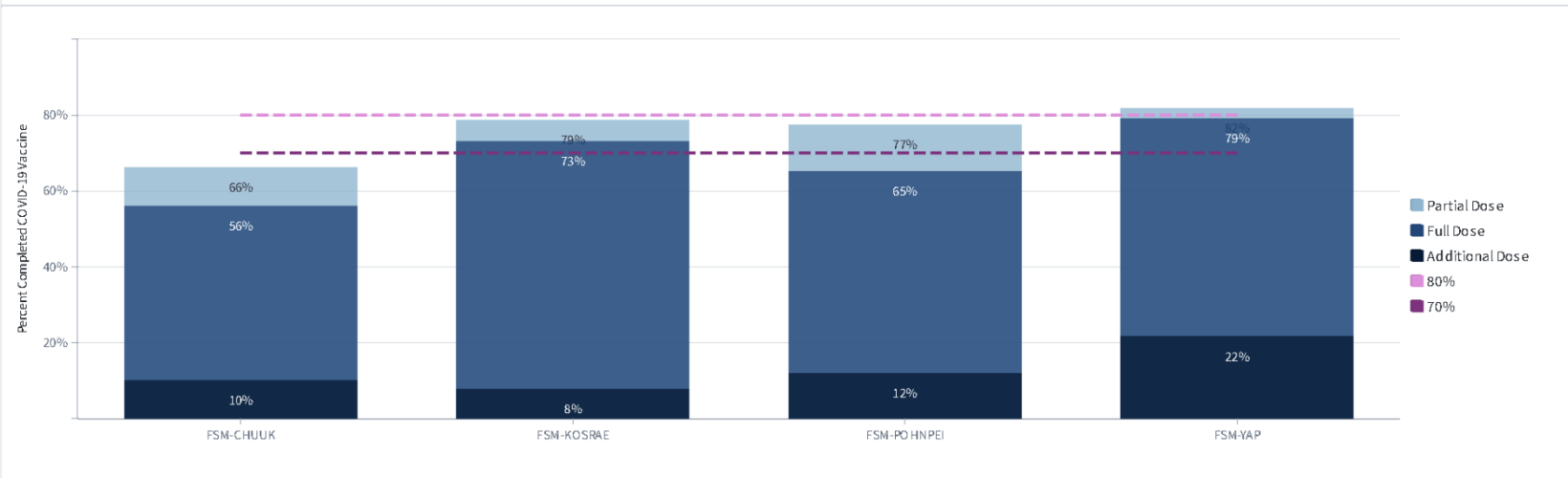
Metrics Include Jurisdiction, Pharmacy, and Federal Agency Data

Source: Tiberius Dataset "Administration - Admin Awardee - Reporting View"

Percentages are capped at 100%

CDC/PIHOA one-on-one USAPI weekly check-ins Week: 3/5/2022-3/11/2022

Striving for 80%: USAPI 12+ COVID-19 Vaccine Progress (FSM States)

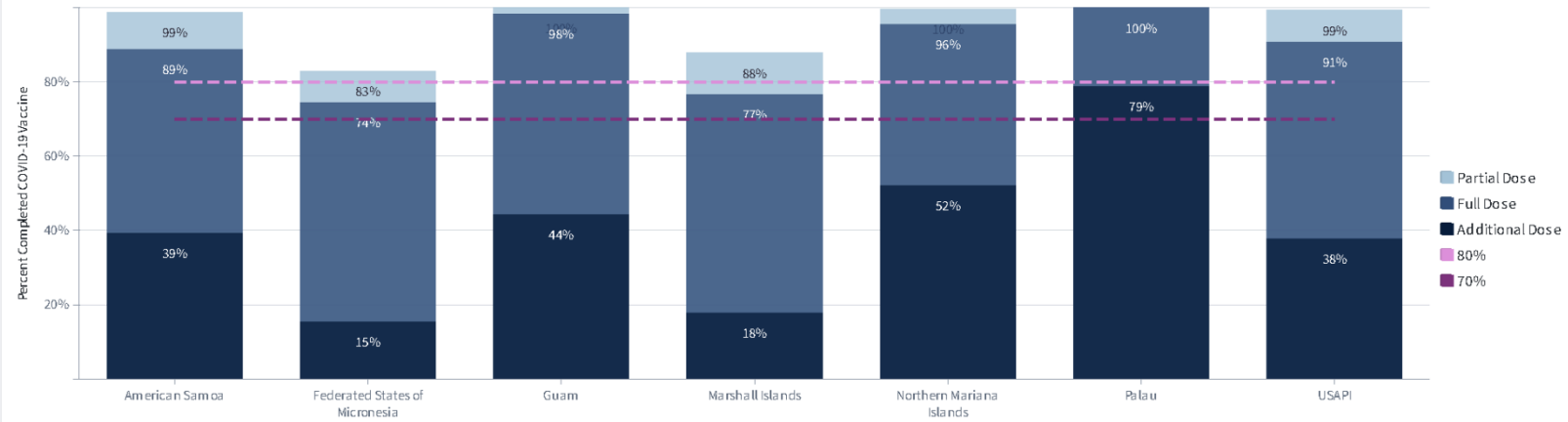


Source: Tiberius Dataset "Administration - Admin Zip - Reporting View"

Percentages are capped at 100%

CDC/PIHOA one-on-one USAPI weekly check-ins Week: 3/5/2022-3/11/2022

Striving for 80%: USAPI 18+ COVID-19 Vaccine Progress



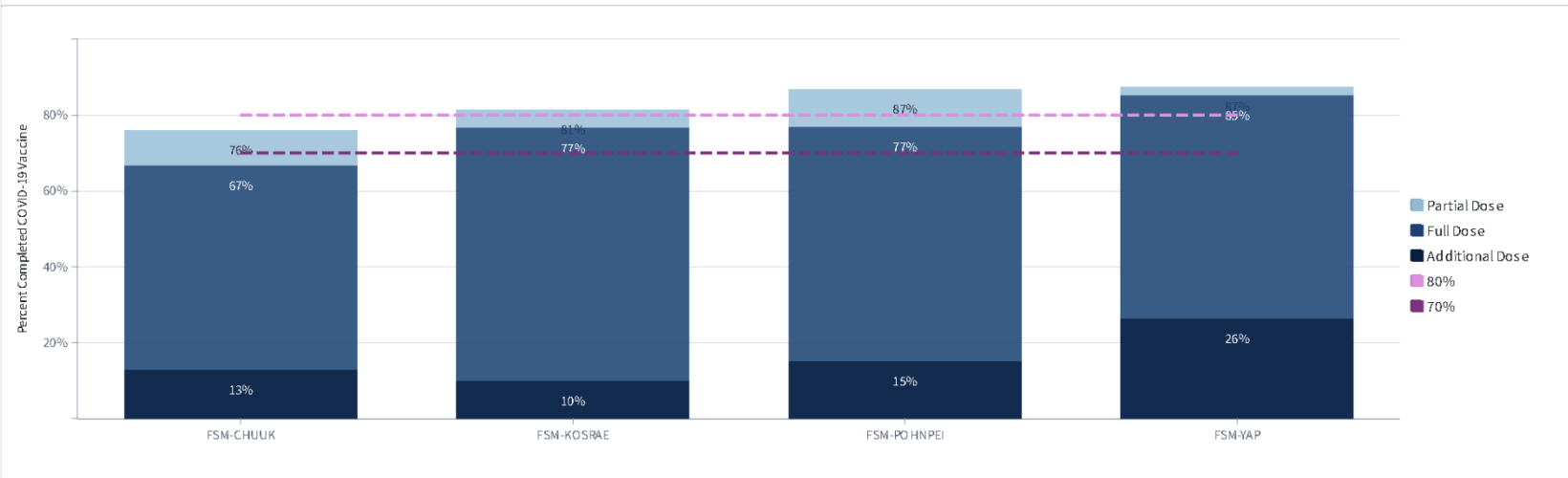
Metrics Include Jurisdiction, Pharmacy, and Federal Agency Data

Source: Tiberius Dataset "Administration - Admin Awardee - Reporting View"

Percentages are capped at 100%

CDC/PIHOA one-on-one USAPI weekly check-ins Week: 3/5/2022-3/11/2022

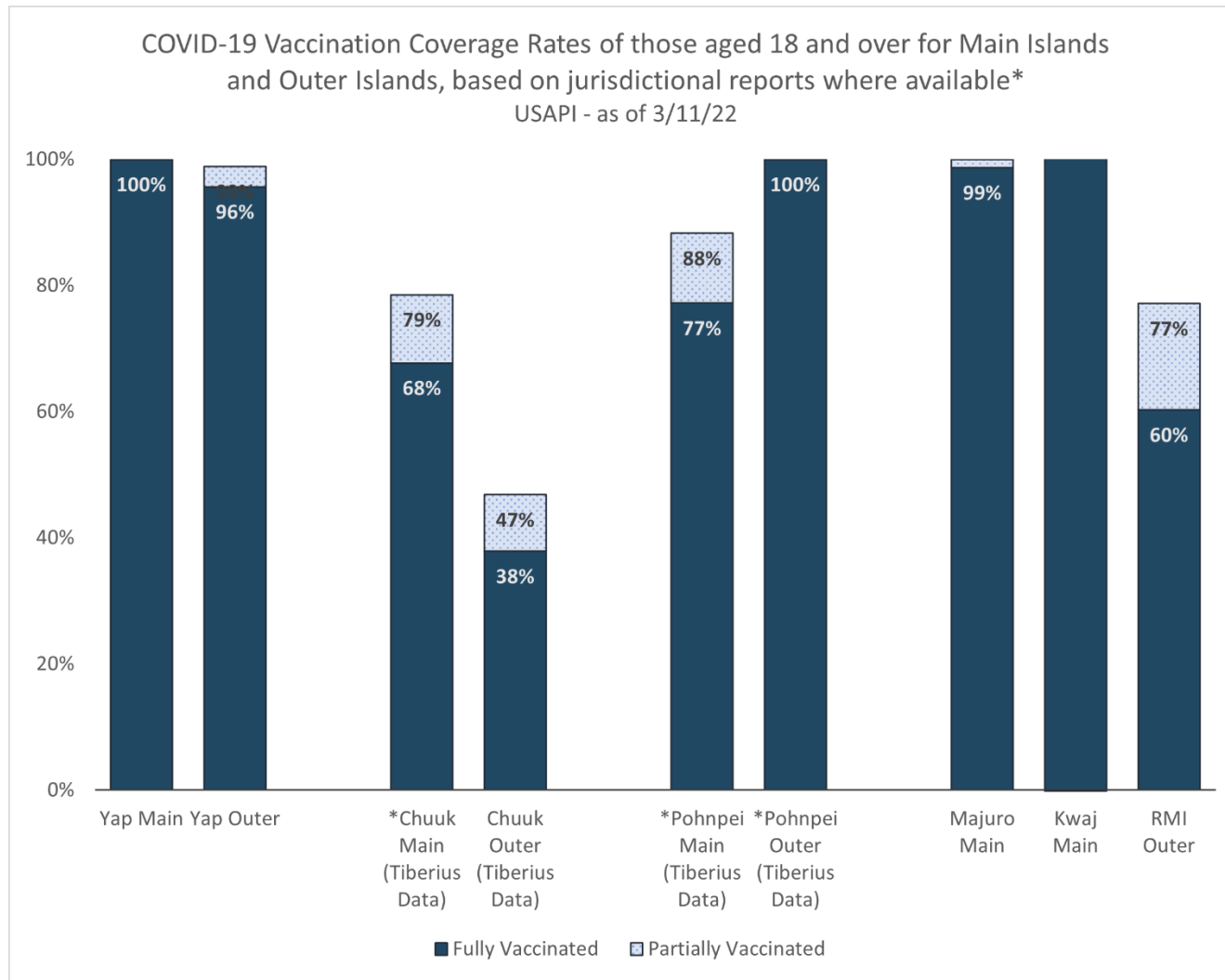
Striving for 80%: USAPI 18+ COVID-19 Vaccine Progress (FSM States)



Source: Tiberius Dataset "Administration - Admin Zip - Reporting View"

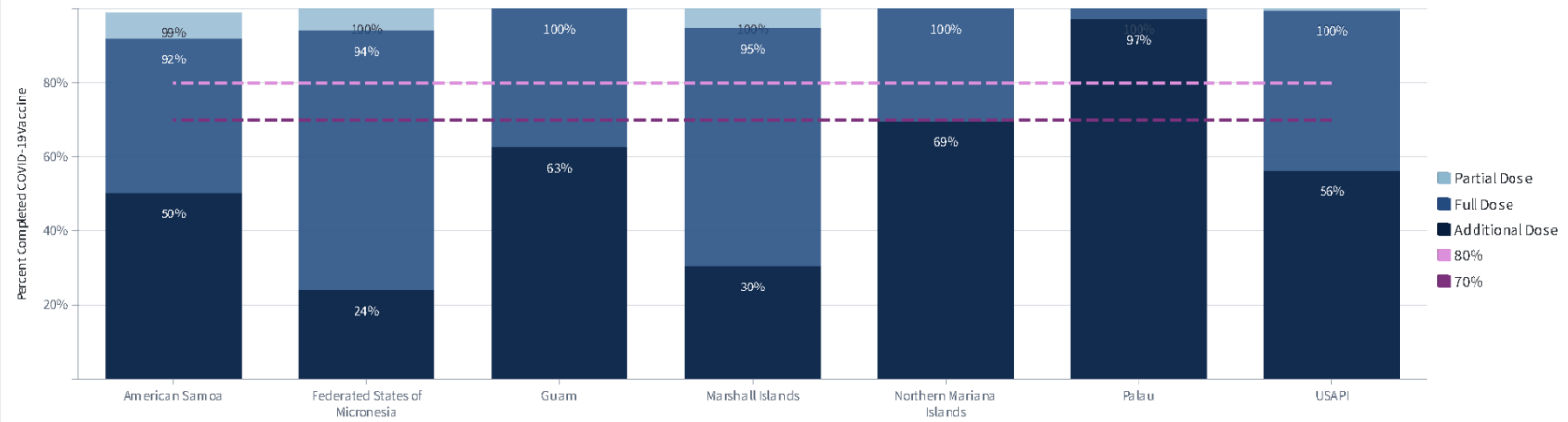
Percentages are capped at 100%

CDC/PIHOA one-on-one USAPI weekly check-ins
Week: 3/5/2022-3/11/2022



CDC/PIHOA one-on-one USAPI weekly check-ins Week: 3/5/2022-3/11/2022

Striving for 80%: USAPI 50+ COVID-19 Vaccine Progress



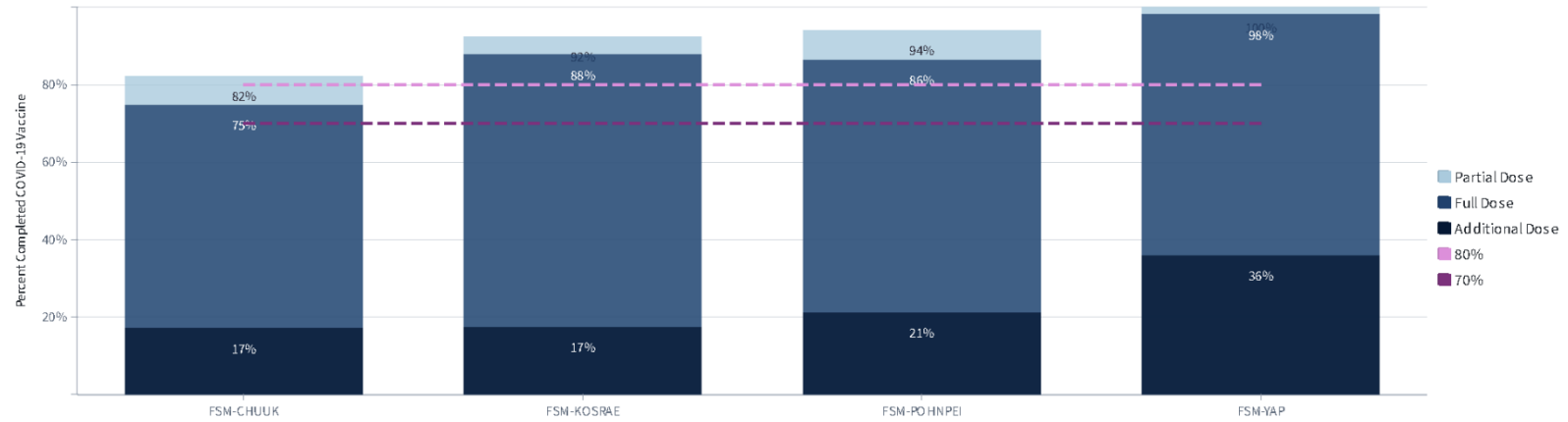
Metrics Include Jurisdiction, Pharmacy, and Federal Agency Data

Source: Tiberius Dataset "Administration - Admin Awardee - Reporting View"

Percentages are capped at 100%

CDC/PIHOA one-on-one USAPI weekly check-ins Week: 3/5/2022-3/11/2022

USAPI COVID-19 Vaccine Progress: 50+ (FSM States)



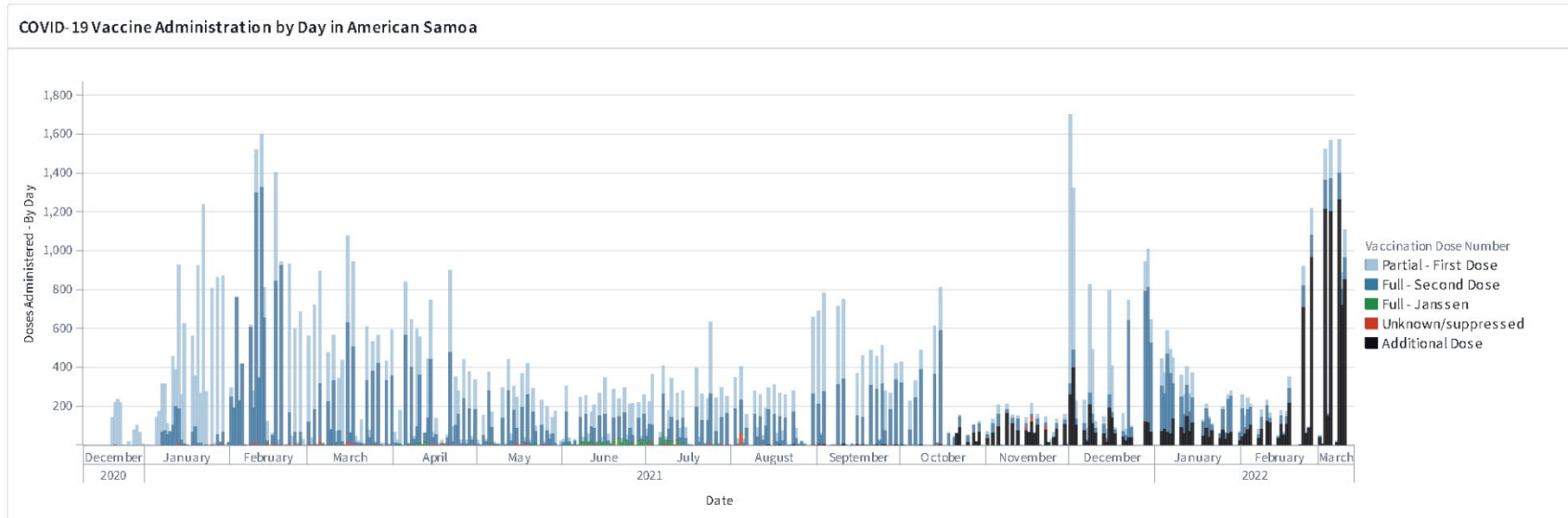
Source: Tiberius Dataset "Administration - Admin Zip - Reporting View"

Percentages are capped at 100%

CDC/PIHOA one-on-one USAPI weekly check-ins
Week: 3/5/2022-3/11/2022

By Jurisdiction:

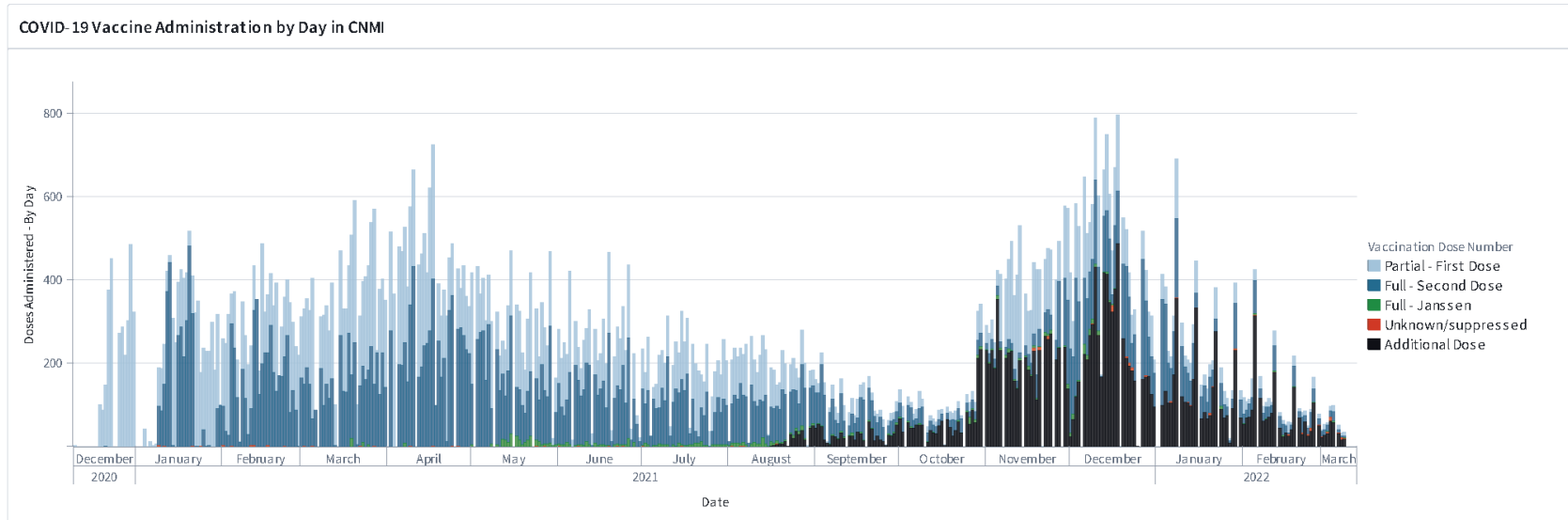
American Samoa



Source: Tiberius Dataset "Administration - Admin Awardee - Reporting View"

CDC/PIHOA one-on-one USAPI weekly check-ins
Week: 3/5/2022-3/11/2022

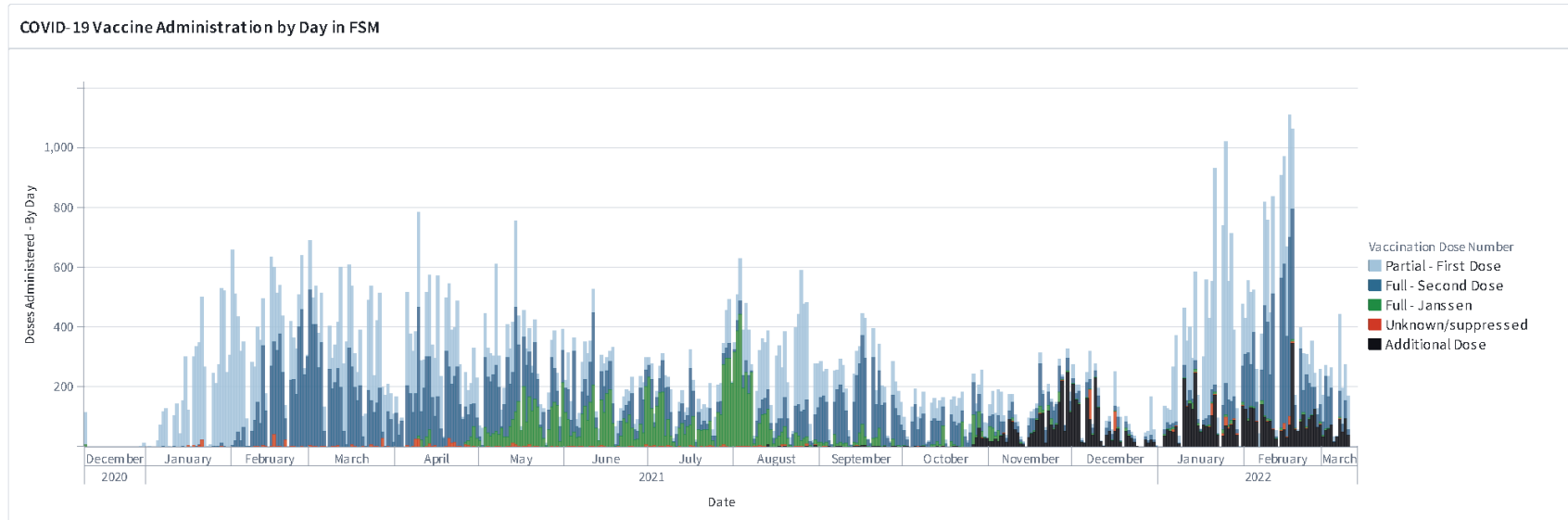
Commonwealth of the Northern Mariana Islands



Source: Tiberius Dataset "Administration - Admin Awardee - Reporting View"

CDC/PIHOA one-on-one USAPI weekly check-ins
Week: 3/5/2022-3/11/2022

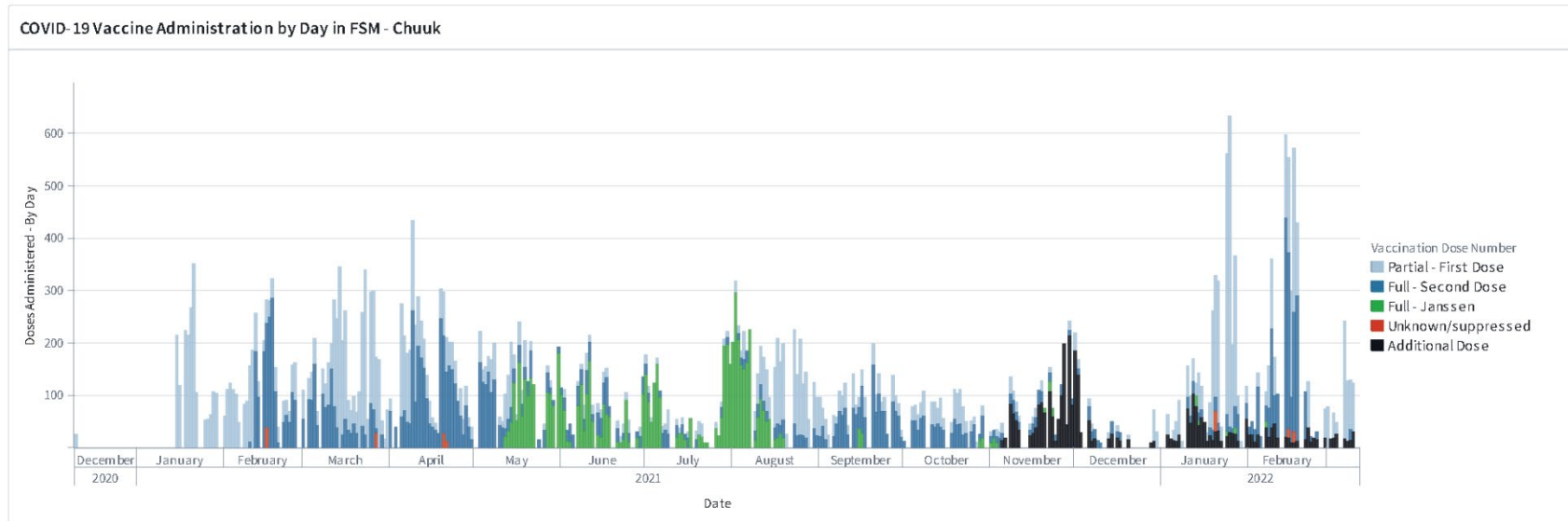
Federated States of Micronesia



Source: Tiberius Dataset "Administration - Admin Awardee - Reporting View"

CDC/PIHOA one-on-one USAPI weekly check-ins
Week: 3/5/2022-3/11/2022

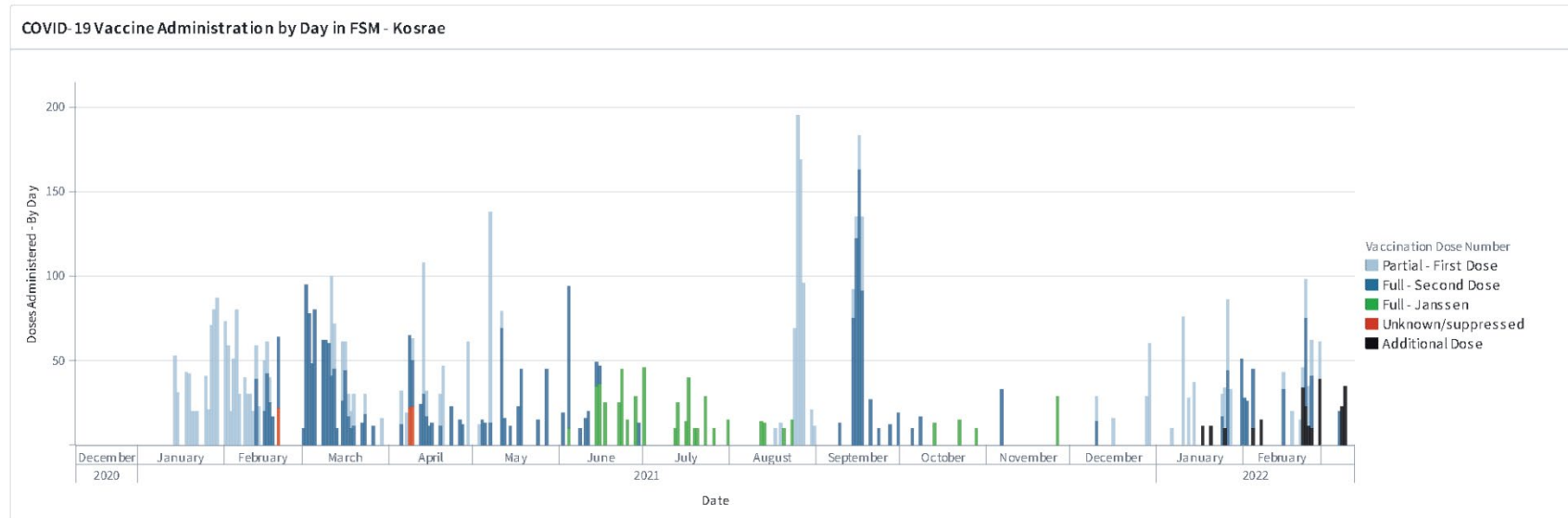
Chuuk



Source: Tiberius Dataset "Administration - Admin Zip - Reporting View"

CDC/PIHOA one-on-one USAPI weekly check-ins
Week: 3/5/2022-3/11/2022

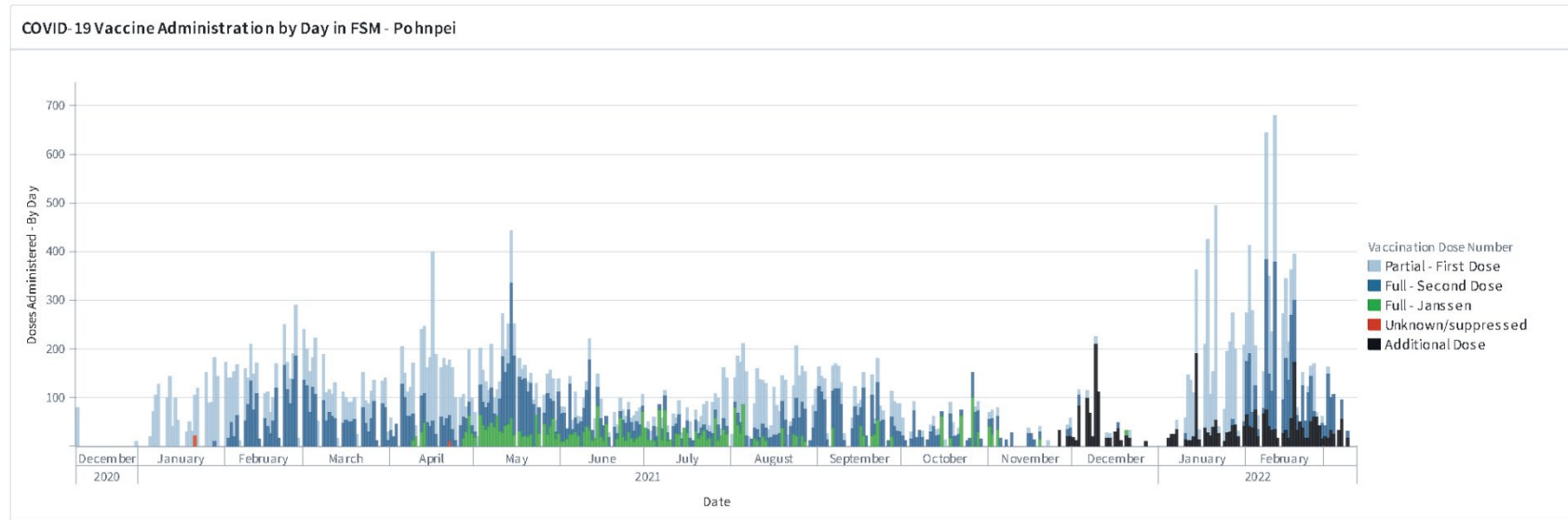
Kosrae



Source: Tiberius Dataset "Administration - Admin Zip - Reporting View"

CDC/PIHOA one-on-one USAPI weekly check-ins
Week: 3/5/2022-3/11/2022

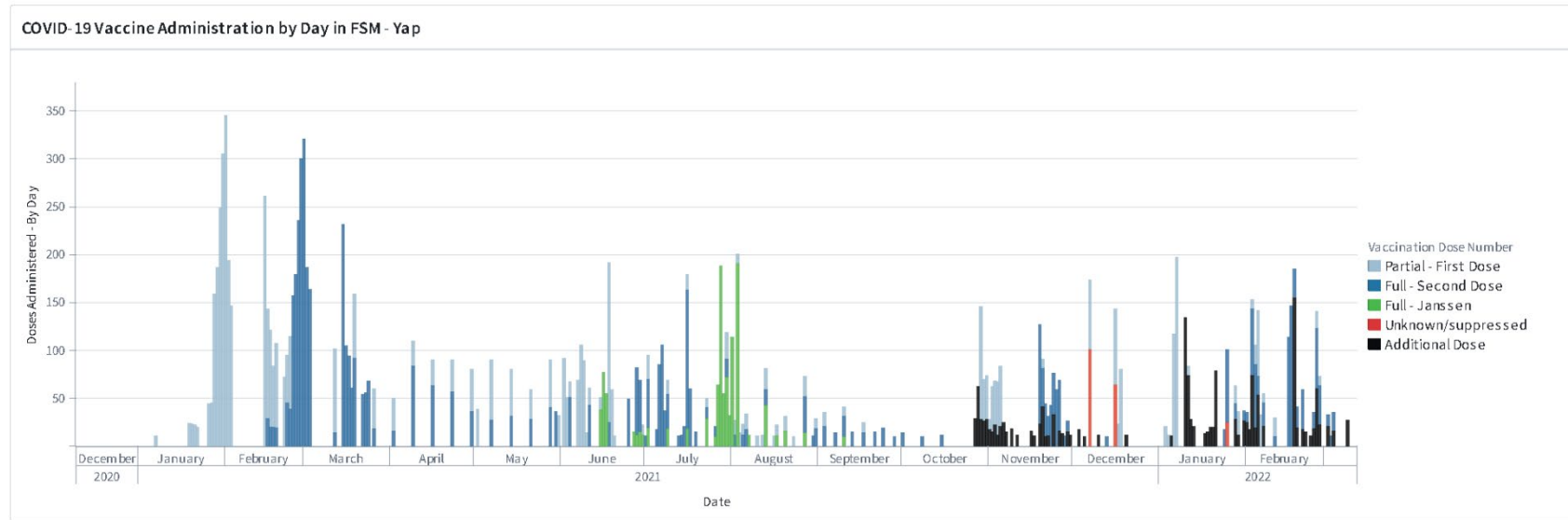
Pohnpei



Source: Tiberius Dataset "Administration - Admin Zip - Reporting View"

CDC/PIHOA one-on-one USAPI weekly check-ins
Week: 3/5/2022-3/11/2022

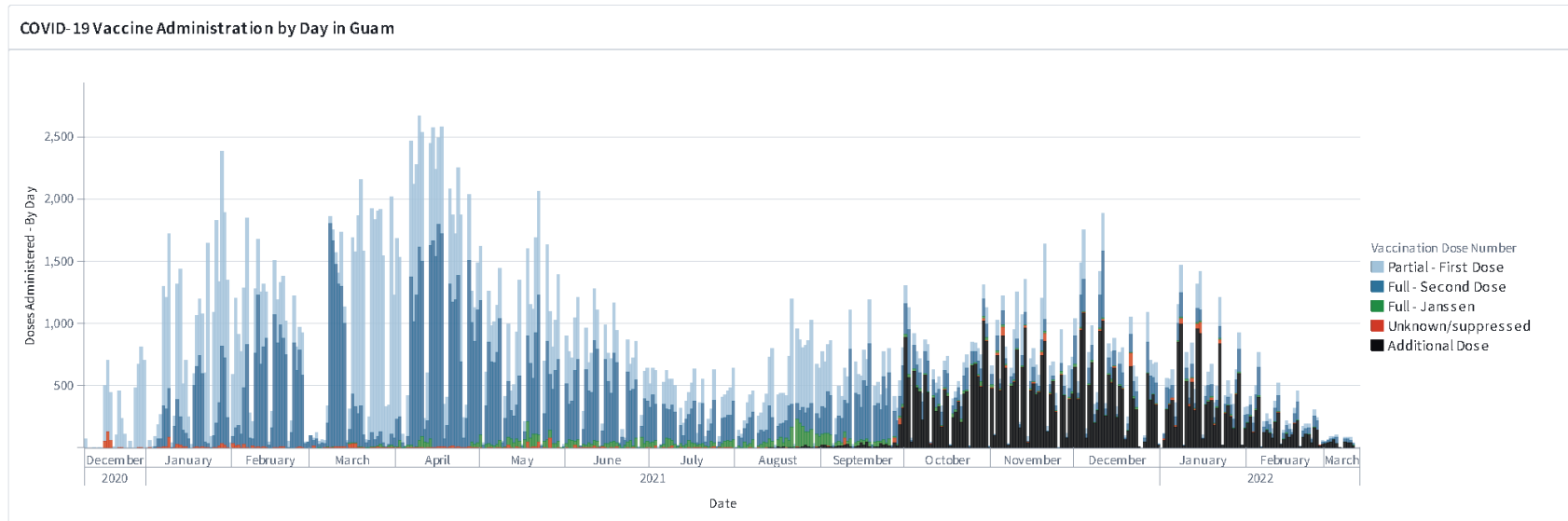
Yap



Source: Tiberius Dataset "Administration - Admin Zip - Reporting View"

CDC/PIHOA one-on-one USAPI weekly check-ins
Week: 3/5/2022-3/11/2022

Guam

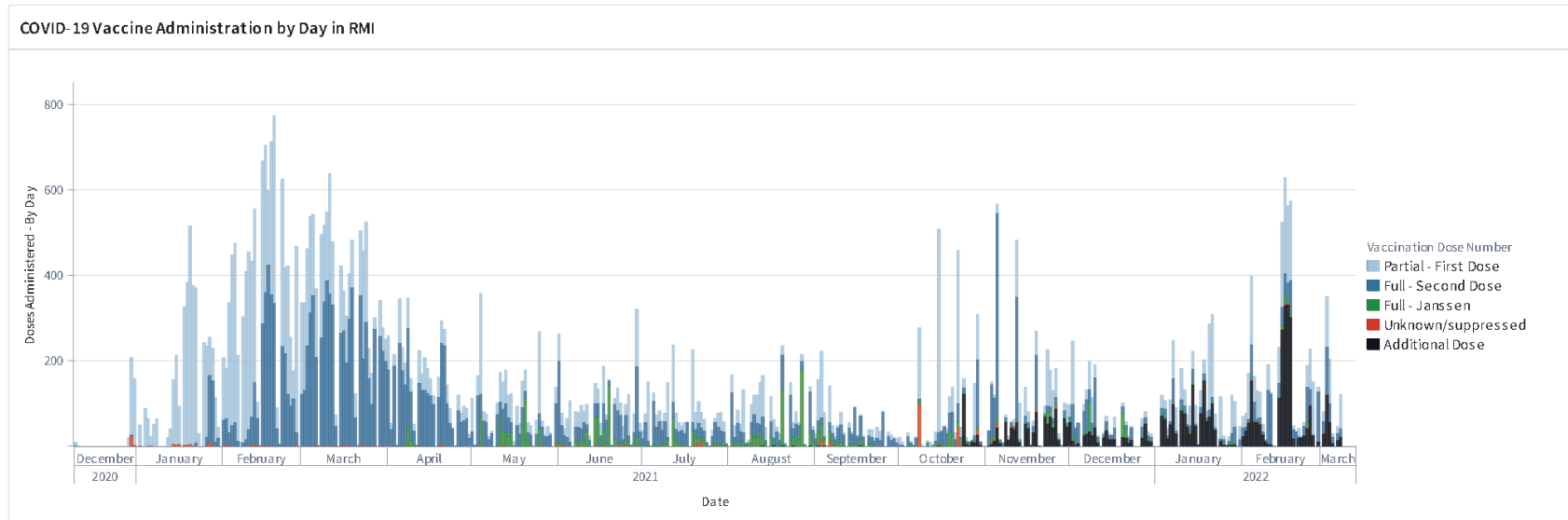


Source: Tiberius Dataset "Administration - Admin Awardee - Reporting View"

Metrics Include - Jurisdiction and Pharmacy Data, Exclude - Federal Agency Data

CDC/PIHOA one-on-one USAPI weekly check-ins
Week: 3/5/2022-3/11/2022

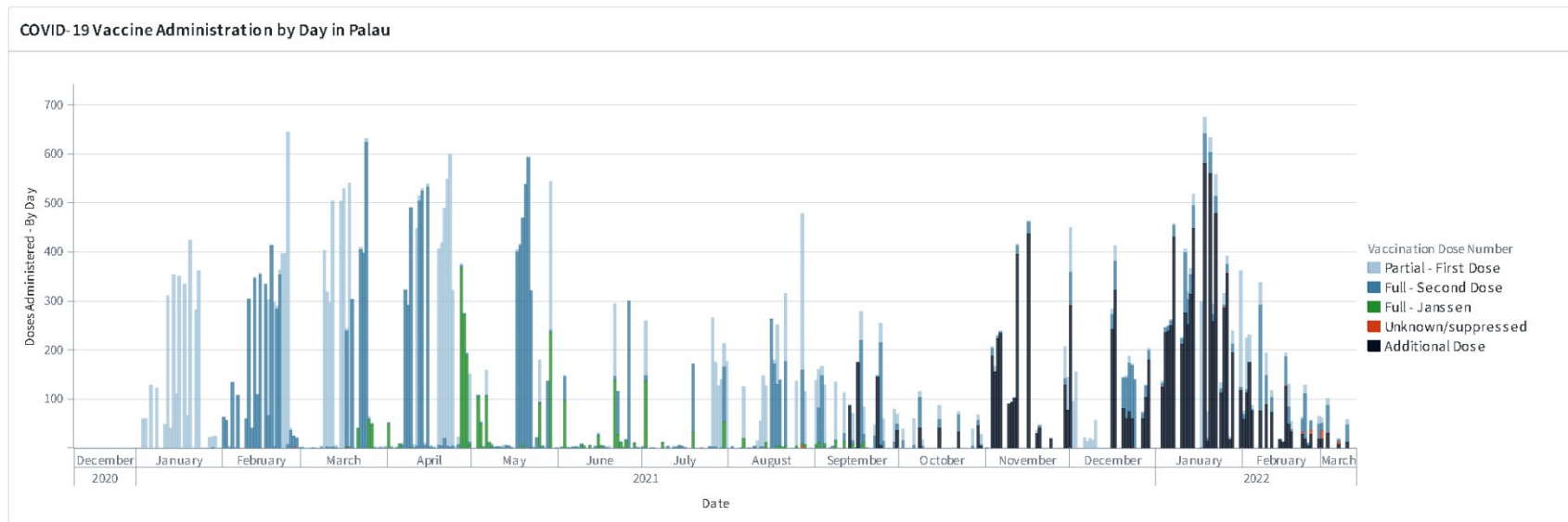
Republic of the Marshall Islands



Source: Tiberius Dataset "Administration - Admin Awardee - Reporting View"

CDC/PIHOA one-on-one USAPI weekly check-ins
Week: 3/5/2022-3/11/2022

Republic of Palau



Source: Tiberius Dataset "Administration - Admin Awardee - Reporting View"

CDC/PIHOA one-on-one USAPI weekly check-ins
Week: 3/5/2022-3/11/2022

Sources:

Population Metrics

Palau: 2015 census <https://www.palau.gov.pw/wp-content/uploads/2017/02/2015-Census-of-Population-Housing-Agriculture-.pdf>

FSM: 2010 census <https://www.fsmstatistics.fm/social/population-statistics/>

American Samoa: 2010 census <https://americansamoa.prism.spc.int/social/demography/population-by-age-group.html>

CNMI: 2015 census <https://cccguam.org/wp-content/uploads/CNMI-Statistical-Yearbook-2015-02.10.2017-nxp.pdf>

Guam: 2010 census <https://www.census.gov/data/datasets/2010/dec/guam.html>

RMI: 2010 census

FSM (States): 2010 census <https://www.fsmstatistics.fm/wp-content/uploads/2020/04/2010-Summary-Analysis-Key-Indicators.pdf>