

CDC/PIHOA one-on-one USAPI weekly check-ins
Week: 3/12/2022-3/18/2022

Regional Summary:

- COVID-19 cases
 - Guam has reported 46,695 total cases with 341 deaths and 45,212 recovered; 452 new cases (↓ from 808 last week) and 4 new deaths this week (↓ from 6 last week); 7-day average test positivity 13.6% (↓ from 18.8% last week); 20 hospitalized cases (↓ from 29 last week)
 - CNMI has reported 10,688 total cases with 31 deaths and 10,305 recovered; 255 new cases (↓ from 433 last week) and 1 new death this week (↑ from 0 last week); 7-day average test positivity 18.6% (↓ from 24.8% last week); 0 hospitalized cases (↓ from 5 last week)
 - Palau has reported 3,945 total cases with 6 deaths and 3,663 recovered; 46 new cases reported this week (↓ from 55 last week) and 0 new deaths this week (– from 0 last week); 0 cases hospitalized (↓ from 1 last week)
 - American Samoa has reported 1,336 total cases with 0 deaths and 155 recovered; 993 new cases (↑ from 147 last week); 3 cases hospitalized (↓ from 5 last week)
 - FSM and RMI have had no community transmission with 0 new cases reported this week
- COVID-19 Vaccine distribution summary (See USAPI Vaccine Summary with 22 updated tables and figures listed below)
 - Pediatric formulation of the Pfizer vaccine was ordered and delivered to each of the 6 USAPI, pediatric vaccination campaigns have started in all jurisdictions except for most outer islands in FSM and RMI
 - Based on jurisdictional reports: a total of 305,000 people in the region are fully vaccinated (81.1% of all eligible individuals / +0.9%)
 - An additional 27,000 people in the region are partially vaccinated (7.3% of eligible individuals in the region)
 - Note: eligible individuals are 5+ for American Samoa, Chuuk, Northern Mariana Islands, Guam, Kosrae, Kwajalein, Majuro, Palau, Pohnpei and Yap
 - Based on data submitted into Tiberius via WebIZ: **89% of all people aged 5 years and older have had at least one dose of a COVID-19 vaccine; 79% are fully vaccinated; and 30% have an additional dose.**
 - Current percentages of eligible population **aged 5 and over** fully vaccinated (from Tiberius via WebIZ)
 - **American Samoa: 92% (+1%)**
 - **FSM: Chuuk: 49% (--%), Kosrae: 66% (--%), Pohnpei: 60% (+2%), Yap: 73% (--%)**
 - **Guam: 89% (--%)**
 - **RMI: 55% (--%)**
 - **CNMI: 88% (--%)**
 - **Palau: 100% (--%)**
 - Current percentages of eligible population **aged 5 and over** with additional doses (from Tiberius via WebIZ)
 - **American Samoa: 39% (+8%)**
 - **FSM: Chuuk: 9% (+1%), Kosrae: 7% (--%), Pohnpei: 10% (--%), Yap: 19% (--%)**
 - **Guam: 37% (+1%)**
 - **RMI: 11% (--%)**
 - **CNMI: 41% (+1%)**
 - **Palau: 68% (+1%)**
 - Outer island vaccinations: Outer Island coverage rates from jurisdictional outer island outreach activities due to difficulty in determining denominators and true residence in Tiberius.
 - **RMI Outer Islands:** At least one dose **59% (--%)**; Fully **46% (--%)** (among those 12+)
 - **Yap Outer Islands:** At least one dose **98% (--%)**; Fully **95% (--%)** (denominators adjusted to locally collected denominators for 18+)
 - **Chuuk Outer Islands (out of the lagoon):** Fully **31% (--%)** (OI numbers are incomplete)
 - **Pohnpei Outer Islands:** Fully **63% (--%)** (denominator adjusted based on OI reports for 18+)

CDC/PIHOA one-on-one USAPI weekly check-ins

Week: 3/12/2022-3/18/2022

- COVID-19 Containment strategies
 - Guam is allowing travelers to enter with 10-day home quarantine with exemptions for vaccinated travelers and unvaccinated travelers with negative PCR test 72 hours or antigen test 24 hours prior to arrival.
 - CNMI is allowing vaccinated travelers to enter without quarantine and unvaccinated travelers to enter with 5-day quarantine, both with testing on day 5.
 - Palau is running regular Guam and Taiwan flights with restriction of movement for vaccinated travelers with negative PCR test within 3 days of departure to Palau or negative antigen test within 1 day of departure to Palau and testing on day 4.
 - AS has suspended all air and sea travel under Code Red.
 - RMI has regular repatriation flights ongoing with HNL with in-country quarantine and testing requirements.
 - FSM has suspended all repatriation flights.
- COVID-19 Laboratory Testing capacity
 - Supplies of Abbott ID NOW, Abbott BinaxNOW, and GeneXpert are low in some USAPI as outbreak testing demands increase; difficulties with procurement.

CDC/PIHOA one-on-one USAPI weekly check-ins
Week: 3/12/2022-3/18/2022

USAPI	COVID-19 cases	Testing	Containment	Community Mitigation	Medical Surge Preparedness	Vaccine Updates (Jurisdictional Reports)
AS	1,336 total cases with 0 deaths and 155 recovered; 993 new cases (↑ from 147 last week)	Stocks as of 3/8/22: Abbott ID NOW (340 available), GeneXpert (2,534 available), Abbott Binax NOW (5,600 available), BioFire (0 available) and ACCULA (5,100 available) testing on-island; 32,421 total samples have been tested; 3,995 in past week; community testing centers are open weekdays from 8 am–4 pm	Borders remain closed to normal travel; air and sea travel are suspended; 0 in quarantine	American Samoa is currently at “code red”: limited business hours, only essential services are allowed to operate, suspension of several public operations (ASG, air and sea travel, ports of entry, etc.), prohibit public gatherings, mandated mask use, prohibit dine-in, territorial curfew, etc.; pandemic declaration extended to 4/13	3 cases hospitalized (↓ from 5 last week) 46 ventilators functional at LBJ, 132 beds, 7 ICU beds; 8 total isolation COVID beds in COVID tent outside of LBJ mAb in stock: 815 (Available: 76 Sotrovimab, 144 Evusheld, 137 Bebtelovimab, 438 REGN-COV, 20 BAM/ETE) mAb used in past week: 65 Antivirals in stock: 348 (Available: 149 Molnupiravir, 199 Paxlovid) Antivirals used in past week: 64 Week (3/06– 3/12)	Partially vaccinated: 2,283 (as of 3/5) Fully vaccinated: 40,815 (as of 3/18) Additional dose: 11,427 (as of 3/5) % 5+ fully vaccinated: 89.8% % 5+ at least one dose: 94.9% % 5+ w/ additional dose: 25.2%

CDC/PIHOA one-on-one USAPI weekly check-ins
Week: 3/12/2022-3/18/2022

CNMI	10,688 total cases with 31 deaths and 10,305 recovered; 255 new cases (↓ from 433 last week) and 1 new death this week (↑ from 0 last week)	Stocks as of 1/20/22: Abbott ID NOW (24 available), GeneXpert (1,730 available), Abbott Binax NOW (5,080 available), Biofire (360 available), and Solgent (218 available) testing on-island; 143,976 total samples have been tested; 1,981 tests run in the past week; 7-day average test positivity 18.6% (↓ from 24.8% last week)	Fully vaccinated travelers must test on day 5 post-arrival; unvaccinated travelers are required to complete a 5-day quarantine with day 5 test out; 268 cases in isolation	CNMI has social distancing measures in place in schools, businesses, etc.	0 hospitalized cases (↓ from 5 last week) 46 usable ventilators; at CHCC- 75 hospital beds, 8 ICU beds; Kanoa Resort Alternative care site: ICU, medical ward, and step-down units; medical tent is outside hospital with 40 beds mAb in stock: 693 (Available: 0 Sotrovimab, 166 Evusheld, 53 Bebtelovimab, 372 REGN-COV, 102 BAM/ETE) mAb used in past week: 30 Antivirals in stock: 193 (Available: 102 Molnupiravir, 91 Paxlovid) Antivirals used in past week: 4 Week (3/06– 3/12)	Partially vaccinated: 930 (as of 3/18) Fully vaccinated: 43,592 (as of 3/18) Additional dose: 21,823 (as of 3/18) % 5+ fully vaccinated: >100% % 5+ w/ additional dose: 50.6%
Guam	46,695 total cases with 341 deaths and 45,212 recovered; 452 new cases (↓ from 808 last week) and 4 new deaths this week (↓ from 6 last week)	Stocks as of 3/18/22: Abbott Binax NOW (6,395 available), Abbott ID NOW (6,857 available), BD Veritor (1,493 available), Flowflex (20,479 available), GeneXpert (3,563 available), and ABI 7500 (53,704 available); 435,901 diagnostic tests conducted; 3,486 this week; 7-day average test positivity 13.6% (↓ from 18.8% last week)	Unvaccinated travelers entering Guam: 10-day home quarantine unless negative PCR test 72 hours/antigen test 24 hours prior to departure; Vaccinated travelers: no quarantine with proof of vaccination; 1,142 cases in isolation (997 home isolation, 2 facility isolation, 123 military isolation, 20 hospitalized)	Guam has mask requirements and disinfection in place in businesses with additional social distancing measures in schools and sporting events; vaccination requirements for many public businesses and contact sports lifted 2/25/22	20 hospitalized cases (↓ from 29 last week) mAb in stock: 792 (Available: 189 Sotrovimab, 96 Evusheld, 340 Bebtelovimab, 27 REGN-COV, 140 BAM/ETE) mAb used in past week: 25 Antivirals in stock: 623 (Available: 525 Molnupiravir, 98 Paxlovid) Antivirals used in past week: 9 Week (3/06– 3/12)	Partially vaccinated: 5,910 (as of 3/18) Fully vaccinated: 123,886 (as of 3/18) Additional dose: 21,823 (as of 3/18) % 5+ fully vaccinated: 88.5% % 5+ at least one dose: 92.7% % 5+ w/ additional dose: 39.7%

CDC/PIHOA one-on-one USAPI weekly check-ins
Week: 3/12/2022-3/18/2022

Chuuk	0 cases	Stocks as of 3/8/22: GeneXpert (1,140 available), Abbott Binax NOW (703 available), and BioFire (150 available) testing on-island; travel testing with antigen, frontline workers sporadic testing; running ~90 tests per week	Borders remain closed; 22 total individuals have been repatriated; repatriation individuals must be fully vaccinated, undergo quarantine in Guam and Chuuk with day 7 and 14 testing for repatriation; all FSM repatriation flights are paused; quarantine workers are subject to testing while working quarantine sites	Education is being conducted in communities; risk communication ongoing with repatriation; social distancing is being encouraged but not enforced	21 working ventilators at hospital (12 LTV FEMA, 3 Hamilton); 104 beds in shared wards, 9 ICU beds, 14 beds in isolation rooms, no negative air flow, 6 dedicated PUI/COVID-19 rooms + plan to use for mAb; mAb stock on-island (24 vials Evusheld, 3 boxes Sotrovimab)	Partially vaccinated: 6,200 (as of 3/18) Fully vaccinated: 21,396 (as of 3/18) Additional dose: 4,037 (as of 3/18) % 5+ fully vaccinated: 50.2% % 5+ at least one dose: 64.7% % 5+ w/ additional dose: 9.5%
Kosrae	0 cases	Stocks as of 3/10/22: Abbott ID NOW (118 available), GeneXpert (2,165 available), and Abbott Binax NOW (0 available) testing on-island; mostly travel testing currently; running ~50 tests per week	Borders remain closed; 8 repatriation flights conducted (~158 persons); current protocols involve 10 days quarantine in Guam and 7 days (fully vaccinated) or 14 days (unvaccinated) quarantine in Kosrae; all FSM repatriation flights are paused	Community-level education by Risk Communication Committee; social distancing is being encouraged but not enforced	3 FEMA vents on-island; 45 hospital beds (2 ICU), 5 isolation rooms with no negative air flow; new quarantine facility completed; mAb stock on-island Working to upgrade oxygen generator; low supplies of PPE on-island	Partially vaccinated: 407 (as of 3/18) Fully vaccinated: 4,020 (as of 3/18) Additional dose: 509 (as of 3/18) % 5+ fully vaccinated: 76.1% % 5+ at least one dose: 83.8% % 5+ w/ additional dose: 9.6%

CDC/PIHOA one-on-one USAPI weekly check-ins
Week: 3/12/2022-3/18/2022

Pohnpei	0 cases	Stocks as of 12/3/21: Abbott ID NOW (0 available), GeneXpert (1,334 available), and Abbott Binax NOW (2,231 available) testing on-island; 3,105 total tests conducted on-island; mostly travel testing currently; running ~90 tests per week	Borders remain closed; several small repatriation flights have now been conducted from Guam; current repat protocols involve 10 days quarantine in Guam and 7 days in Pohnpei; all FSM repatriation flights are paused	Designated team developed for risk communication and currently conducting community education	14 total vents; 98 hospital beds (no ICU beds), 4 isolation rooms at hospital with negative air flow; MMA isolation center near the airport with 40 units; China Star hotel is a quarantine site (26 rooms) Therapeutics for all of FSM mAb in stock: 1,014 (Available: 192 Sotrovimab, 192 Evusheld, 180 Bebtelovimab, 400 REGN-COV, 50 BAM/ETE) mAb used in past week: 0 Antivirals in stock: 352 (Available: 192 Molnupiravir, 160 Paxlovid) Antivirals used in past week: 0 Week (3/06– 3/12)	Partially vaccinated: 4,049 (as of 3/18) Fully vaccinated: 19,701 (as of 3/18) Additional dose: 3,369 (as of 3/18) % 5+ fully vaccinated: 60.9% % 5+ at least one dose: 73.4% % 5+ w/ additional dose: 10.4%
Yap	0 cases	Stocks as of 2/23/22: GeneXpert (2,795 available), BD Veritor (750 available), Abbott Binax NOW (665 available), and BioFire (20 available) testing on-island; mainly travel and frontline testing; 4,228 tests to date, all negative; run ~60 tests/week; continue testing travelers and patients with respiratory illness	Borders remain closed; 105 total repatriated; Yap repat protocols require 10-day quarantine in Guam and 14 days in Yap with testing days 2, 7, and 13; all FSM repatriation flights are paused	Social distancing is being encouraged but not enforced; community education is ongoing (currently focused on vaccines) and expanded to outer islands	20 working ventilators on-island; 38 hospital beds, 2 isolation rooms with negative air flow; working to establish permanent quarantine and isolation facilities; working on improved iso wards and oxygen generation facility; mAb stock on-island	Partially vaccinated: 707 (as of 3/18) Fully vaccinated: 7,575 (as of 3/18) Additional dose: 2,025 (as of 3/18) % 5+ fully vaccinated: 81.3% % 5+ at least one dose: 88.8% % 5+ w/ additional dose: 21.7%

CDC/PIHOA one-on-one USAPI weekly check-ins
Week: 3/12/2022-3/18/2022

Palau	3,945 total cases with 6 deaths and 3,663 recovered; 46 new cases reported this week (↓ from 55 last week) and 0 new deaths this week (-- from 0 last week)	Stocks as of 3/11/21: Abbott ID NOW (1,008 available), GeneXpert (2,500 available), Abbott Binax NOW (16,000 available) testing on-island; 38,863 total tests conducted; 916 tests run in past week	Some passenger flights (Guam, Taiwan) and military flights ongoing; vaccinated travelers from Guam have no quarantine; 283 active cases in isolation	Mandate face mask wearing in all indoor facilities, at all outdoor gatherings of 20+ people, physical distancing of 3 feet	<p>0 cases hospitalized (↓ from 1 last week)</p> <p>80 hospital beds, 4 ICU beds, 5 isolation rooms with negative air flow; various quarantine sites available; 36 working ventilators on-island</p> <p>mAb in stock: 842 (Available: 164 Sotrovimab, 124 Evusheld, 180 Bebtelovimab, 306 REGN-COV, 68 BAM/ETE)</p> <p>mAb used in past week: 4</p> <p>Antivirals in stock: 349 (Available: 81 Molnupiravir, 263 Paxlovid)</p> <p>Antivirals used in past week: 5 Week (3/06– 3/12)</p>	<p>Partially vaccinated: no longer reported</p> <p>Fully vaccinated: 17,921 (as of 3/16)</p> <p>Additional dose: 10,841 (as of 3/16)</p> <p>% 5+ fully vaccinated: >100%</p> <p>% 5+ w/ additional dose: 65.0%</p>
--------------	---	---	--	--	---	--

CDC/PIHOA one-on-one USAPI weekly check-ins
Week: 3/12/2022-3/18/2022

RMI- Majuro +OI	0 cases	Stocks as of 2/8/22: Abbott ID NOW (0 available), GeneXpert (20 available), BioFire (164 available), Roche 480 (720 available), POCkit (600 available), BD Veritor (167 available) and Abbott Binax NOW (129 available) testing on-island; 2,987 total tests conducted	Borders are closed until at least 3/31/22; Travel Advisory #36 in effect; HNL repat is ongoing [3/7 days HNL facility Q based on vaccination status +14 days facility Q w/ multiple tests]; 1,280 individuals released; 44 in quarantine	Multiple media strategies including community meetings; normal activities have resumed; social distancing being encouraged but not enforced	44 total vents on-island (37 reserved for COVID-19 isolation); 108 hospital beds (3 ICU), 8 isolation rooms (1 with negative air flow); new isolation building (8 isolation rooms with negative air flow) completed; new quarantine facility (24 beds) built and old facility still usable (80 beds) Therapeutics for all of RMI mAb in stock: 378 (Available: 96 Sotrovimab, 96 Evusheld, 90 Bebtelovimab, 96 REGN-COV, 0 BAM/ETE) mAb used in past week: 0 Antivirals in stock: 212 (Available: 92 Molnupiravir, 120 Paxlovid) Antivirals used in past week: 0 Week (3/06– 3/12)	Partially vaccinated: 5,629 (as of 3/15) Fully vaccinated: 20,065 (as of 3/15) % 5+ fully vaccinated: 61.4% % 5+ at least one dose: 78.6% % 5+ w/ additional dose: 23.4%
RMI- Kwaj	4 cases (4 imported; identified in quarantine facility)	Stocks as of 2/8/22: Abbott ID NOW (0 available), GeneXpert (0 available), and Abbott Binax NOW (2,386 available) testing on-island; 1,096 total tests conducted	Borders are closed until at least 3/31/22; Travel Advisory #36 in effect; 1,814 individuals have been repatriated to Kwajalein base; 39 in quarantine	Limited social distancing occurring but implementing some safety measures	14 vents on-island; isolation facility is being built and renovated TB trailer is being prepared (6 beds) for temporary isolation	Partially vaccinated: 1,425 (as of 3/15) Fully vaccinated: 6,641 (as of 3/15) % 5+ fully vaccinated: 71.8% % 5+ at least one dose: 87.2% % 5+ w/ additional dose: 37.9%

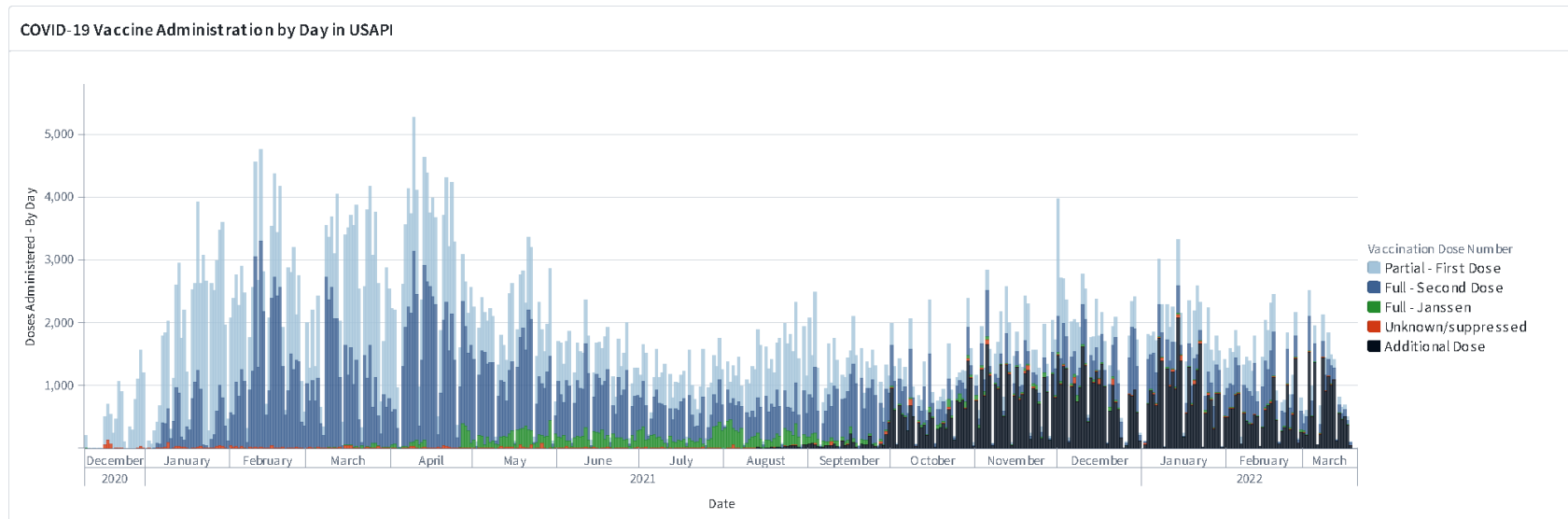
CDC/PIHOA one-on-one USAPI weekly check-ins
Week: 3/12/2022-3/18/2022

USAPI Vaccine Summary Tables and Charts:

**Note that all data except for those detailing Outer Island coverage rates comes directly from Tiberius. Thank you to Katrina Myers and the entire USAPI Tiberius Team for helping assemble "Dr. B's Famous Slide-set." Thank you to the jurisdictions who enter this data into WebIZ each day to keep it up to date.*

**Outer Island data was provided by each jurisdiction based on their outer island outreach activities. Because of this, there may be discrepancies between the two data sets (Tiberius and the Jurisdiction Outer Island Data). Also, some jurisdictions have yet to report their data in detail. Thank you to Dr. Haley Cash for assembling the Outer Island table and each of the jurisdictions for collecting and reporting this unique, yet important data.*

US-affiliated Pacific Islands Region



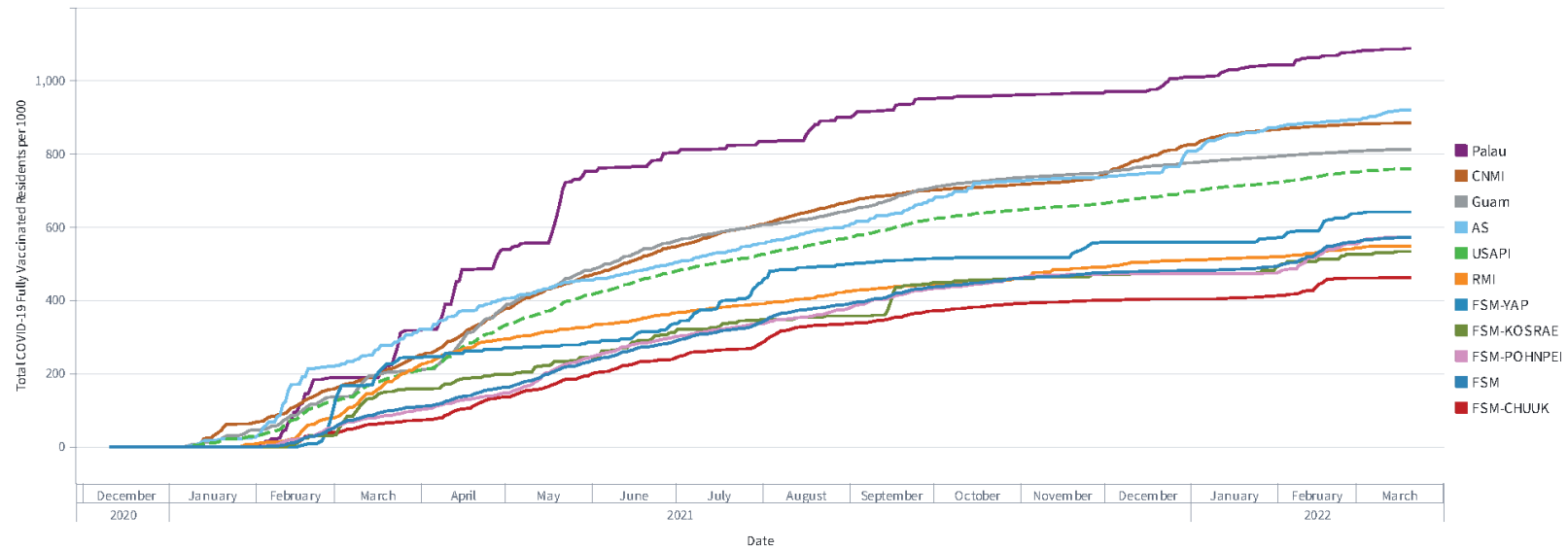
Source: Tiberius Dataset "Administration - Admin Awardee - Reporting View"

Metrics Include - Jurisdiction and Pharmacy Data, Exclude - Federal Agency Data

CDC/PIHOA one-on-one USAPI weekly check-ins

Week: 3/12/2022-3/18/2022

Cumulative COVID-19 Fully Vaccinated Residents in USAPI (per 1000 eligible residents)



Metrics Include - Jurisdiction and Pharmacy Data, Exclude - Federal Agency Data

Eligible Population - 5+ yrs

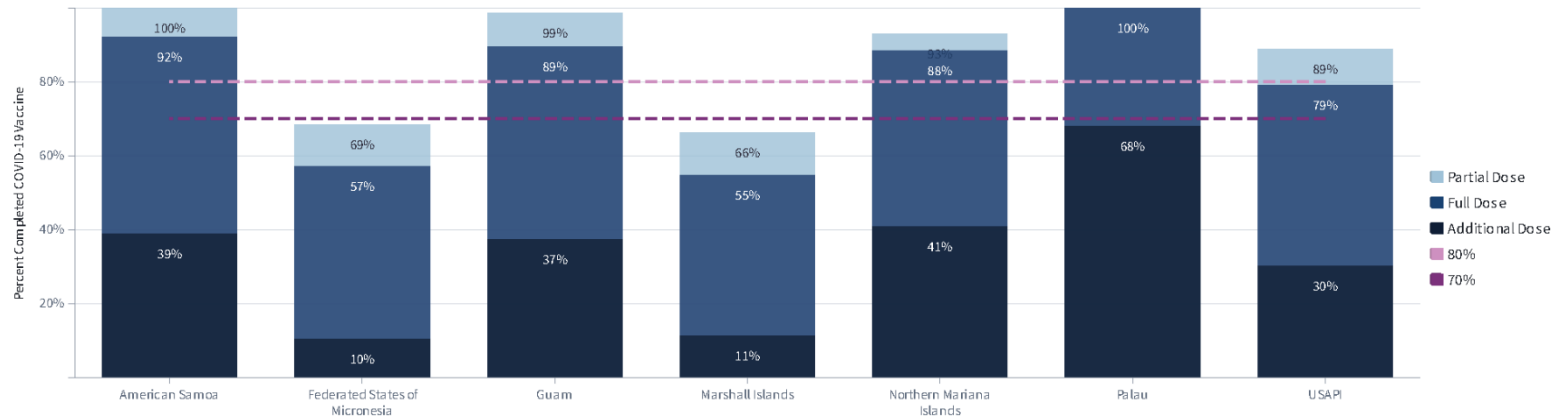
Source: Tiberius Dataset "Administration - Admin Awardee - Reporting View" & "Administration - Admin Zip - Reporting View"

CDC/PIHOA one-on-one USAPI weekly check-ins
Week: 3/12/2022-3/18/2022

Jurisdiction	Population Aged 5+	Fully Vaccinated	Percent Fully Vaccinated	Partially Vaccinated	Percent Partially Vaccinated	Additional Doses	Percent With Additional Dose	Unvaccinated	Percent Unvaccinated
American Samoa	43,110	39,698	92%	44,100	100%	16,772	39%	0	0%
FSM-CHUUK	43,093	20,990	49%	26,458	61%	3,753	9%	16,635	39%
FSM-KOSRAE	5,861	3,894	66%	4,333	74%	428	7%	1,528	26%
FSM-POHNPEI	32,193	19,369	60%	23,395	73%	3,370	10%	8,798	27%
FSM-YAP	10,226	7,441	73%	7,819	76%	1,915	19%	2,407	24%
Guam	154,941	138,622	89%	153,002	99%	57,811	37%	1,939	1%
Marshall Islands	45,415	24,908	55%	30,080	66%	5,152	11%	15,335	34%
Northern Mariana Islands	48,632	43,035	88%	45,186	93%	19,861	41%	3,446	7%
Palau	16,451	17,914	100%	20,184	100%	11,185	68%	0	0%
USAPI	399,319	315,871	79%	354,557	89%	120,247	30%	44,762	11%

CDC/PIHOA one-on-one USAPI weekly check-ins Week: 3/12/2022-3/18/2022

Striving for 80%: USAPI 5+ COVID-19 Vaccine Progress



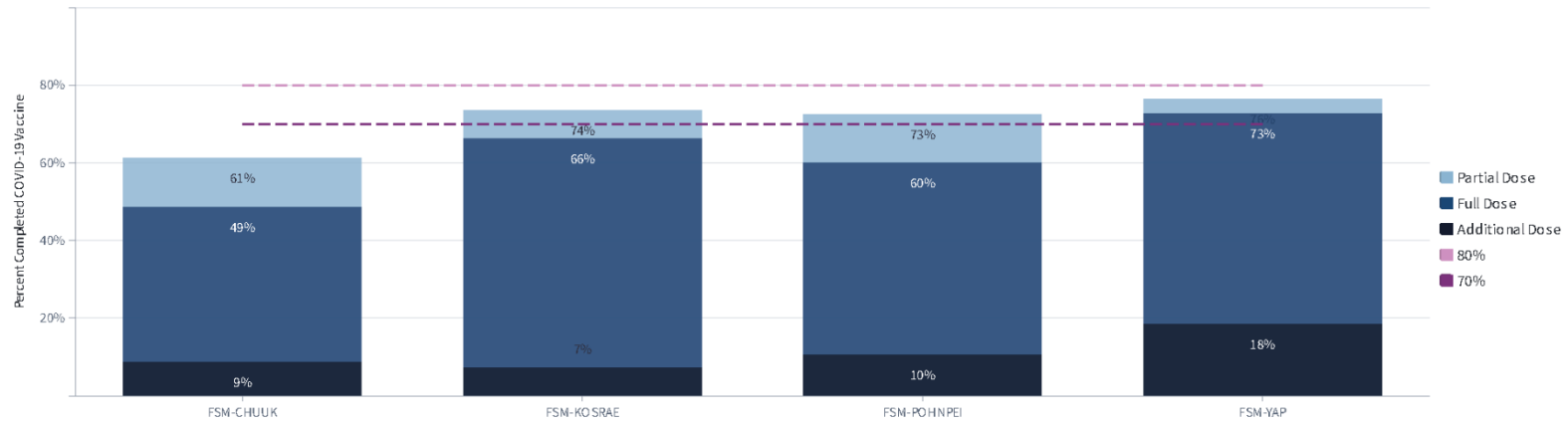
Metrics Include Jurisdiction, Pharmacy, and Federal Agency Data

Source: Tiberius Dataset "Administration - Admin Awardee - Reporting View"

Percentages are capped at 100%

CDC/PIHOA one-on-one USAPI weekly check-ins Week: 3/12/2022-3/18/2022

Striving for 80%: USAPI 5+ COVID-19 Vaccine Progress (FSM States)

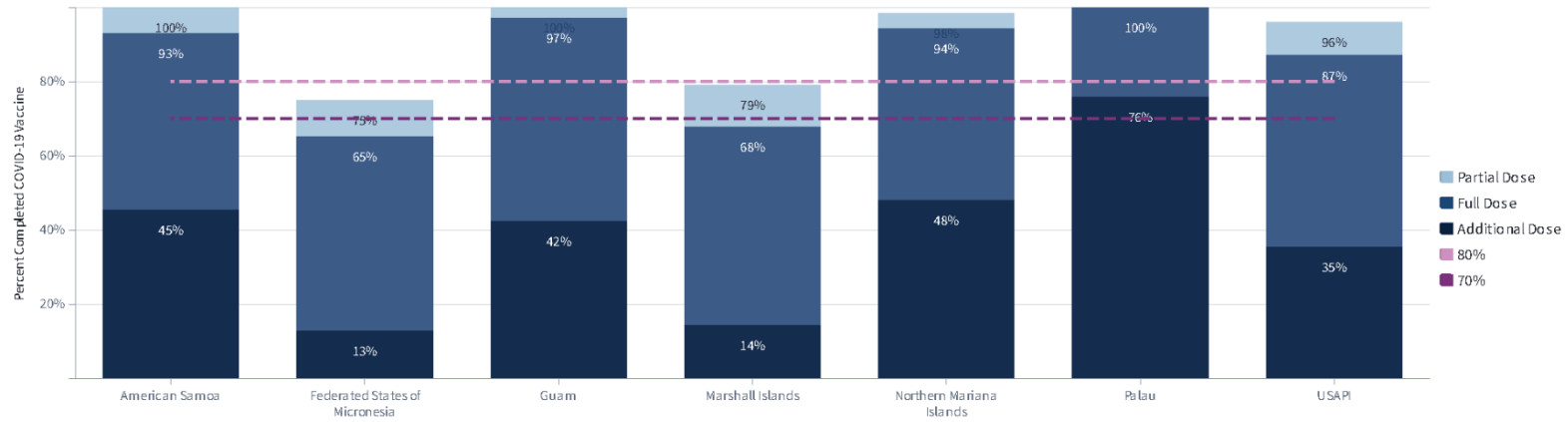


Source: Tiberius Dataset "Administration - Admin Zip - Reporting View"

Percentages are capped at 100%

CDC/PIHOA one-on-one USAPI weekly check-ins Week: 3/12/2022-3/18/2022

Striving for 80%: USAPI 12+ COVID-19 Vaccine Progress



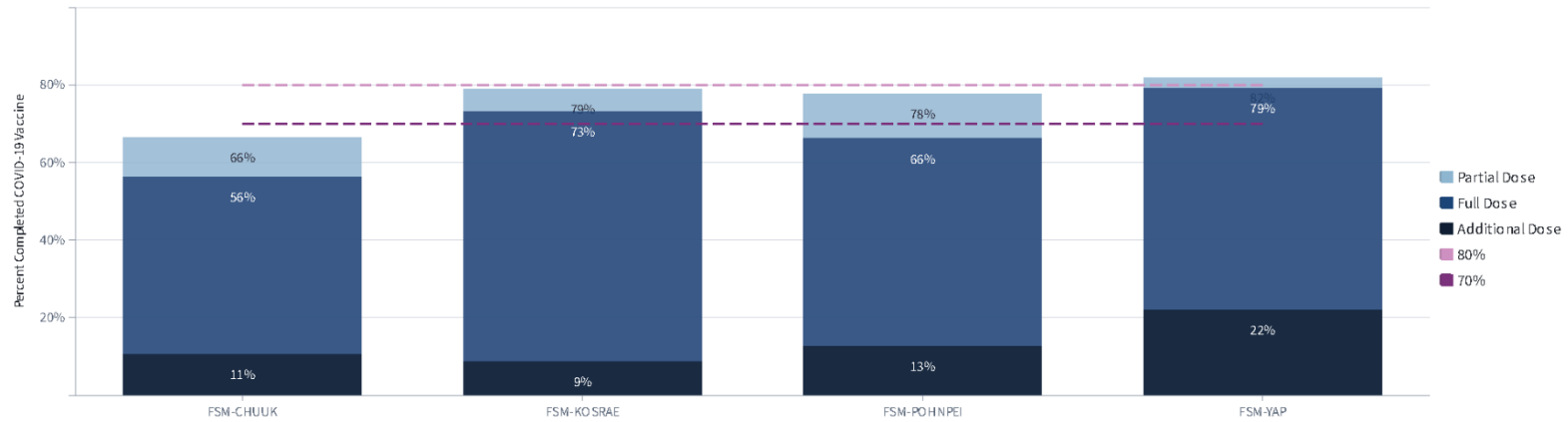
Metrics Include Jurisdiction, Pharmacy, and Federal Agency Data

Source: Tiberius Dataset "Administration - Admin Awardee - Reporting View"

Percentages are capped at 100%

CDC/PIHOA one-on-one USAPI weekly check-ins Week: 3/12/2022-3/18/2022

Striving for 80%: USAPI 12+ COVID-19 Vaccine Progress (FSM States)

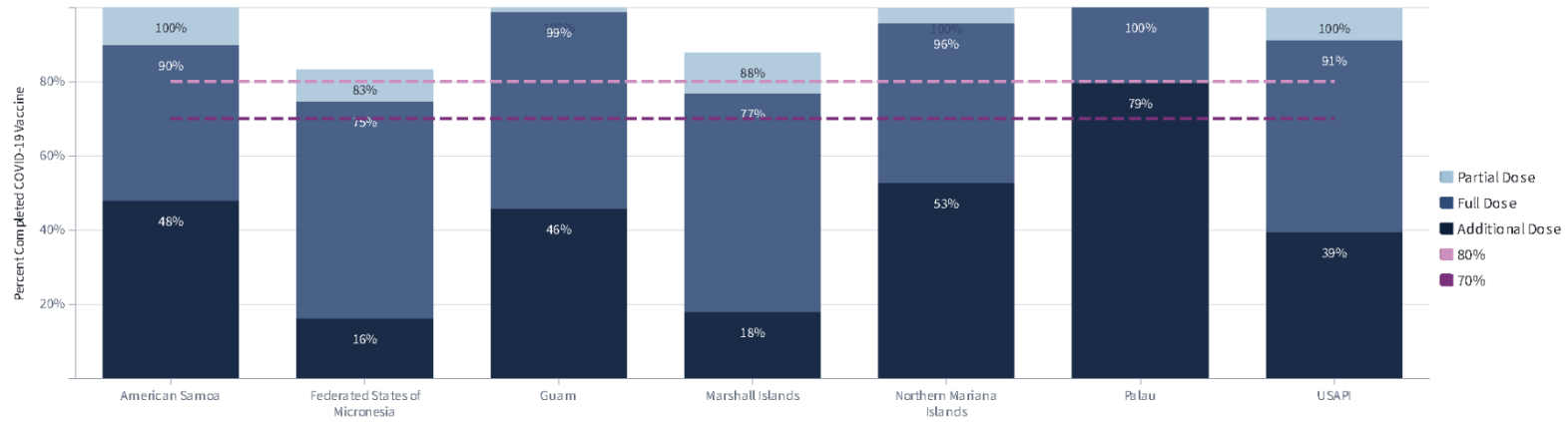


Source: Tiberius Dataset "Administration - Admin Zip - Reporting View"

Percentages are capped at 100%

CDC/PIHOA one-on-one USAPI weekly check-ins Week: 3/12/2022-3/18/2022

Striving for 80%: USAPI 18+ COVID-19 Vaccine Progress



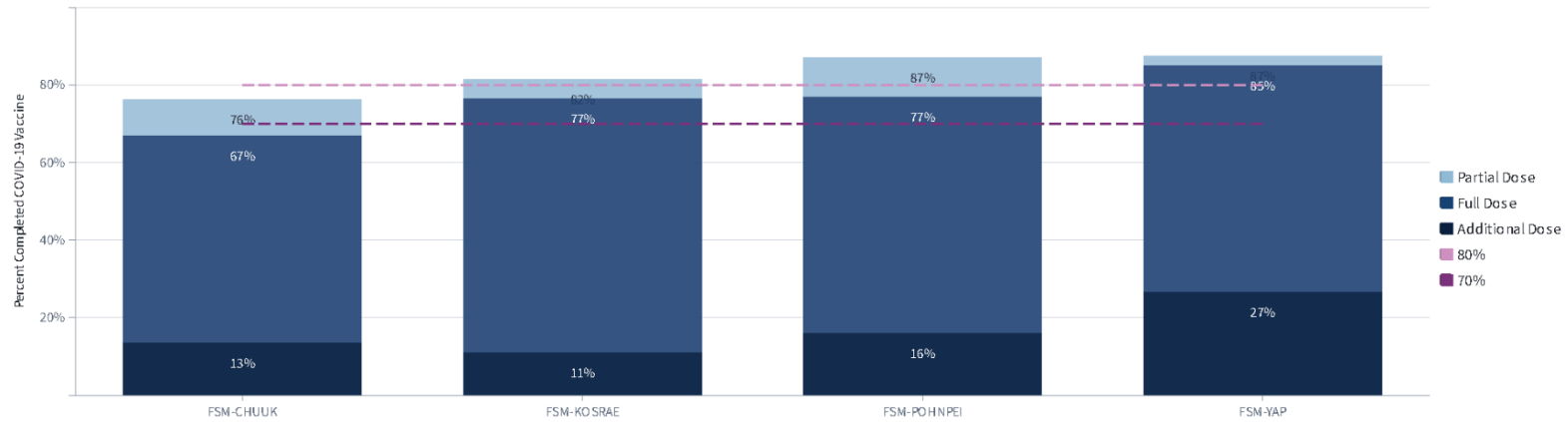
Metrics Include Jurisdiction, Pharmacy, and Federal Agency Data

Source: Tiberius Dataset "Administration - Admin Awardee - Reporting View"

Percentages are capped at 100%

CDC/PIHOA one-on-one USAPI weekly check-ins Week: 3/12/2022-3/18/2022

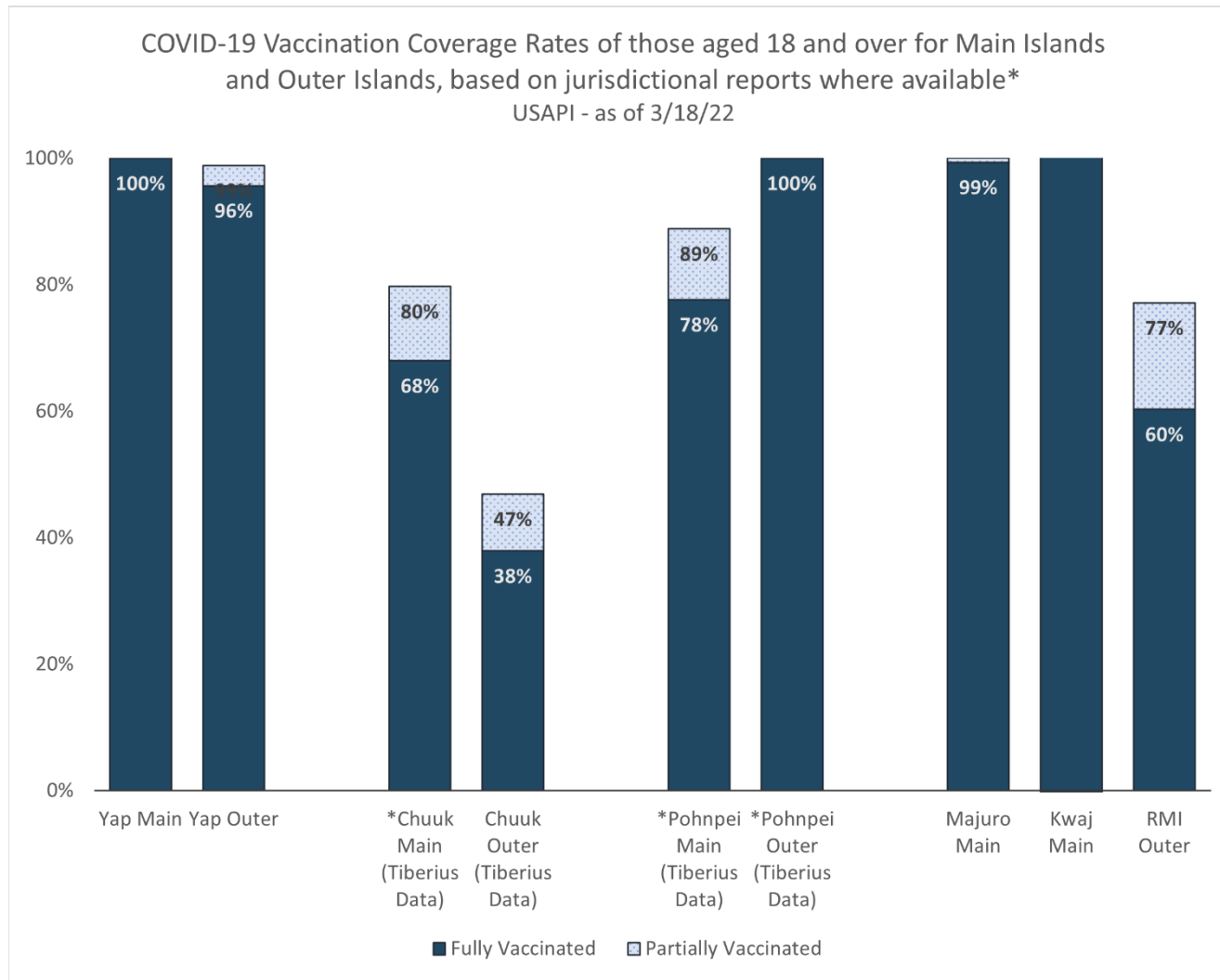
Striving for 80%: USAPI 18+ COVID-19 Vaccine Progress (FSM States)



Source: Tiberius Dataset "Administration - Admin Zip - Reporting View"

Percentages are capped at 100%

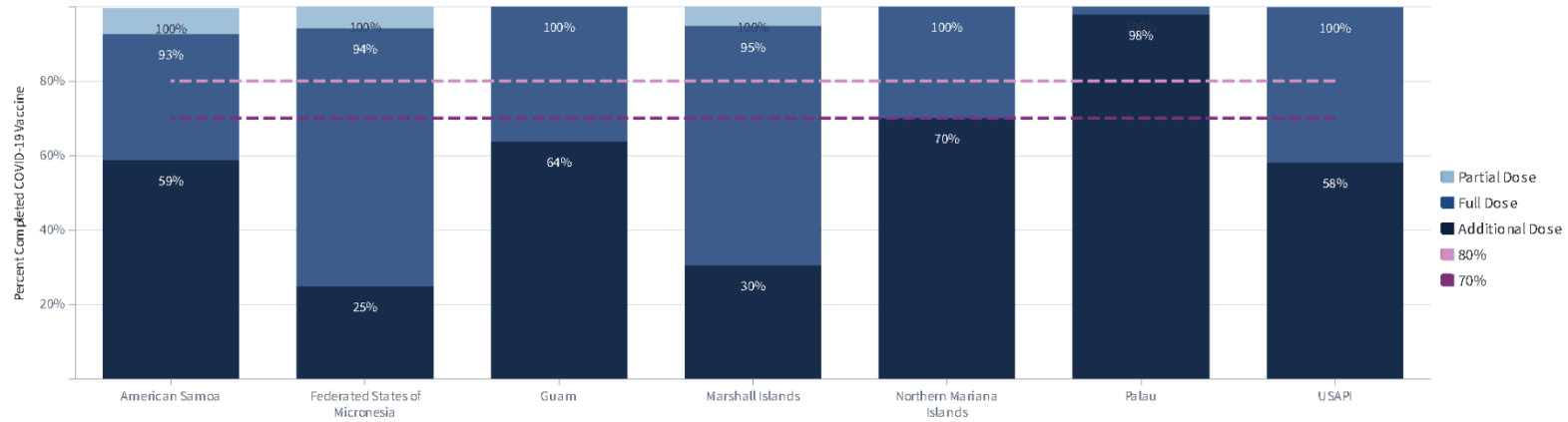
CDC/PIHOA one-on-one USAPI weekly check-ins
Week: 3/12/2022-3/18/2022



Percentages are capped at 100%

CDC/PIHOA one-on-one USAPI weekly check-ins Week: 3/12/2022-3/18/2022

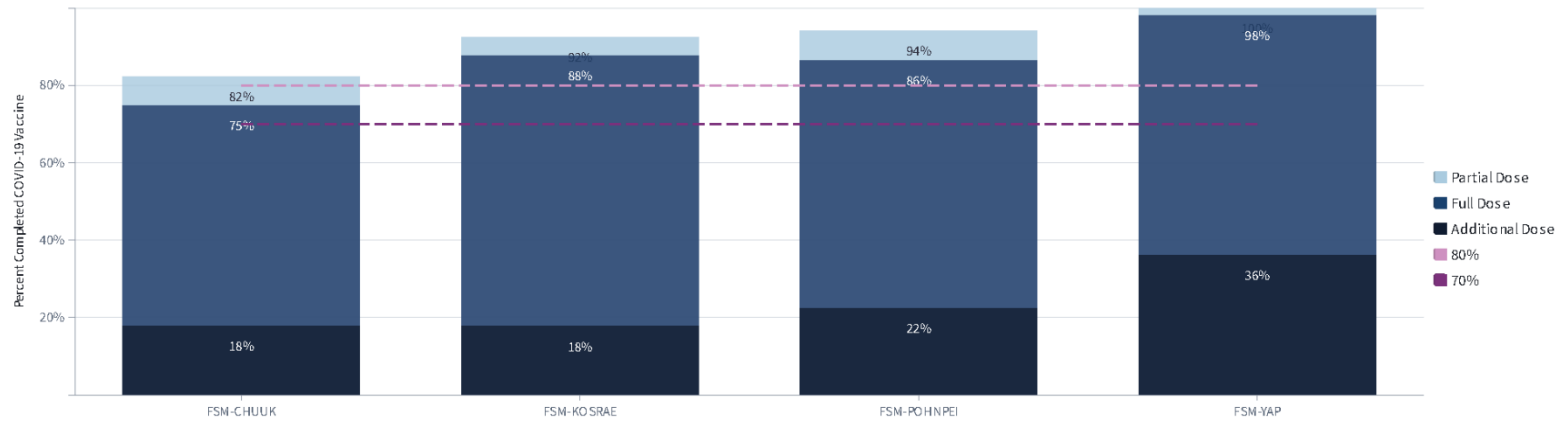
Striving for 80%: USAPI 50+ COVID-19 Vaccine Progress



Metrics Include Jurisdiction, Pharmacy, and Federal Agency Data
Source: Tiberius Dataset "Administration - Admin Awardee - Reporting View"
Percentages are capped at 100%

CDC/PIHOA one-on-one USAPI weekly check-ins Week: 3/12/2022-3/18/2022

USAPI COVID-19 Vaccine Progress: 50+ (FSM States)



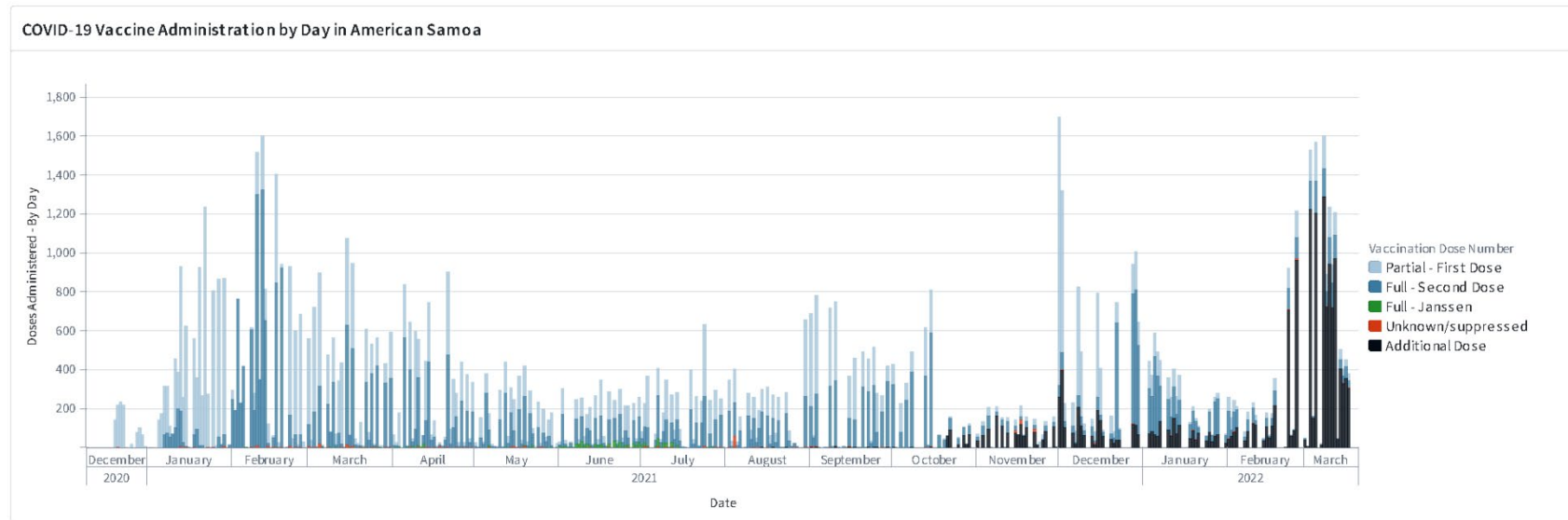
Source: Tiberius Dataset "Administration - Admin Zip - Reporting View"

Percentages are capped at 100%

CDC/PIHOA one-on-one USAPI weekly check-ins
Week: 3/12/2022-3/18/2022

By Jurisdiction:

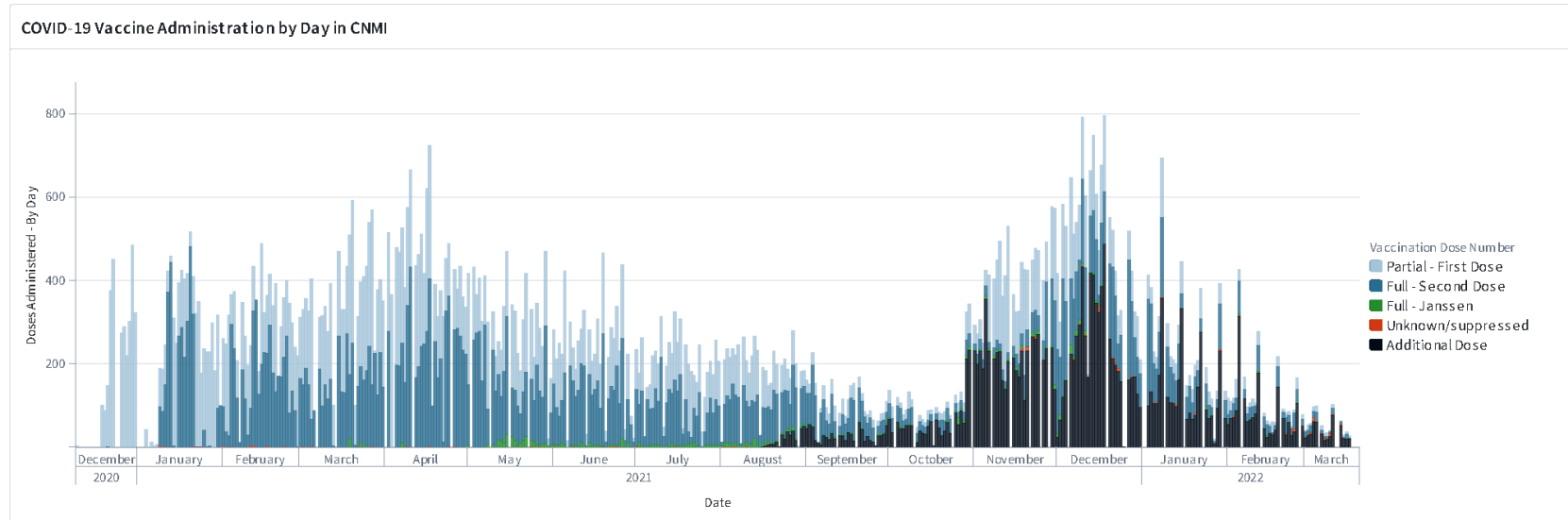
American Samoa



Source: Tiberius Dataset "Administration - Admin Awardee - Reporting View"

CDC/PIHOA one-on-one USAPI weekly check-ins
Week: 3/12/2022-3/18/2022

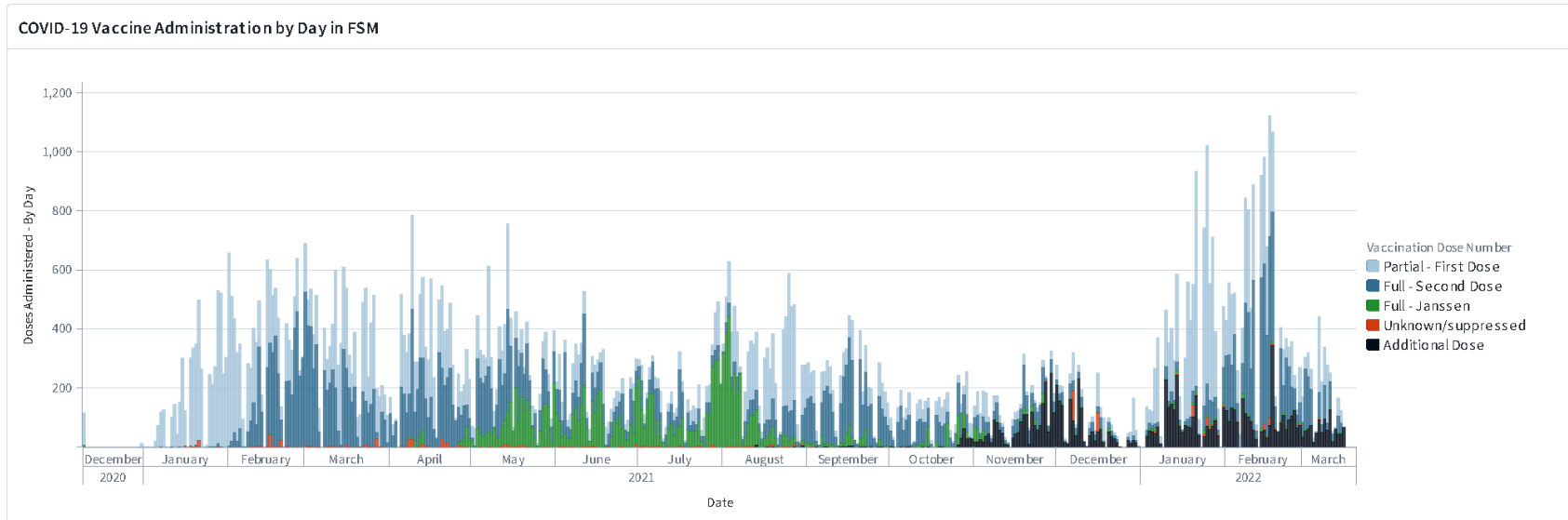
Commonwealth of the Northern Mariana Islands



Source: Tiberius Dataset "Administration - Admin Awardee - Reporting View"

CDC/PIHOA one-on-one USAPI weekly check-ins
Week: 3/12/2022-3/18/2022

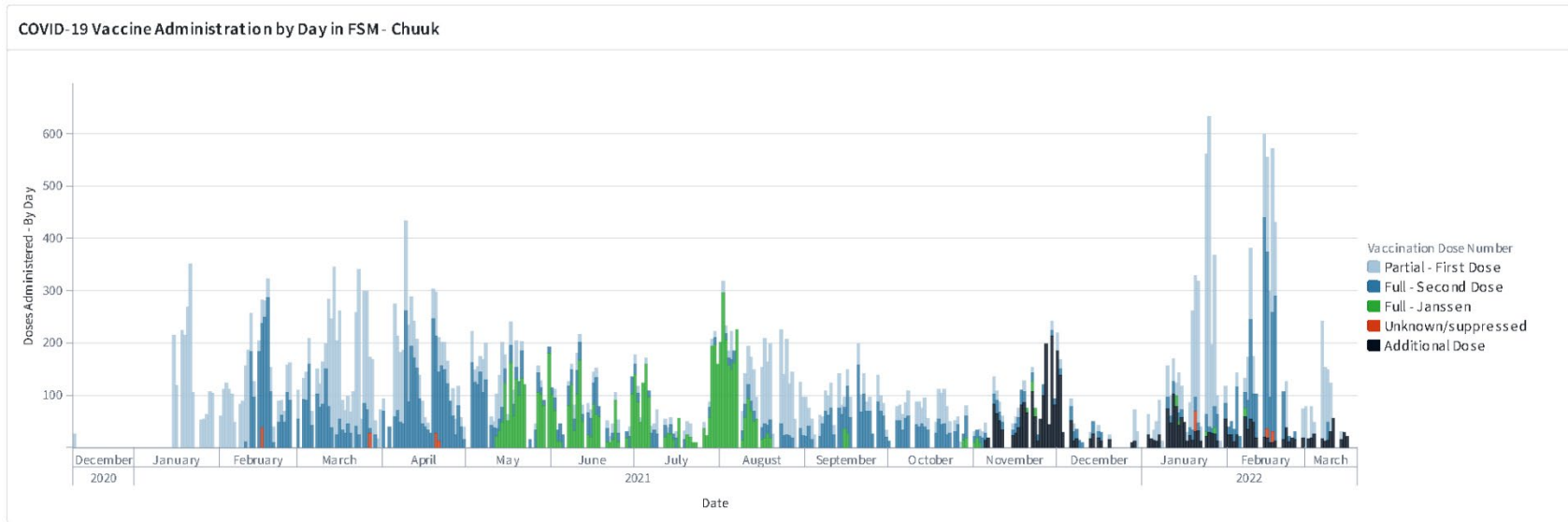
Federated States of Micronesia



Source: Tiberius Dataset "Administration - Admin Awardee - Reporting View"

CDC/PIHOA one-on-one USAPI weekly check-ins
Week: 3/12/2022-3/18/2022

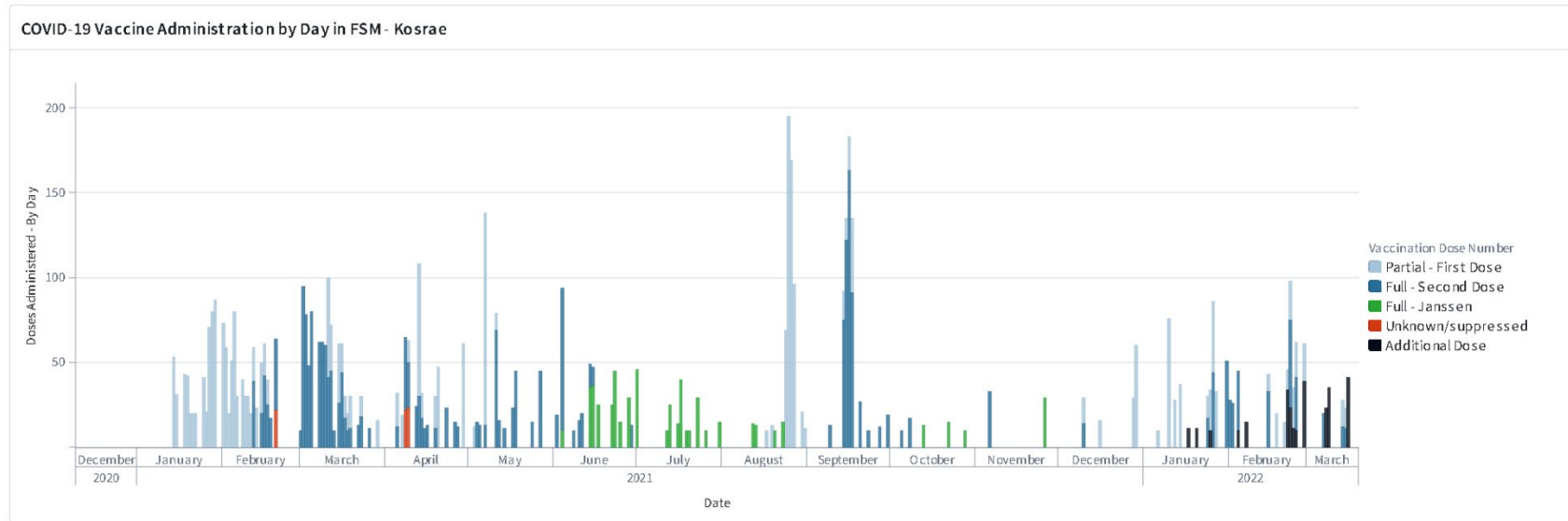
Chuuk



Source: Tiberius Dataset "Administration - Admin Zip - Reporting View"

CDC/PIHOA one-on-one USAPI weekly check-ins
Week: 3/12/2022-3/18/2022

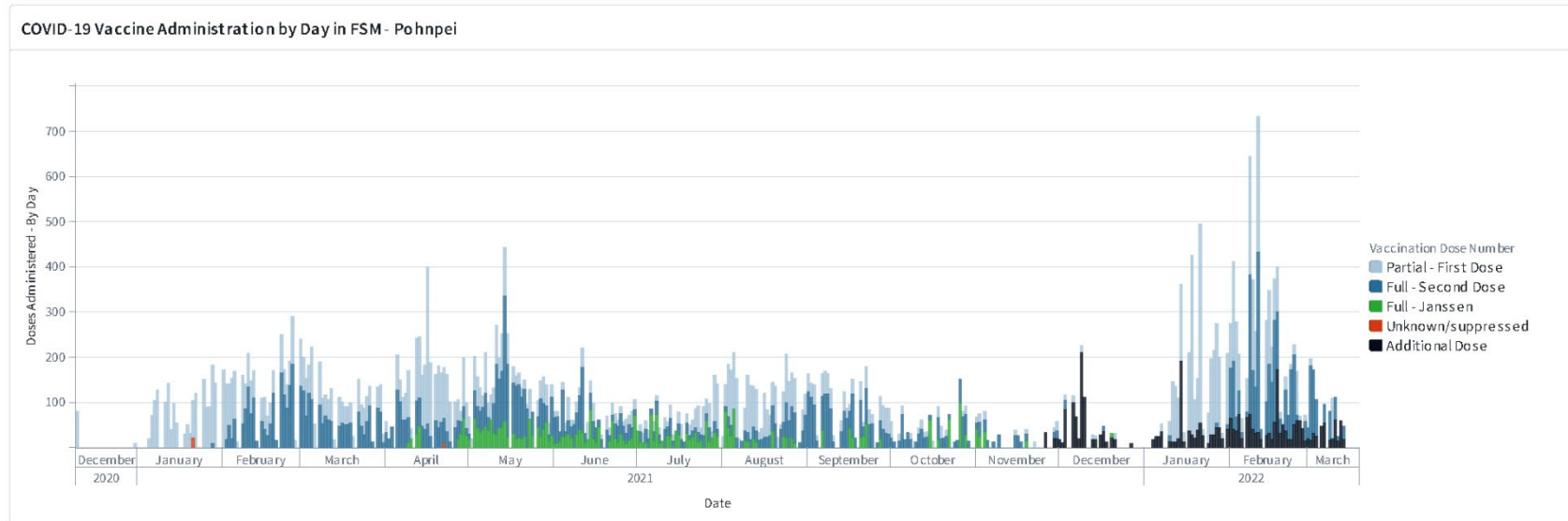
Kosrae



Source: Tiberius Dataset "Administration - Admin Zip - Reporting View"

CDC/PIHOA one-on-one USAPI weekly check-ins
Week: 3/12/2022-3/18/2022

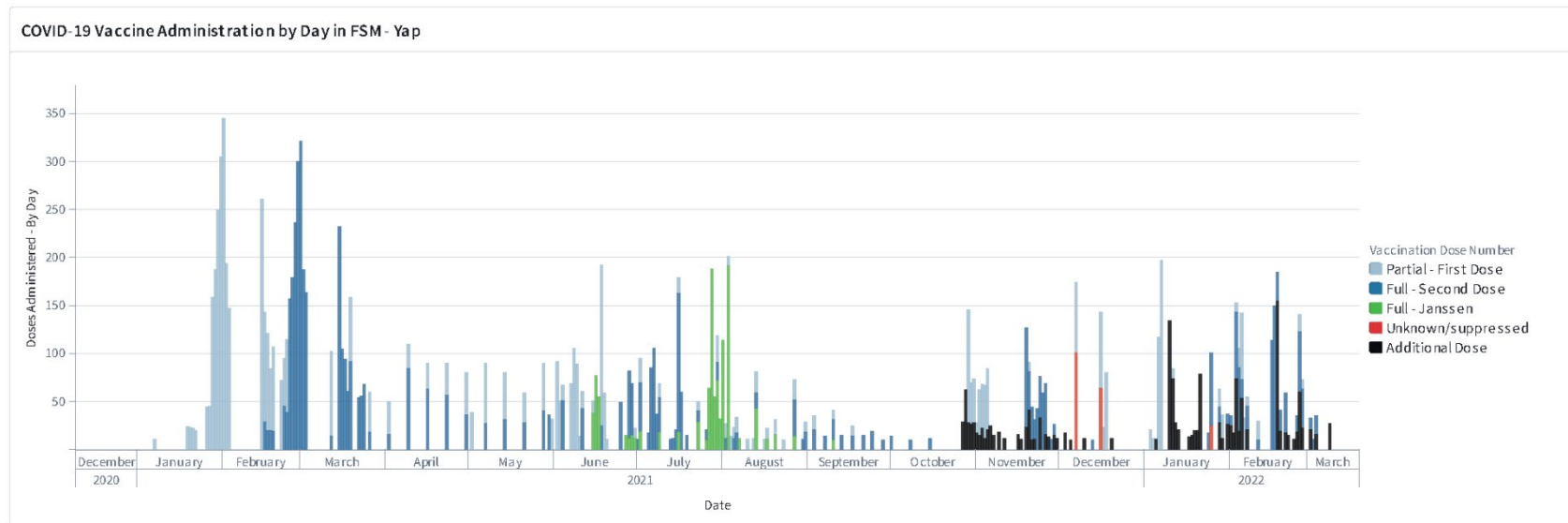
Pohnpei



Source: Tiberius Dataset "Administration - Admin Zip - Reporting View"

CDC/PIHOA one-on-one USAPI weekly check-ins
Week: 3/12/2022-3/18/2022

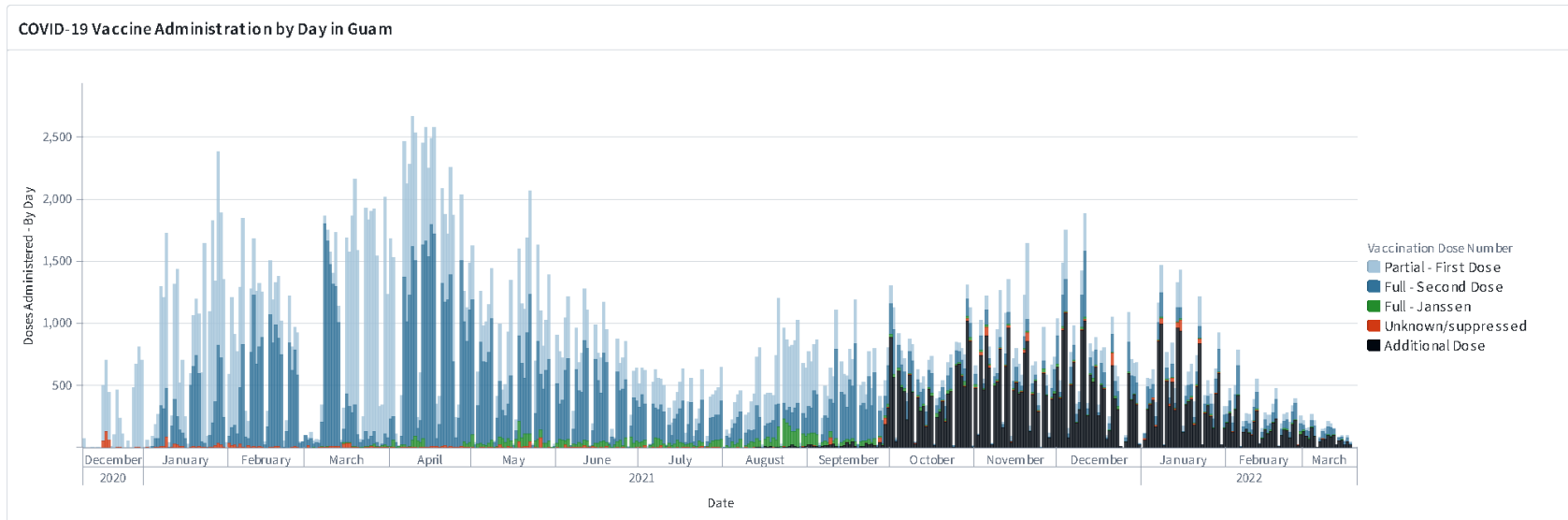
Yap



Source: Tiberius Dataset "Administration - Admin Zip - Reporting View"

CDC/PIHOA one-on-one USAPI weekly check-ins
Week: 3/12/2022-3/18/2022

Guam

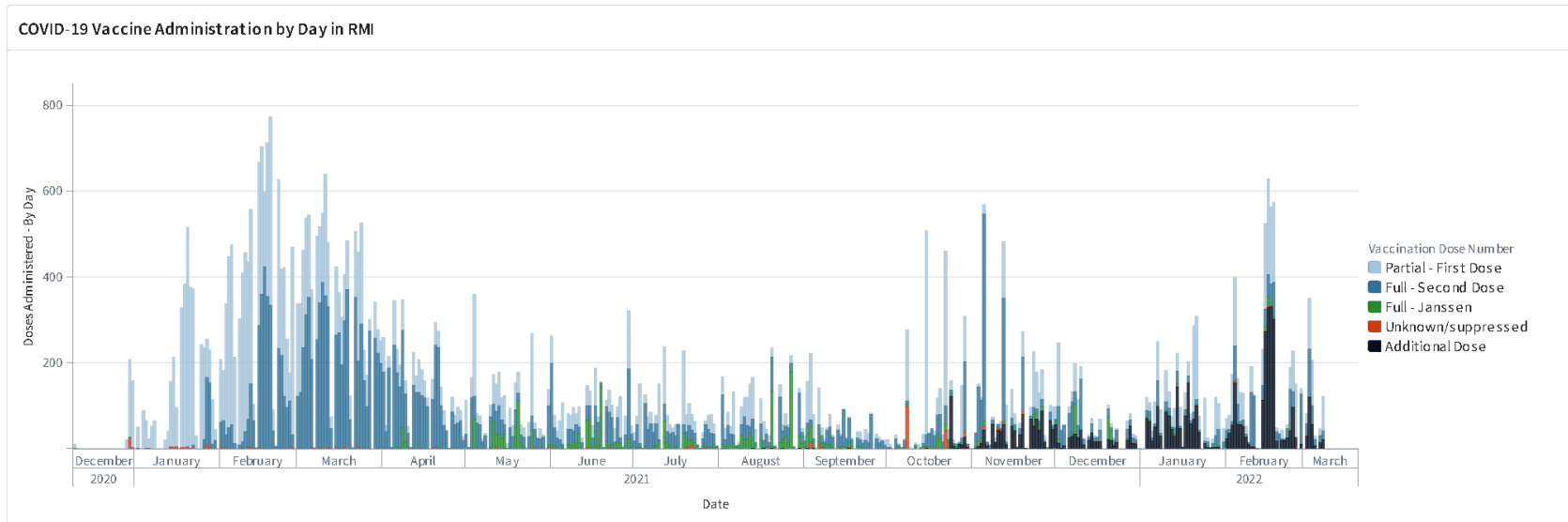


Source: Tiberius Dataset "Administration - Admin Awardee - Reporting View"

Metrics Include - Jurisdiction and Pharmacy Data, Exclude - Federal Agency Data

CDC/PIHOA one-on-one USAPI weekly check-ins
Week: 3/12/2022-3/18/2022

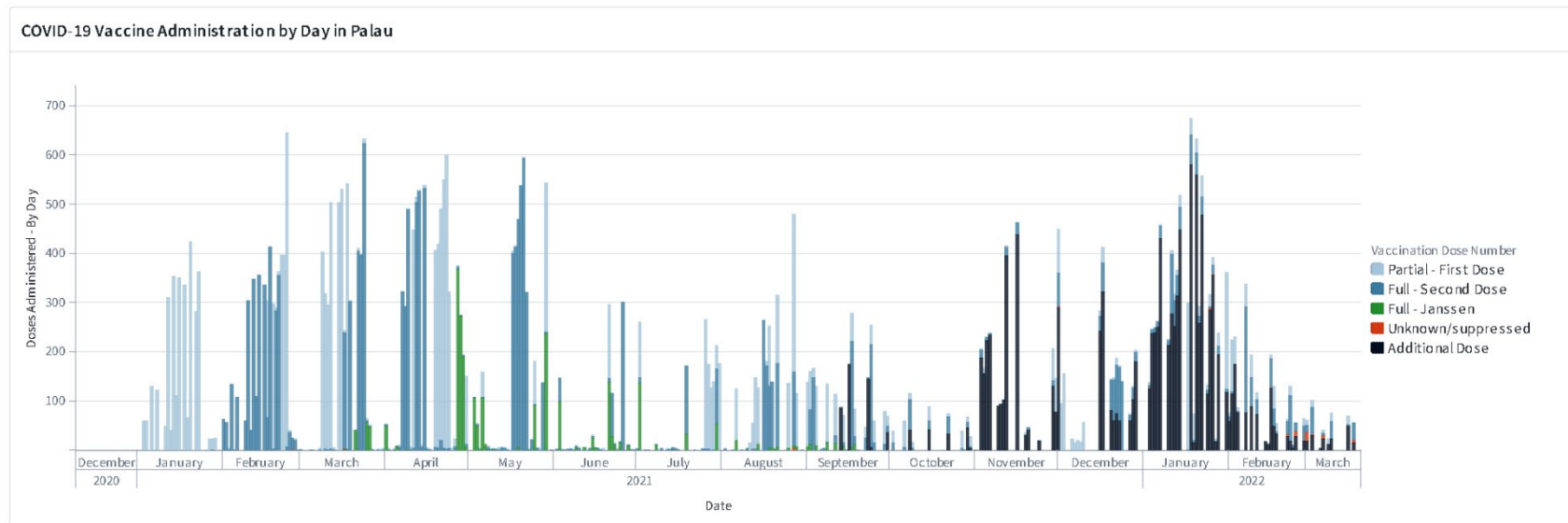
Republic of the Marshall Islands



Source: Tiberius Dataset "Administration - Admin Awardee - Reporting View"

CDC/PIHOA one-on-one USAPI weekly check-ins
Week: 3/12/2022-3/18/2022

Republic of Palau



Source: Tiberius Dataset "Administration - Admin Awardee - Reporting View"

CDC/PIHOA one-on-one USAPI weekly check-ins
Week: 3/12/2022-3/18/2022

Sources:

Population Metrics

Palau: 2015 census <https://www.palau.gov.pw/wp-content/uploads/2017/02/2015-Census-of-Population-Housing-Agriculture-.pdf>

FSM: 2010 census <https://www.fsmstatistics.fm/social/population-statistics/>

American Samoa: 2010 census <https://americansamoa.prism.spc.int/social/demography/population-by-age-group.html>

CNMI: 2015 census <https://cccguam.org/wp-content/uploads/CNMI-Statistical-Yearbook-2015-02.10.2017-nxp.pdf>

Guam: 2010 census <https://www.census.gov/data/datasets/2010/dec/guam.html>

RMI: 2010 census

FSM (States): 2010 census <https://www.fsmstatistics.fm/wp-content/uploads/2020/04/2010-Summary-Analysis-Key-Indicators.pdf>