

CDC/PIHOA one-on-one USAPI weekly check-ins
Week: 4/9/2022-4/15/2022

Regional Summary:

- COVID-19 cases
 - Guam has reported 47,703 total cases with 354 deaths; 162 new cases (↓ from 230 last week) and 2 new deaths this week (↓ from 3 last week); 7-day average test positivity 5.7% (↓ from 7.0% last week); 13 hospitalized cases (↓ from 16 last week)
 - CNMI has reported 11,221 total cases with 34 deaths; 19 new cases (↓ from 40 last week) and 1 new death this week (↑ from 0 last week); 7-day average test positivity 1.7% (↓ from 7.6% last week); 0 hospitalized cases (– from 0 last week)
 - Palau has reported 4,190 total cases with 6 deaths; 92 new cases reported this week (↑ from 56 last week) and 0 new deaths this week (– from 0 last week); 0 cases hospitalized (– from 0 last week)
 - American Samoa has reported 5,564 total cases with 20 deaths; 191 new cases (↓ from 960 last week) and 8 new deaths this week (↑ from 5 last week); 1,003 (37%) were treated with therapeutics
 - FSM and RMI have had no community transmission with 0 new cases reported this week
- COVID-19 Vaccine distribution summary (See USAPI Vaccine Summary with 22 updated tables and figures listed below)
 - Based on jurisdictional reports: a total of 313,187 people in the region are fully vaccinated (83.1% of all eligible individuals [5 and older]/ +--%)
 - An additional 26,466 people in the region are partially vaccinated (7.0% of eligible individuals in the region)
 - Based on data submitted into Tiberius via WebIZ: **91% of all people aged 5 years and older have had at least one dose of a COVID-19 vaccine; 81% are fully vaccinated; and 34% have an additional dose.**
 - Current percentages of eligible population **aged 5 and over** fully vaccinated (from Tiberius via WebIZ)
 - **American Samoa: 95% (–%)**
 - **FSM: Chuuk: 54% (+1%), Kosrae: 70% (+2%), Pohnpei: 64% (+1%), Yap: 74% (–%)**
 - **Guam: 90% (–%)**
 - **RMI: 59% (+3%)**
 - **CNMI: 89% (–%)**
 - **Palau: 100% (–%)**
 - Current percentages of eligible population **aged 5 and over** with additional doses (from Tiberius via WebIZ)
 - **American Samoa: 50% (+1%)**
 - **FSM: Chuuk: 13% (+1%), Kosrae: 22% (+4%), Pohnpei: 14% (+1%), Yap: 21% (+1%)**
 - **Guam: 39% (+--%)**
 - **RMI: 14% (+1%)**
 - **CNMI: 43% (+1%)**
 - **Palau: 68% (–%)**

COVID-19 Containment strategies

- Guam no longer requires quarantine for travelers and DPHSS has ceased processing travelers at ports of entry.
- CNMI is allowing vaccinated travelers to enter without quarantine and unvaccinated travelers to enter with 5-day self-quarantine, testing is no longer required on day 5 or arrival.
- Palau is running regular Guam and Taiwan flights with restriction of movement for vaccinated travelers with negative PCR test within 3 days of departure to Palau or negative antigen test within 1 day of departure to Palau and testing on day 4.
- AS is running limited flights under Talofa Pass system with in-country quarantine and testing requirements and has not yet opened borders.
- RMI has regular repatriation flights ongoing with HNL (3 days) and in-country quarantine (14 days) and testing requirements.
- FSM has resumed repatriation flights and has reduced quarantine to 5 days in Guam then at least 5 days in FSM.

CDC/PIHOA one-on-one USAPI weekly check-ins
Week: 4/9/2022-4/15/2022

USAPI	COVID-19 cases	Testing	Containment	Community Mitigation	Medical Surge Preparedness	Vaccine Updates (Jurisdictional Reports)
AS	5,564 total cases with 20 deaths and 3,380 recovered; 191 new cases (↓ from 960 last week) and 8 new deaths this week (↑ from 5 last week); 2,003 (37%) treated with therapeutics	Stocks as of 4/13/22: GeneXpert (2,600 available), Abbott ID NOW (4,272 available), Abbott Binax NOW (18,840 available), BioFire (0 available) and ACCULA (4,700 available) testing on-island; Daily test count (4/13): 517 with 9% test positivity	Borders remain closed to normal travel; HAL flight arrived on 4/7 with 96 pax (Talofa pass travel but now allowing some home quarantine)	American Samoa is currently at “code red”: limited business hours, only essential services are allowed to operate, suspension of several public operations, prohibit public gatherings, mandated mask use, prohibit dine-in, territorial curfew, etc.; pandemic declaration extended to 4/13	1 case hospitalized (↓ from 6 last week) 46 ventilators functional at LBJ, 132 beds, 7 ICU beds; 8 total isolation COVID beds in COVID tent outside of LBJ mAb in stock: 1,081 (Available: 103 Sotrovimab, 320 Evusheld, 200 Bebtelovimab, 438 REGN-COV, 20 BAM/ETE) mAb used in past week: 75 Antivirals in stock: 3,197 (Available: 268 Molnupiravir, 2,929 Paxlovid) Antivirals used in past wk: 155 Week (4/3–4/9)	Partially vaccinated: 2,265 (as of 4/10) Fully vaccinated: 41,618 (as of 4/10) Additional dose: 22,645 (as of 4/10) % 5+ fully vaccinated: 91.6% % 5+ at least one dose: 96.6% % 5+ w/ additional dose: 49.8%
CNMI	11,221 total cases with 34 deaths; 19 new cases (↓ from 40 last week) and 1 new deaths this week (↑ from 0 last week)	Stocks as of 4/6/22: Abbott ID NOW (312 available), GeneXpert (5,440 available), Abbott Binax NOW (4,976 available), Biofire (360 available), and Solgent (408 available) testing on-island; 1,148 tests run in past week; 7-day average test positivity 1.7% (↓ from 7.6% last week)	Travelers are no longer required to be tested on arrival or day 5; unvaccinated travelers must complete 5-day home quarantine; all travelers must complete mandatory health declaration form	CDC COVID-19 Community Level – LOW, therefore limited mitigation measures in place	0 hospitalized cases (– from 0 last week) 46 usable ventilators; at CHCC- 75 hospital beds, 8 ICU beds mAb in stock: 1,100 (Available: 206 Sotrovimab, 247 Evusheld, 173 Bebtelovimab, 372 REGN-COV, 102 BAM/ETE) mAb used in past week: 4 Antivirals in stock: 561 (Available: 243 Molnupiravir, 318 Paxlovid) Antivirals used in past week: 0 Week (4/3–4/9)	Partially vaccinated: 892 (as of 4/15) Fully vaccinated: 43,857 (as of 4/15) Additional dose: 22,992 (as of 4/15) % 5+ fully vaccinated: >100% % 5+ w/ additional dose: 53.4%

CDC/PIHOA one-on-one USAPI weekly check-ins
Week: 4/9/2022-4/15/2022

Guam	47,703 total cases with 354 deaths and 47,152 recovered; 162 new cases (↓ from 230 last week) and 2 new deaths this week (↓ from 3 last week)	Stocks as of 4/15/22: Abbott Binax NOW (6,264 available), Abbott ID NOW (6,584 available), BD Veritor (1,484 available), Flowflex (18,341 available), GeneXpert (3,360 available), and ABI 7500 (50,584 available); 449,155 diagnostic tests conducted; 6,369 this week; 7-day average test positivity 5.7% (↓ from 7.0% last week)	Quarantine requirement for all travelers lifted 3/30/22; DPHSS ceases processing of travelers; 197 cases in isolation (127 home isolation, 0 facility isolation, 57 military isolation, 13 hospitalized)	CDC COVID-19 Community Level – LOW, though some restrictions on gatherings, social distancing requirements, and mask mandates remain in place	13 hospitalized cases (↓ from 16 last week) mAb in stock: 729 (Available: 160 Sotrovimab, 96 Evusheld, 306 Bebtelovimab, 27 REGEN-COV, 140 BAM/ETE) mAb used in past week: 0 Antivirals in stock: 615 (Available: 523 Molnupiravir, 92 Paxlovid) Antivirals used in past week: 0 Week (4/3–4/9)	Partially vaccinated: 5,734 (as of 4/15) Fully vaccinated: 124,461 (as of 4/15) Additional dose: 57,103 (as of 4/15) % 5+ fully vaccinated: 88.9% % 5+ at least one dose: 93.0% % 5+ w/ additional dose: 40.8%
Chuuk	0 cases	Stocks as of 3/8/22: GeneXpert (1,140 available), Abbott Binax NOW (703 available), and BioFire (150 available) testing on-island; travel testing with antigen, frontline workers sporadic testing; running ~90 tests per week	Borders remain closed; 22 total individuals have been repatriated; FSM repatriation protocols recently revised to 5 days of quarantine in Guam then at least 5 days in Chuuk; no recent repatriation flights conducted	Education is being conducted in communities; risk communication ongoing with repatriation; social distancing is being encouraged but not enforced	21 working ventilators at hospital (12 LTV FEMA, 3 Hamilton); 104 beds in shared wards, 9 ICU beds, 14 beds in isolation rooms, no negative air flow, 6 dedicated PUI/COVID-19 rooms + plan to use for mAb; mAb stock on-island (24 vials Evusheld, 3 boxes Sotrovimab)	Partially vaccinated: 7,113 (as of 4/15) Fully vaccinated: 23,019 (as of 4/15) Additional dose: 5,934 (as of 4/15) % 5+ fully vaccinated: 54.0% % 5+ at least one dose: 70.6% % 5+ w/ additional dose: 13.9%

CDC/PIHOA one-on-one USAPI weekly check-ins
Week: 4/9/2022-4/15/2022

Kosrae	0 cases	Stocks as of 3/31/22: Abbott ID NOW (118 available), GeneXpert (2,051 available), BD Veritor (660 available), Panbio (184 available), and Abbott Binax NOW (0 available) testing on-island; mostly travel testing currently; running ~50 tests per week	Borders remain closed; several small repat flights have been conducted with most recent on 4/4; FSM repat protocols recently revised to 5 days quarantine in Guam then at least 5 days in Kosrae with testing	Community-level education by Risk Communication Committee; social distancing is being encouraged but not enforced	3 FEMA vents on-island; 45 hospital beds (2 ICU), 5 isolation rooms with no negative air flow; new quarantine facility completed; mAb stock on-island (Evusheld 1 case, REGEN-COV 3 boxes, Sotrovimab 3 boxes, Paxlovid 1 box) Working to upgrade oxygen generator; low supplies of PPE on-island	Partially vaccinated: 573 (as of 4/15) Fully vaccinated: 4,210 (as of 4/15) Additional dose: 1,277 (as of 4/15) % 5+ fully vaccinated: 79.7% % 5+ at least one dose: 90.6% % 5+ w/ additional dose: 24.2%
Pohnpei	0 cases	Stocks as of 12/3/21: Abbott ID NOW (0 available), GeneXpert (1,334 available), and Abbott Binax NOW (2,231 available) testing on-island; 3,105 total tests conducted on-island; mostly travel testing currently; running ~90 tests per week	Borders remain closed; several small repatriation flights have now been conducted from Guam; FSM repat protocols recently revised to 5 days quarantine in Guam and at least 5 days in Pohnpei with testing	Designated team developed for risk communication and currently conducting community education	14 total vents; 98 hospital beds (no ICU beds), 4 isolation rooms at hospital with negative air flow; MMA isolation center near the airport with 40 units; China Star hotel is a quarantine site (26 rooms) Therapeutics for all of FSM mAb in stock: 1,014 (Available: 192 Sotrovimab, 192 Evusheld, 180 Bebtelovimab, 400 REGEN-COV, 50 BAM/ETE) mAb used in past week: 0 Antivirals in stock: 668 (Available: 288 Molnupiravir, 380 Paxlovid) Antivirals used in past week: 0 Week (4/3–4/9)	Partially vaccinated: 3,639 (as of 4/15) Fully vaccinated: 20,952 (as of 4/15) Additional dose: 4,420 (as of 4/15) % 5+ fully vaccinated: 64.7% % 5+ at least one dose: 76.0% % 5+ w/ additional dose: 13.7%

CDC/PIHOA one-on-one USAPI weekly check-ins
Week: 4/9/2022-4/15/2022

Yap	0 cases	Stocks as of 4/6/22: GeneXpert (3,182 available), BD Veritor (390 available), Abbott Binax NOW (1,880 available), and BioFire (58 available) testing on-island; mainly travel and frontline testing; 4,427 tests to date, all negative; run ~50 tests/week; continue testing travelers and patients with respiratory illness	Borders remain closed; 105 total repatriated; FSM repat protocols recently revised to 5 days quarantine in Guam then at least 5 days quarantine in Yap with testing; no recent repat flights conducted (waiting on FSM National clinical assessment)	Social distancing is being encouraged but not enforced; community education is ongoing (currently focused on vaccines) and expanded to outer islands	20 working ventilators on-island; 38 hospital beds, 2 isolation rooms with negative air flow; working to establish permanent quarantine and isolation facilities; working on improved iso wards and oxygen generation facility; Therapeutic stocks on-island: 48 vials Sotrovimab, 13 vials Evusheld, 2mL Bebtelovimab, 40x40s Molnupiravir, 3pks REGEN-COV	Partially vaccinated: 683 (as of 4/15) Fully vaccinated: 7,701 (as of 4/15) Additional dose: 2,197 (as of 4/15) % 5+ fully vaccinated: 82.6% % 5+ at least one dose: 89.9% % 5+ w/ additional dose: 23.6%
Palau	4,190 total cases with 6 deaths and 3,803 recovered; 92 new cases reported this week (↑ from 56 last week) and 0 new deaths this week (→ from 0 last week)	Stocks as of 3/11/22: Abbott ID NOW (1,008 available), GeneXpert (2,500 available), Abbott Binax NOW (16,000 available) testing on-island; 42,790 total tests conducted; 1,509 tests run in past week	Some passenger flights (Guam, Taiwan) and military flights ongoing; vaccinated travelers from Guam have no quarantine; 387 active cases in isolation	Mandated face mask wearing in all indoor facilities, at all outdoor gatherings of 20+ people, physical distancing of 3 feet	0 cases hospitalized (→ from 0 last week) 80 hospital beds, 4 ICU beds, 5 isolation rooms with negative air flow; various quarantine sites available; 36 working ventilators on-island mAb in stock: 647 (Available: 98 Sotrovimab, 85 Evusheld, 90 Bebtelovimab, 306 REGEN-COV, 68 BAM/ETE) mAb used in past week: 3 Antivirals in stock: 150 (Available: 53 Molnupiravir, 97 Paxlovid) Antivirals used in past week: 0 Week (4/3–4/9)	Fully vaccinated: 18,025 (as of 4/15) Additional dose: 10,973 (as of 4/15) % 5+ fully vaccinated: >100% % 5+ w/ additional dose: 65.7%

CDC/PIHOA one-on-one USAPI weekly check-ins
Week: 4/9/2022-4/15/2022

RMI- Majuro +OI	0 cases	Stocks as of 4/11/22: Abbott ID NOW (0 available), GeneXpert (1,140 available), BioFire (29 available), BD Veritor (0 available) and Abbott Binax NOW (4,880 available) testing on-island; testing mostly being conducted for travelers	Borders are closed until at least 4/30/22; Travel Advisory #37 in effect; HNL repat is ongoing [3/7 days HNL facility Q based on vaccination status +14 days facility Q w/ multiple tests]; 1,219 individuals released; 73 in quarantine	Multiple media strategies including community meetings; normal activities have resumed; social distancing being encouraged but not enforced	44 total vents on-island (37 reserved for COVID-19); 108 hospital beds (3 ICU), 8 isolation rooms (1 with negative air flow); new isolation building (8 isolation rooms with negative air flow) completed; new quarantine facility (24 beds) built, old facility still usable (80 beds) Therapeutics for all of RMI mAb in stock: 501 (Available: 96 Sotrovimab, 144 Evusheld, 165 Bebtelovimab, 96 REGEN-COV, 0 BAM/ETE) mAb used in past week: 0 Antivirals in stock: 480 (Available: 140 Molnupiravir, 340 Paxlovid) Antivirals used in past week: 0 Week (4/3–4/9)	Partially vaccinated: 4,984 (as of 4/13) Fully vaccinated: 20,854 (as of 4/13) Additional dose: 8,048 (as of 4/13) % 5+ fully vaccinated: 63.8% % 5+ at least one dose: 79.1% % 5+ w/ additional dose: 24.6%
RMI- Kwaj	4 cases (4 imported; identified in quarantine facility)	Stocks as of 4/11/22: Abbott ID NOW (0 available), GeneXpert (585 available), and Abbott Binax NOW (1,200 available), BioFire (137 available) testing on-island; testing mostly being conducted for travelers	Borders are closed until at least 4/30/22; Travel Advisory #37 in effect; 1,873 individuals have been repatriated to Kwajalein base; 45 in quarantine	Limited social distancing occurring but implementing some safety measures	14 vents on-island; isolation facility is being built and renovated TB trailer is being prepared (6 beds) for temporary isolation	Partially vaccinated: 583 (as of 4/13) Fully vaccinated: 8,490 (as of 4/13) Additional dose: 3,635 (as of 4/13) % 5+ fully vaccinated: 91.8% % 5+ at least one dose: 98.1% % 5+ w/ additional dose: 39.3%

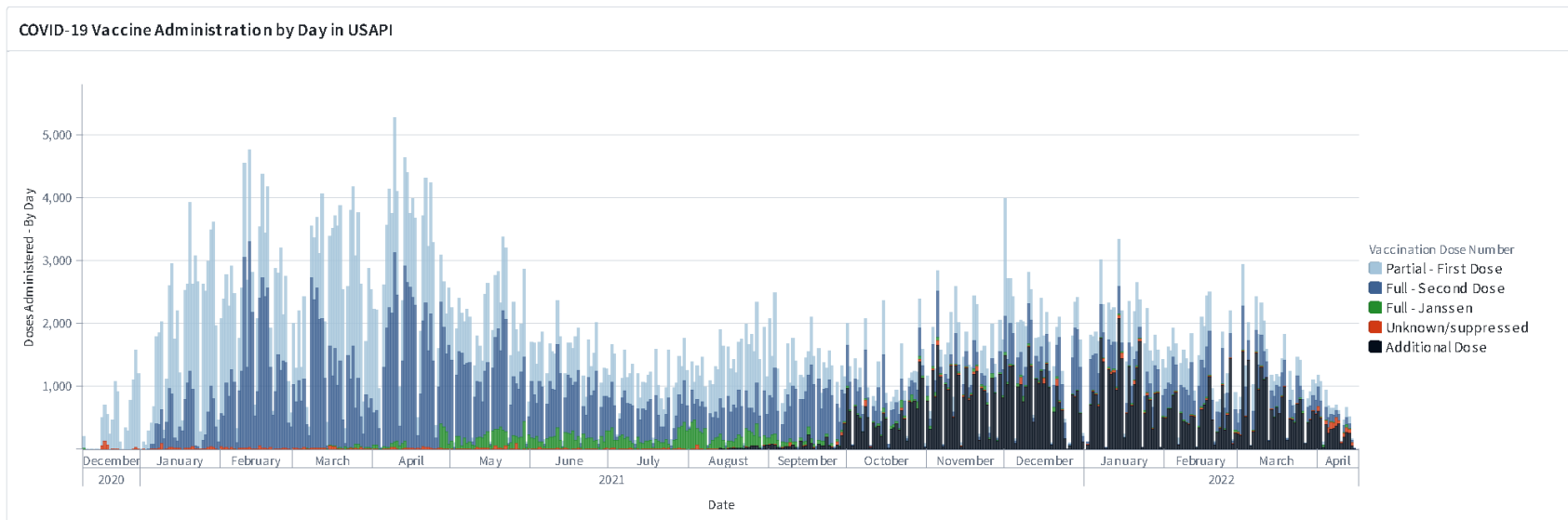
CDC/PIHOA one-on-one USAPI weekly check-ins
Week: 4/9/2022-4/15/2022

USAPI Vaccine Summary Tables and Charts:

**Note that all data except for those detailing Outer Island coverage rates comes directly from Tiberius. Thank you to Katrina Myers and the entire USAPI Tiberius Team for helping assemble "Dr. B's Famous Slide-set." Thank you to the jurisdictions who enter this data into WebIZ each day to keep it up to date.*

**Outer Island data was provided by each jurisdiction based on their outer island outreach activities. Because of this, there may be discrepancies between the two data sets (Tiberius and the Jurisdiction Outer Island Data). Also, some jurisdictions have yet to report their data in detail. Thank you to Dr. Haley Cash for assembling the Outer Island table and each of the jurisdictions for collecting and reporting this unique, yet important data.*

US-affiliated Pacific Islands Region



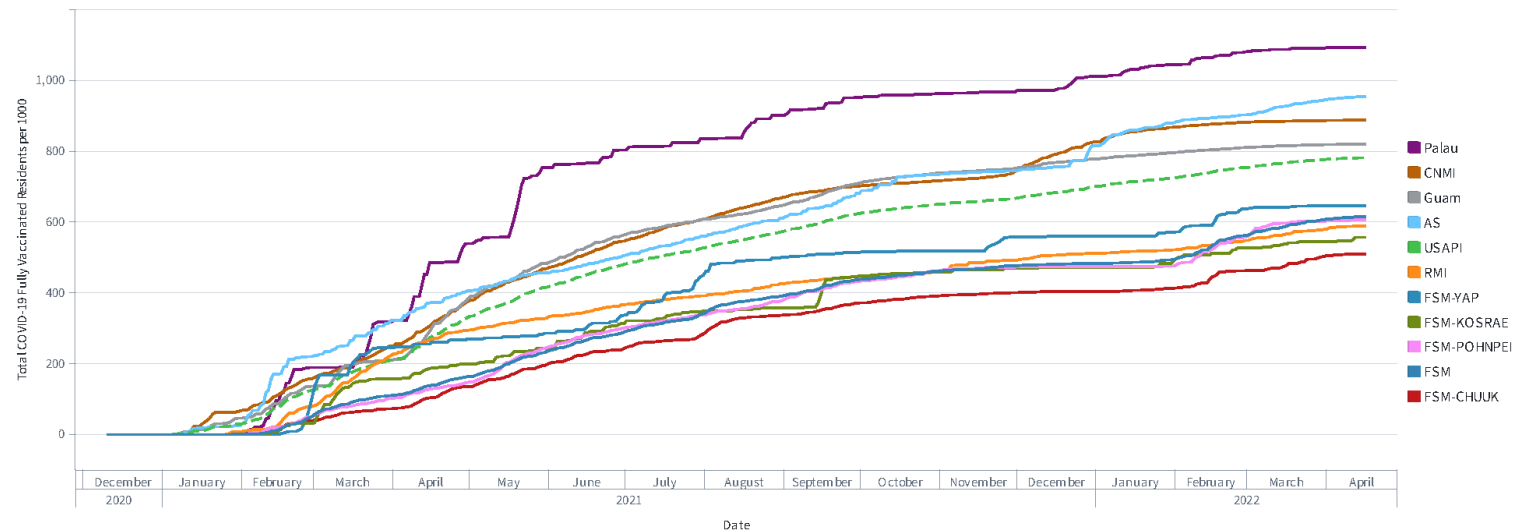
Source: Tiberius Dataset "Administration - Admin Awardee - Reporting View"

Metrics Include - Jurisdiction and Pharmacy Data, Exclude - Federal Agency Data

CDC/PIHOA one-on-one USAPI weekly check-ins

Week: 4/9/2022-4/15/2022

Cumulative COVID-19 Fully Vaccinated Residents in USAPI (per 1000 eligible residents)



Metrics Include - Jurisdiction and Pharmacy Data, Exclude - Federal Agency Data

Eligible Population - 5+ yrs

Source: Tiberius Dataset "Administration - Admin Awardee - Reporting View" & "Administration - Admin Zip - Reporting View"

CDC/PIHOA one-on-one USAPI weekly check-ins
Week: 4/9/2022-4/15/2022

Vaccine Distribution in USAPI Jurisdictions									
jurisdiction	population_aged_5+	fully_vaccinated	fully_vaccinated_percent	partially_vaccinated	partially_vaccinated_percent	additional_dose	additional_percent	unvaccinated	unvaccinated_percent
1 American Samoa	43110	40,942	95%	44,689	100%	21,031	49%	0	0%
2 FSM-CHUUK	43093	22,670	53%	28,334	66%	5,012	12%	14,759	34%
3 FSM-KOSRAE	5861	4,013	68%	4,432	76%	1,059	18%	1,429	24%
4 FSM-POHNPEI	32193	20,194	63%	23,989	75%	4,132	13%	8,204	25%
5 FSM-YAP	10226	7,539	74%	7,896	77%	2,058	20%	2,330	23%
6 Guam	154941	139,618	90%	153,804	99%	59,677	39%	1,137	1%
7 Marshall Islands	45415	25,625	56%	31,726	70%	5,895	13%	13,689	30%
8 Northern Mariana Islands	48632	43,158	89%	45,327	93%	20,605	42%	3,305	7%
9 Palau	16451	17,981	100%	20,222	100%	11,246	68%	0	0%
10 USAPI	399319	321,740	81%	360,419	90%	130,715	33%	38,900	10%

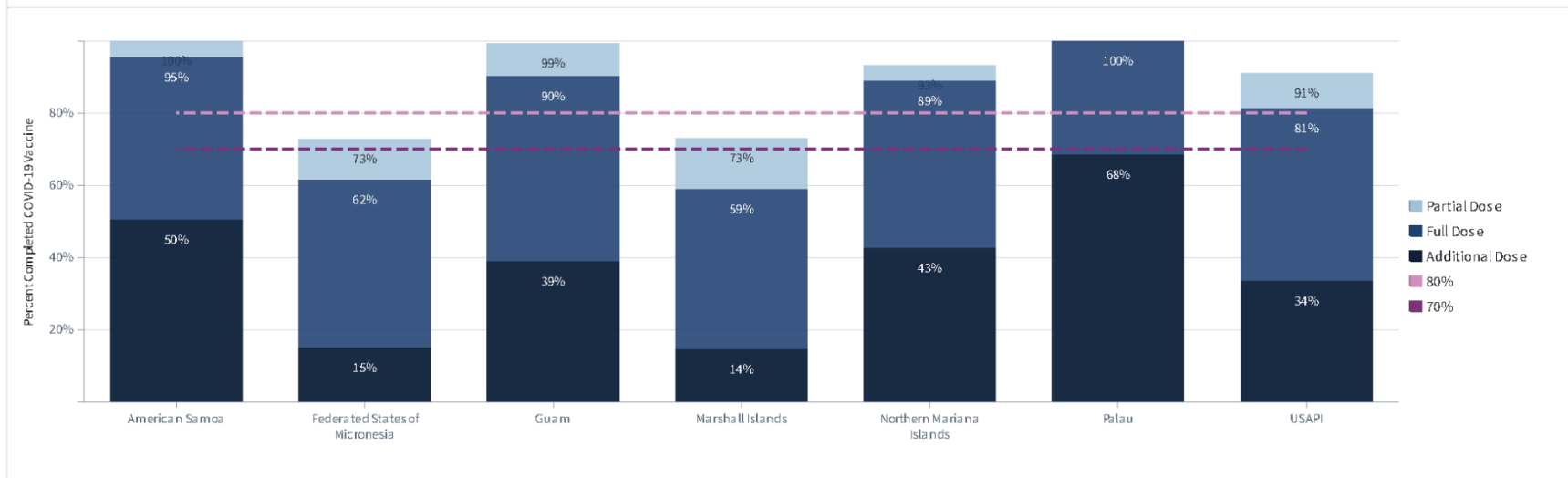
Metrics Include Jurisdiction, Pharmacy, and Federal Agency Data

Source: Tiberius Dataset "Administration - Admin Awardee - Reporting View"

Percentages are capped at 100%

CDC/PIHOA one-on-one USAPI weekly check-ins
Week: 4/9/2022-4/15/2022

Striving for 80%: USAPI 5+ COVID-19 Vaccine Progress



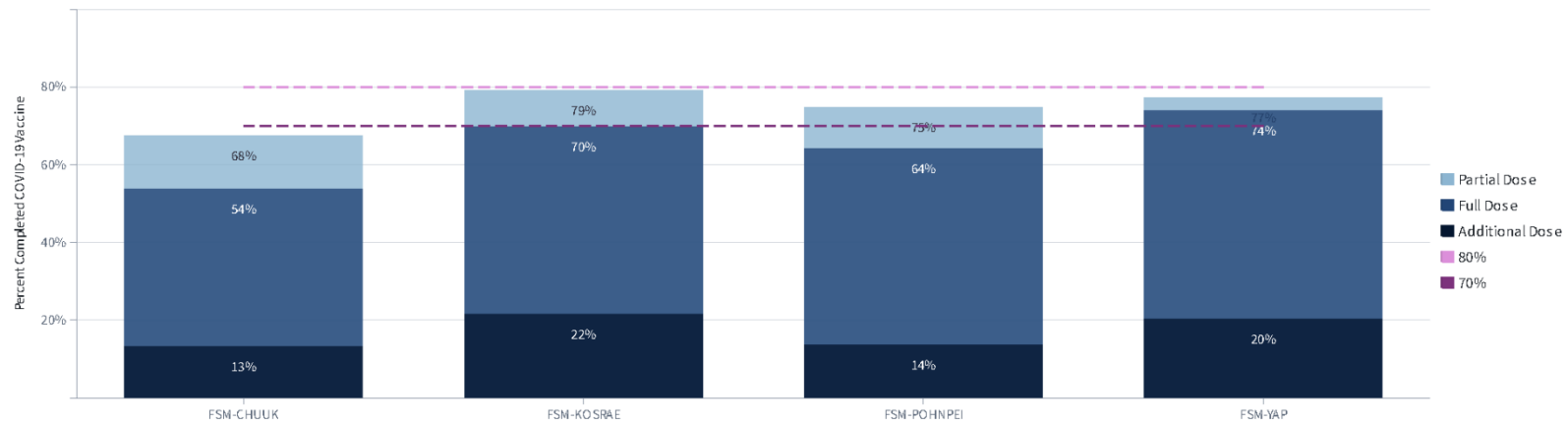
Metrics Include Jurisdiction, Pharmacy, and Federal Agency Data

Source: Tiberius Dataset "Administration - Admin Awardee - Reporting View"

Percentages are capped at 100%

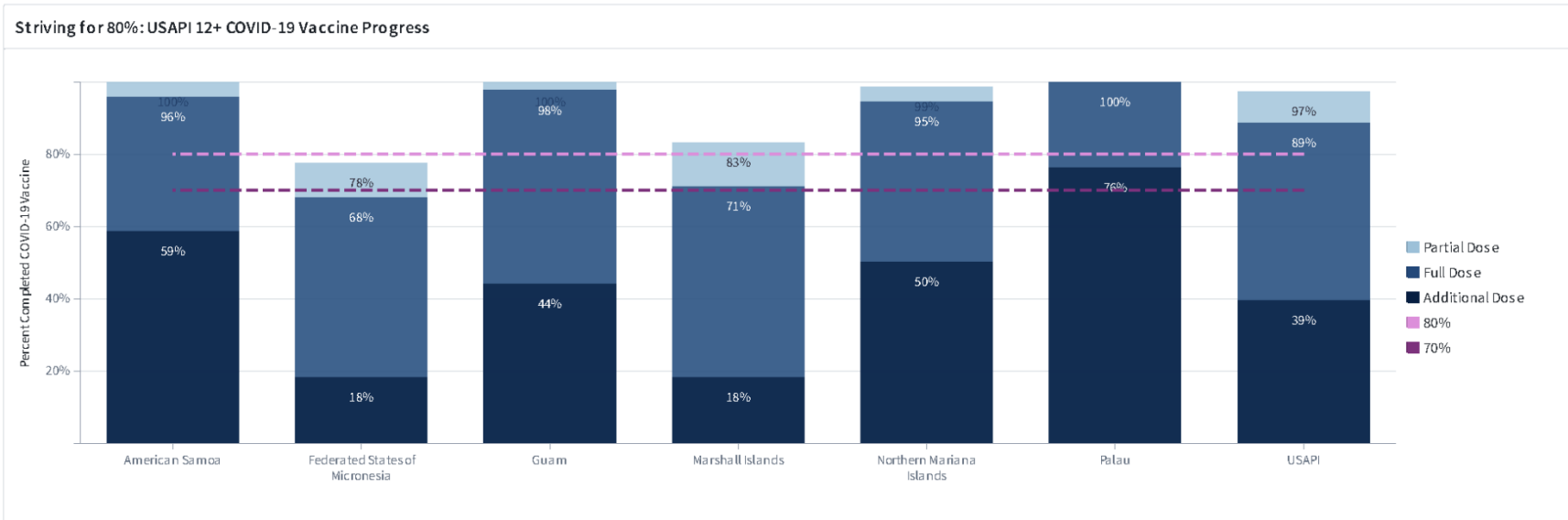
CDC/PIHOA one-on-one USAPI weekly check-ins Week: 4/9/2022-4/15/2022

Striving for 80%: USAPI 5+ COVID-19 Vaccine Progress (FSM States)



Source: Tiberius Dataset "Administration - Admin Zip - Reporting View"
Percentages are capped at 100%

CDC/PIHOA one-on-one USAPI weekly check-ins
Week: 4/9/2022-4/15/2022



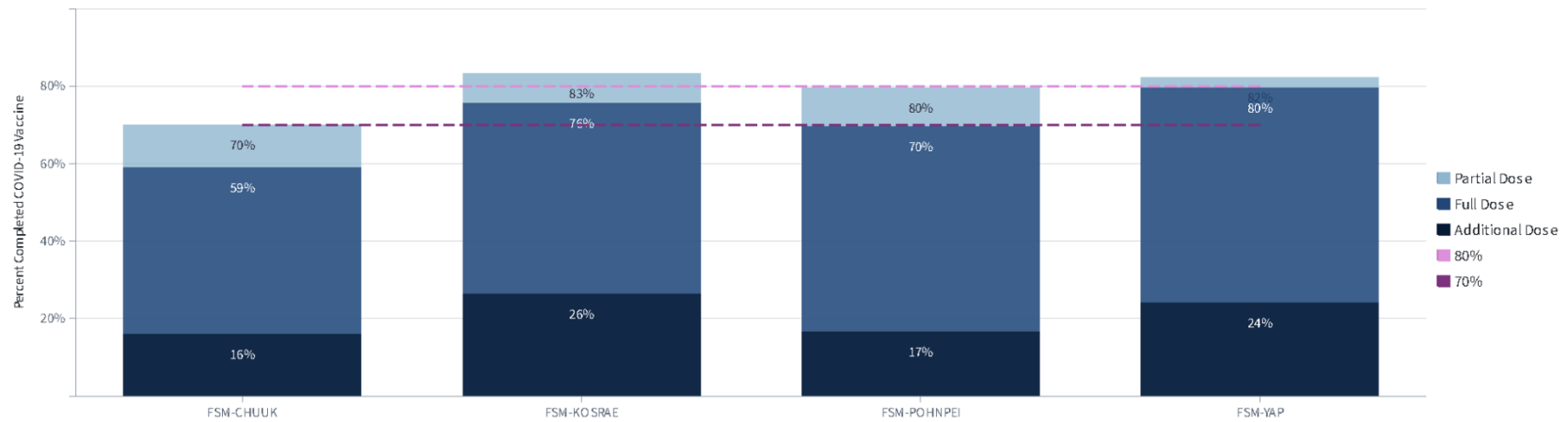
Metrics Include Jurisdiction, Pharmacy, and Federal Agency Data

Source: Tiberius Dataset "Administration - Admin Awardee - Reporting View"

Percentages are capped at 100%

CDC/PIHOA one-on-one USAPI weekly check-ins
Week: 4/9/2022-4/15/2022

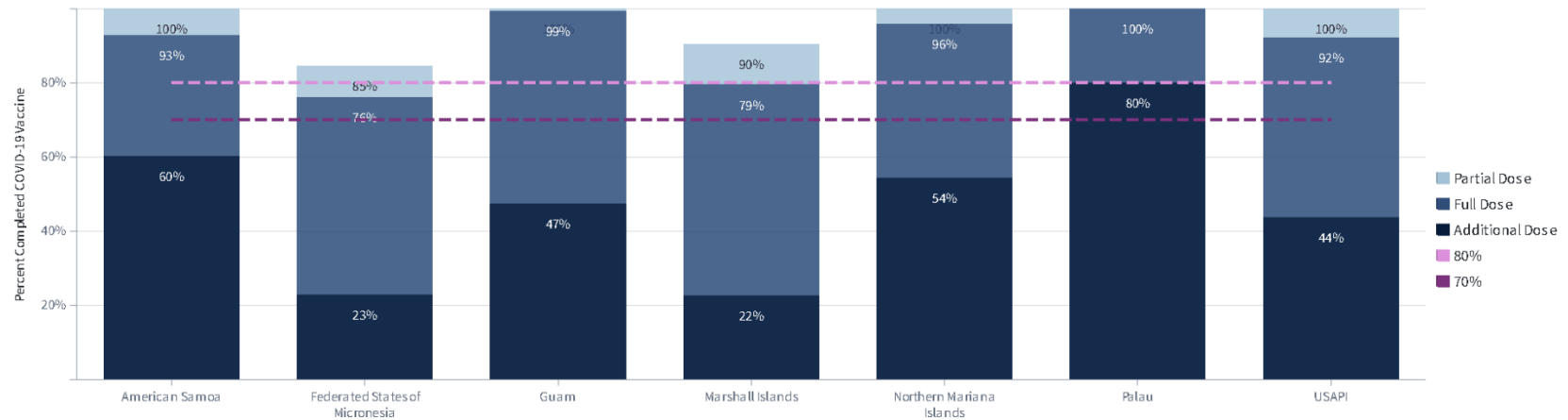
Striving for 80%: USAPI 12+ COVID-19 Vaccine Progress (FSM States)



Source: Tiberius Dataset "Administration - Admin Zip - Reporting View"
Percentages are capped at 100%

CDC/PIHOA one-on-one USAPI weekly check-ins
Week: 4/9/2022-4/15/2022

Striving for 80%: USAPI 18+ COVID-19 Vaccine Progress

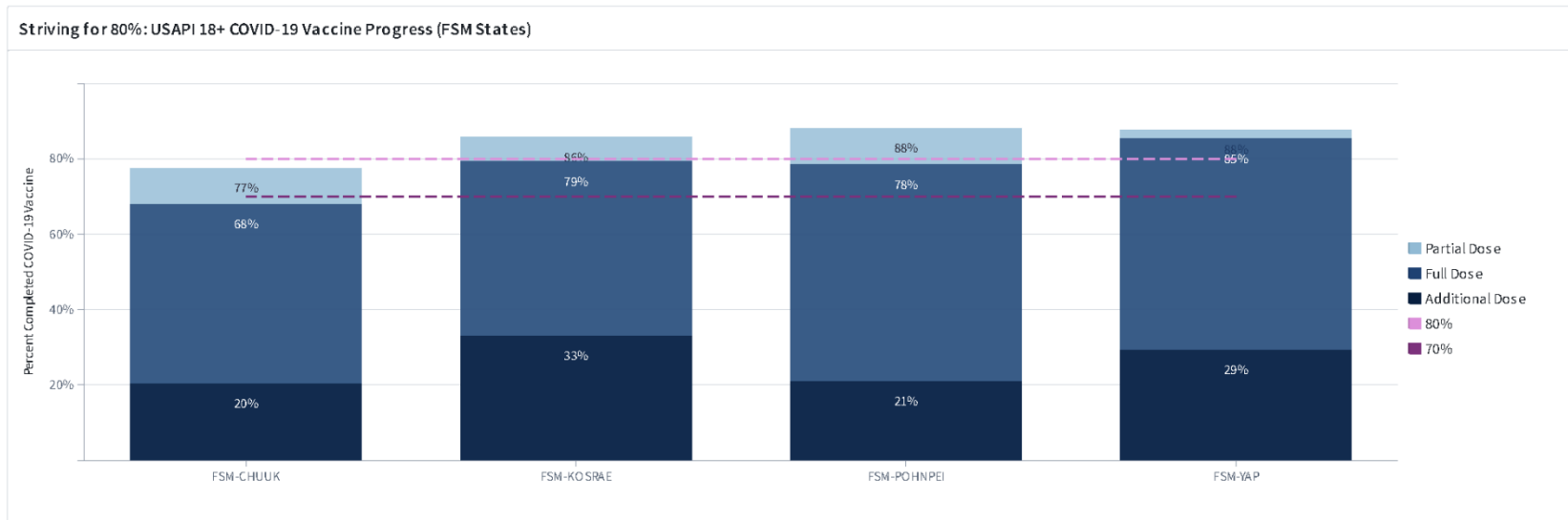


Metrics Include Jurisdiction, Pharmacy, and Federal Agency Data

Source: Tiberius Dataset "Administration - Admin Awardee - Reporting View"

Percentages are capped at 100%

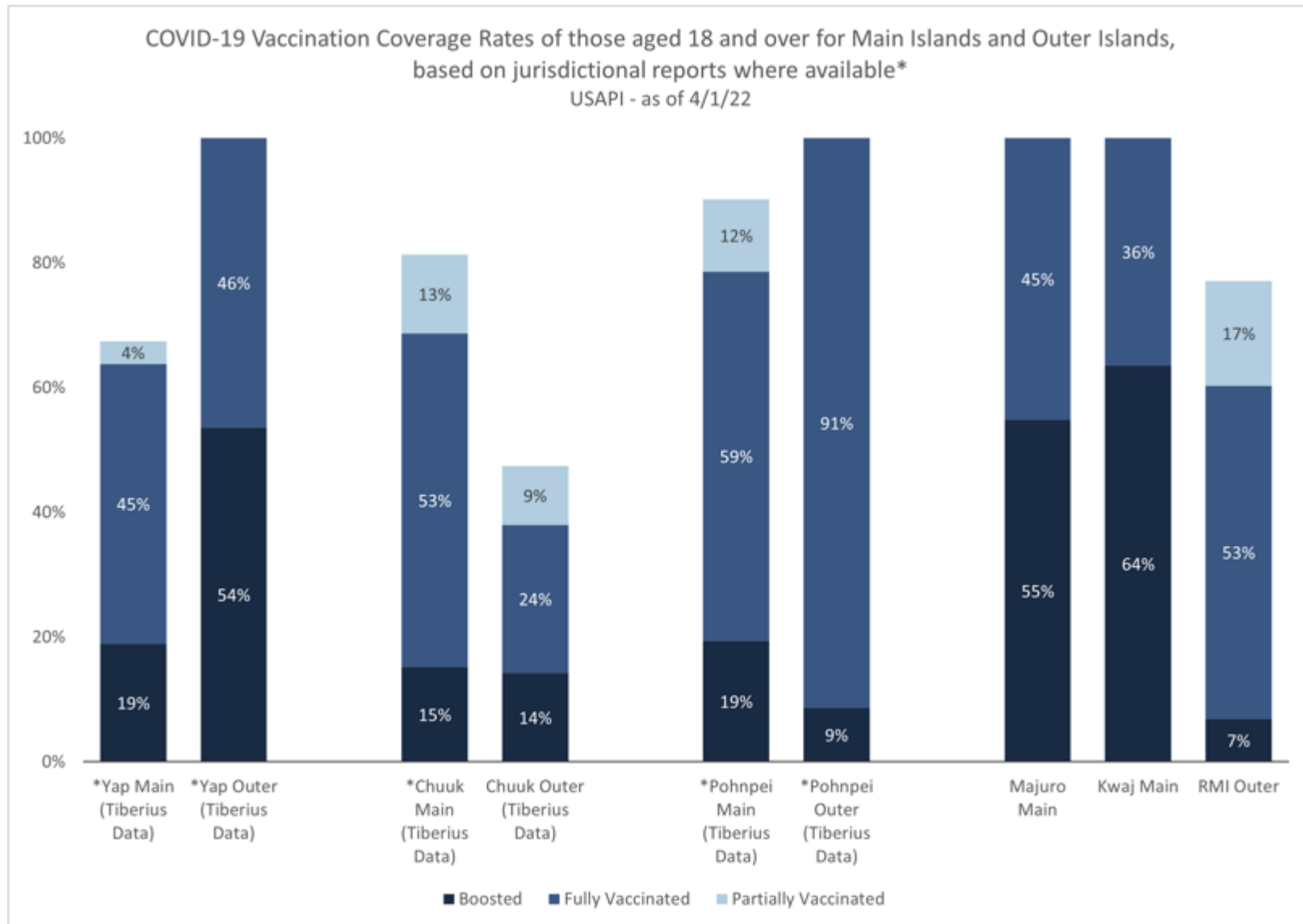
CDC/PIHOA one-on-one USAPI weekly check-ins
Week: 4/9/2022-4/15/2022



Source: Tiberius Dataset "Administration - Admin Zip - Reporting View"

Percentages are capped at 100%

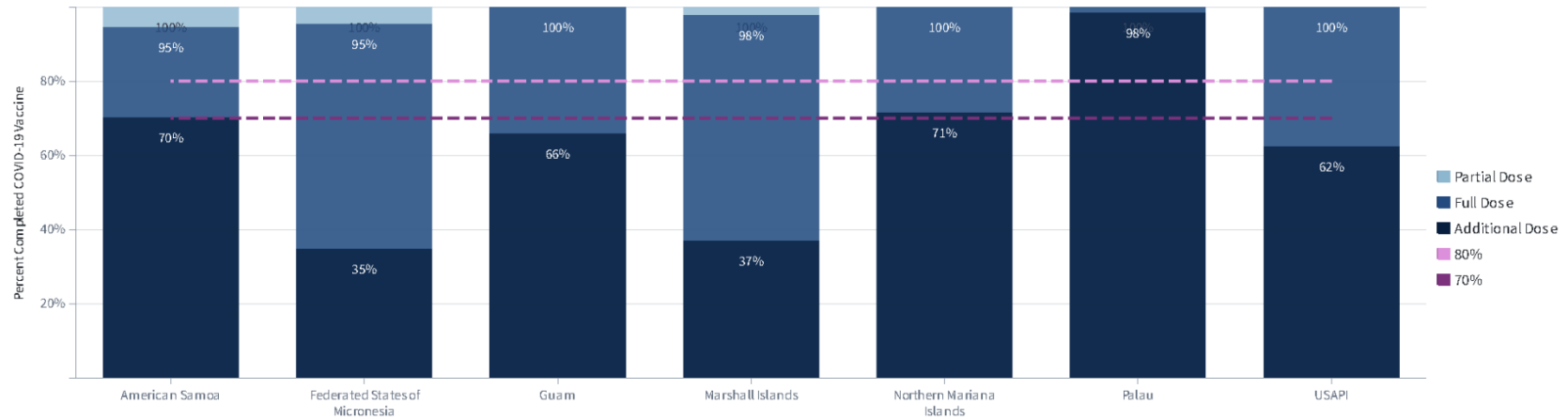
CDC/PIHOA one-on-one USAPI weekly check-ins
Week: 4/9/2022-4/15/2022



Percentages are capped at 100%

CDC/PIHOA one-on-one USAPI weekly check-ins
Week: 4/9/2022-4/15/2022

Striving for 80%: USAPI 50+ COVID-19 Vaccine Progress

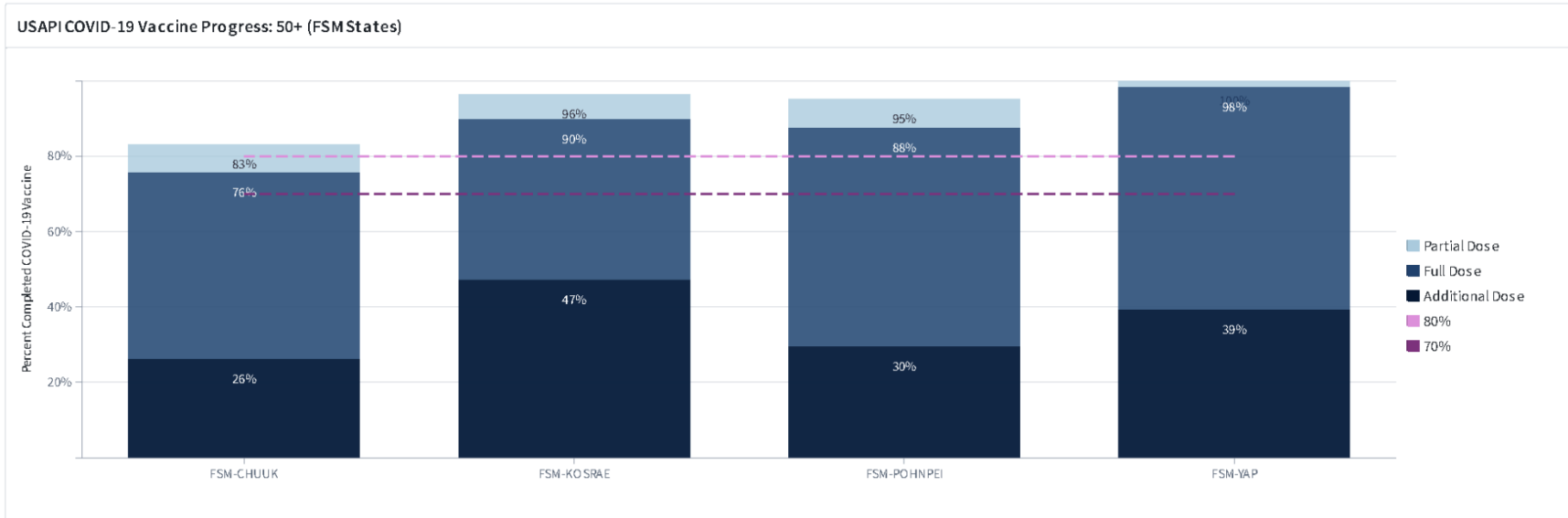


Metrics Include Jurisdiction, Pharmacy, and Federal Agency Data

Source: Tiberius Dataset "Administration - Admin Awardee - Reporting View"

Percentages are capped at 100%

CDC/PIHOA one-on-one USAPI weekly check-ins
Week: 4/9/2022-4/15/2022



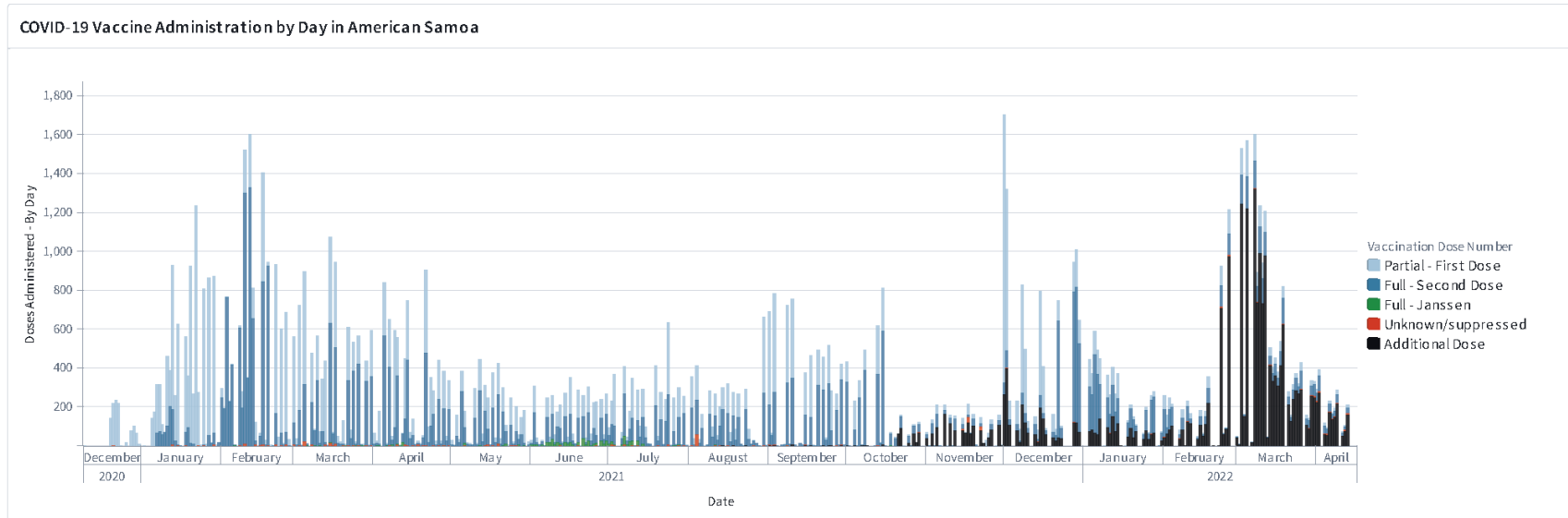
Source: Tiberius Dataset "Administration - Admin Zip - Reporting View"

Percentages are capped at 100%

CDC/PIHOA one-on-one USAPI weekly check-ins
Week: 4/9/2022-4/15/2022

By Jurisdiction:

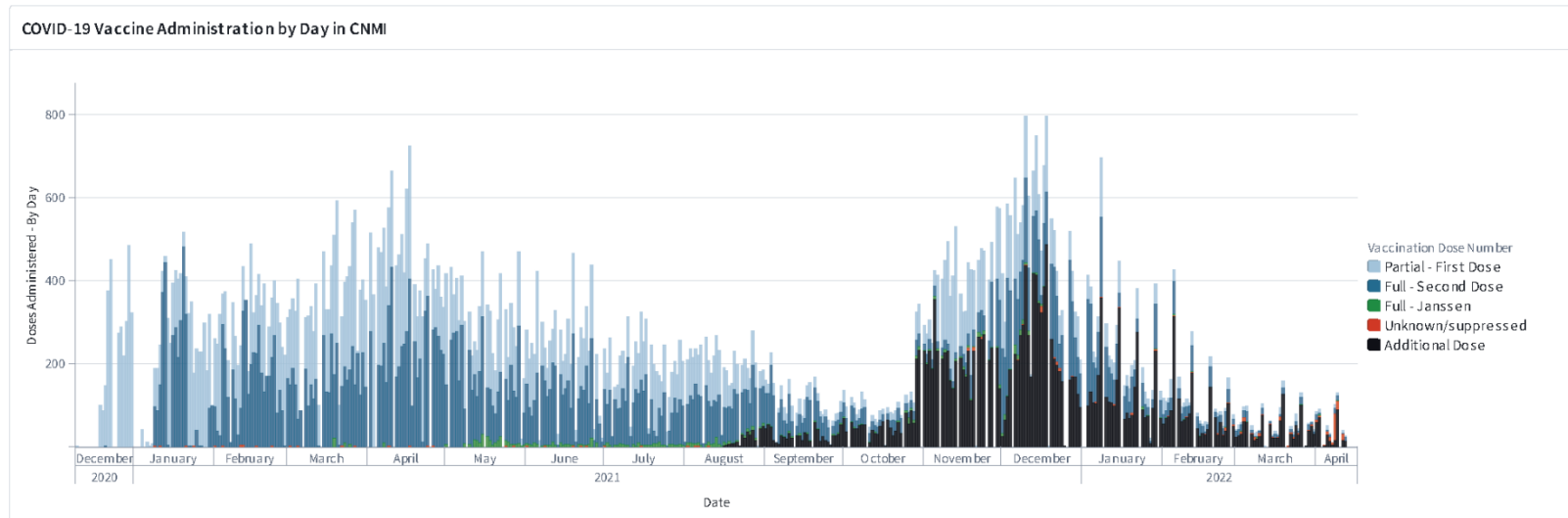
American Samoa



Source: Tiberius Dataset "Administration - Admin Awardee - Reporting View"

CDC/PIHOA one-on-one USAPI weekly check-ins
Week: 4/9/2022-4/15/2022

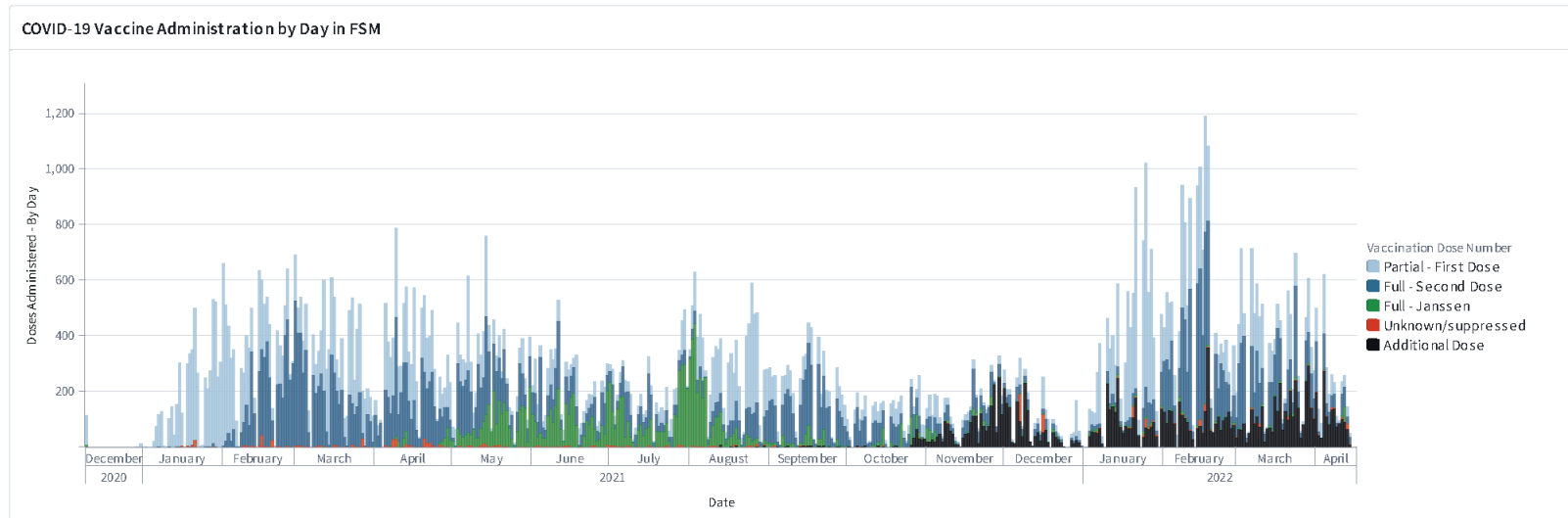
Commonwealth of the Northern Mariana Islands



Source: Tiberius Dataset "Administration - Admin Awardee - Reporting View"

CDC/PIHOA one-on-one USAPI weekly check-ins
Week: 4/9/2022-4/15/2022

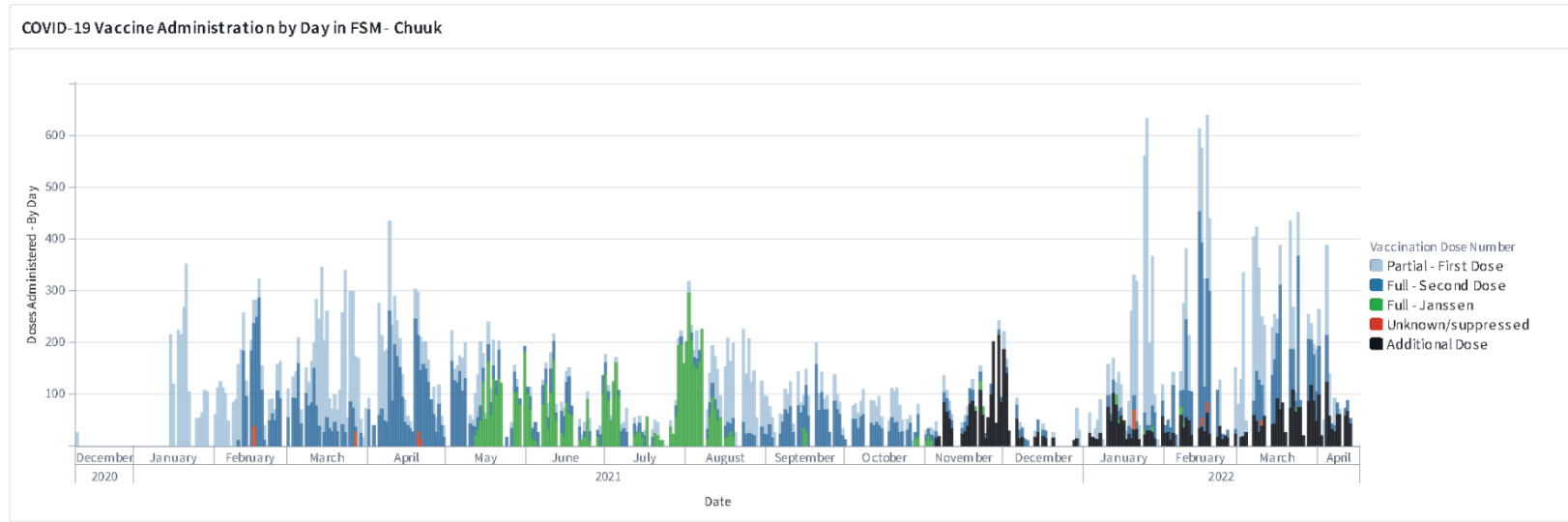
Federated States of Micronesia



Source: Tiberius Dataset "Administration - Admin Awardee - Reporting View"

CDC/PIHOA one-on-one USAPI weekly check-ins
Week: 4/9/2022-4/15/2022

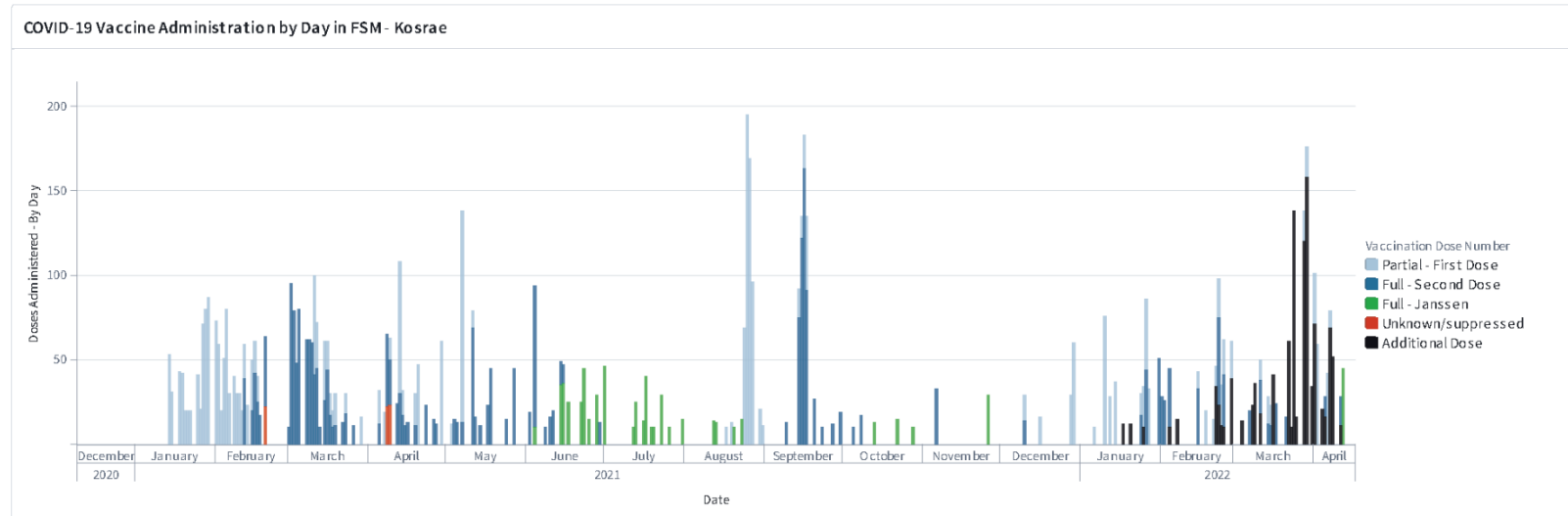
Chuuk



Source: Tiberius Dataset "Administration - Admin Zip - Reporting View"

CDC/PIHOA one-on-one USAPI weekly check-ins
Week: 4/9/2022-4/15/2022

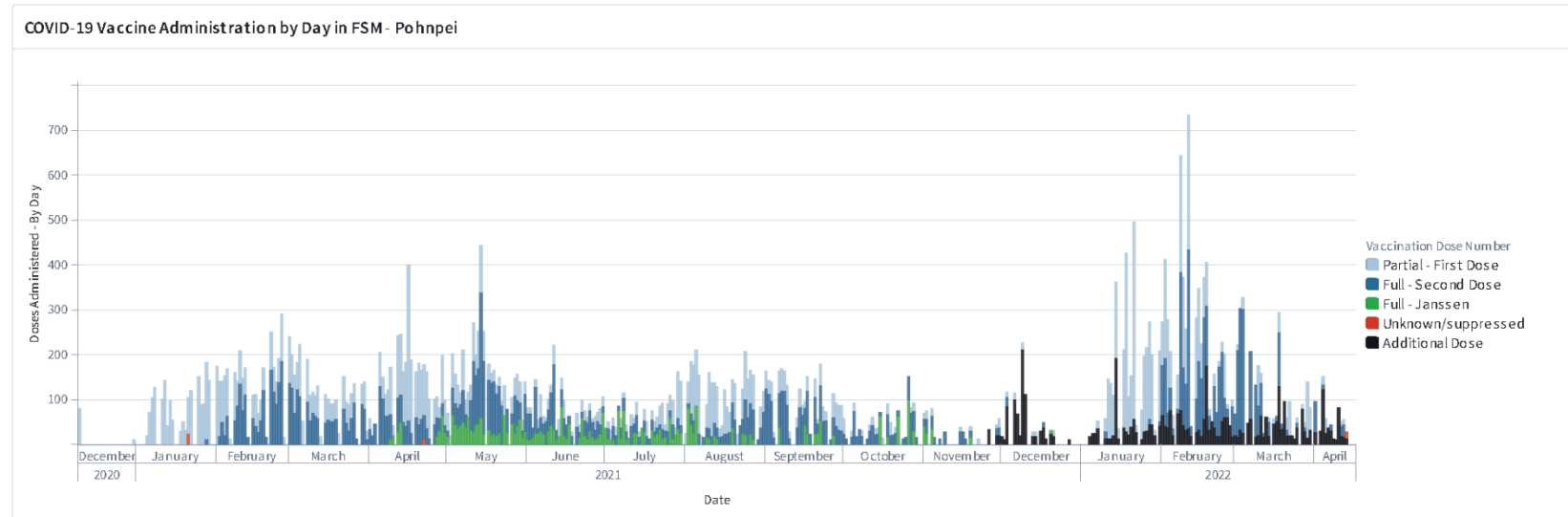
Kosrae



Source: Tiberius Dataset "Administration - Admin Zip - Reporting View"

CDC/PIHOA one-on-one USAPI weekly check-ins
Week: 4/9/2022-4/15/2022

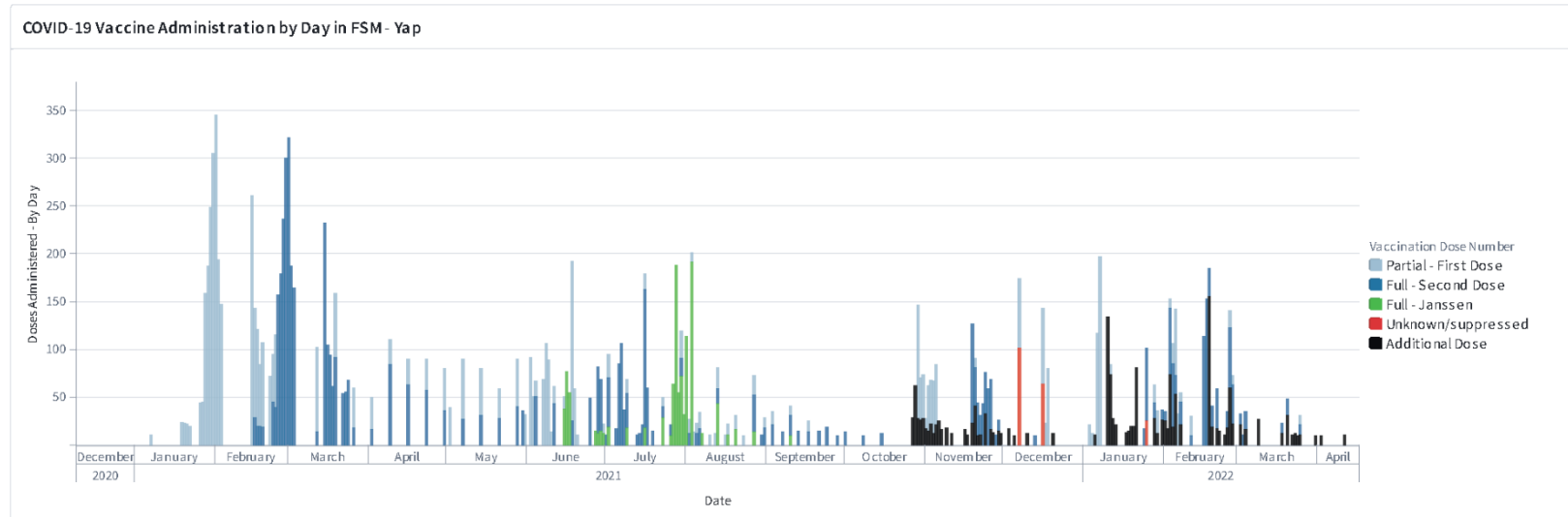
Pohnpei



Source: Tiberius Dataset "Administration - Admin Zip - Reporting View"

CDC/PIHOA one-on-one USAPI weekly check-ins
Week: 4/9/2022-4/15/2022

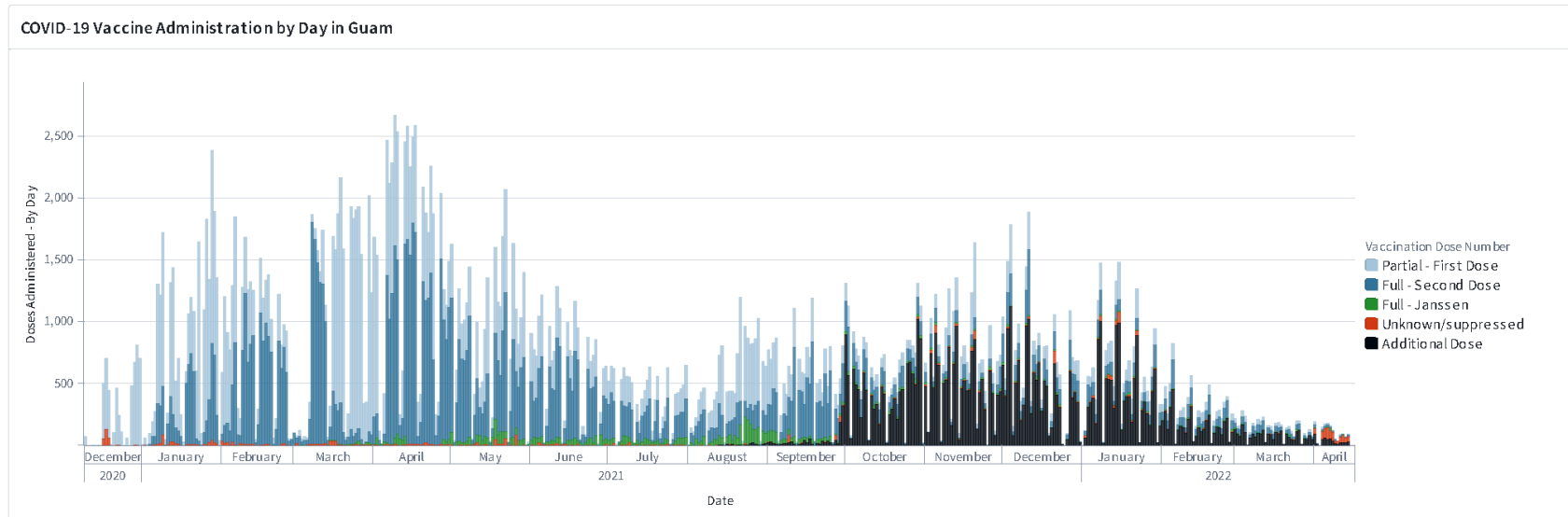
Yap



Source: Tiberius Dataset "Administration - Admin Zip - Reporting View"

CDC/PIHOA one-on-one USAPI weekly check-ins
Week: 4/9/2022-4/15/2022

Guam

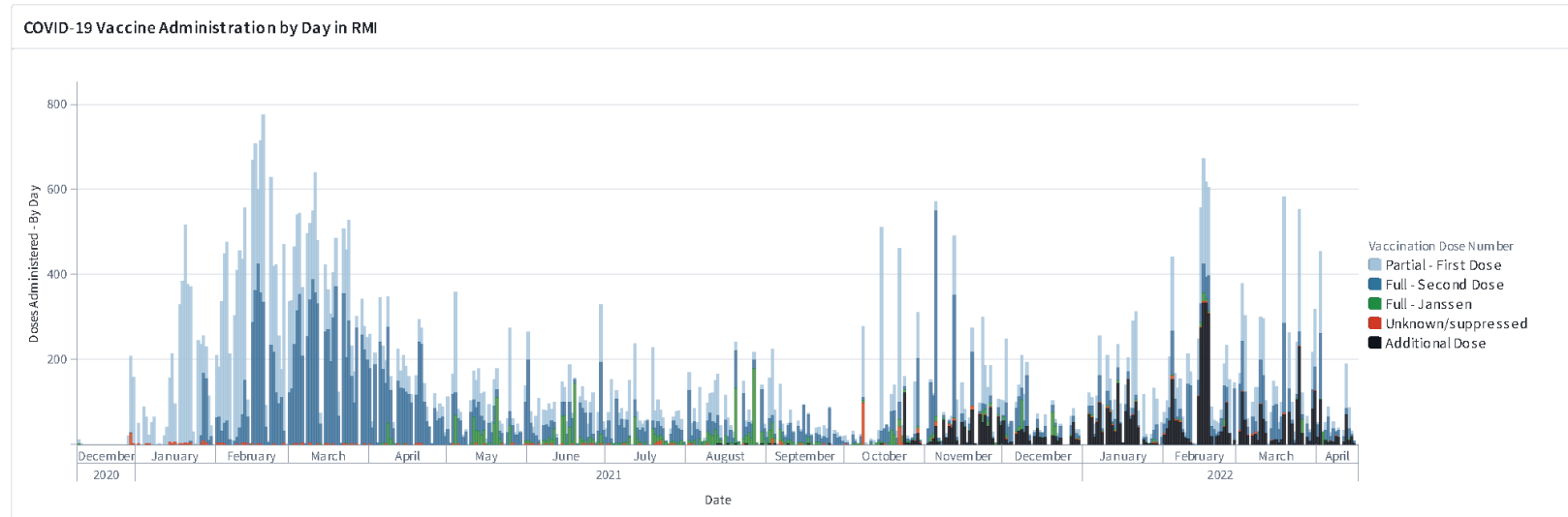


Source: Tiberius Dataset "Administration - Admin Awardee - Reporting View"

Metrics Include - Jurisdiction and Pharmacy Data, Exclude - Federal Agency Data

CDC/PIHOA one-on-one USAPI weekly check-ins
Week: 4/9/2022-4/15/2022

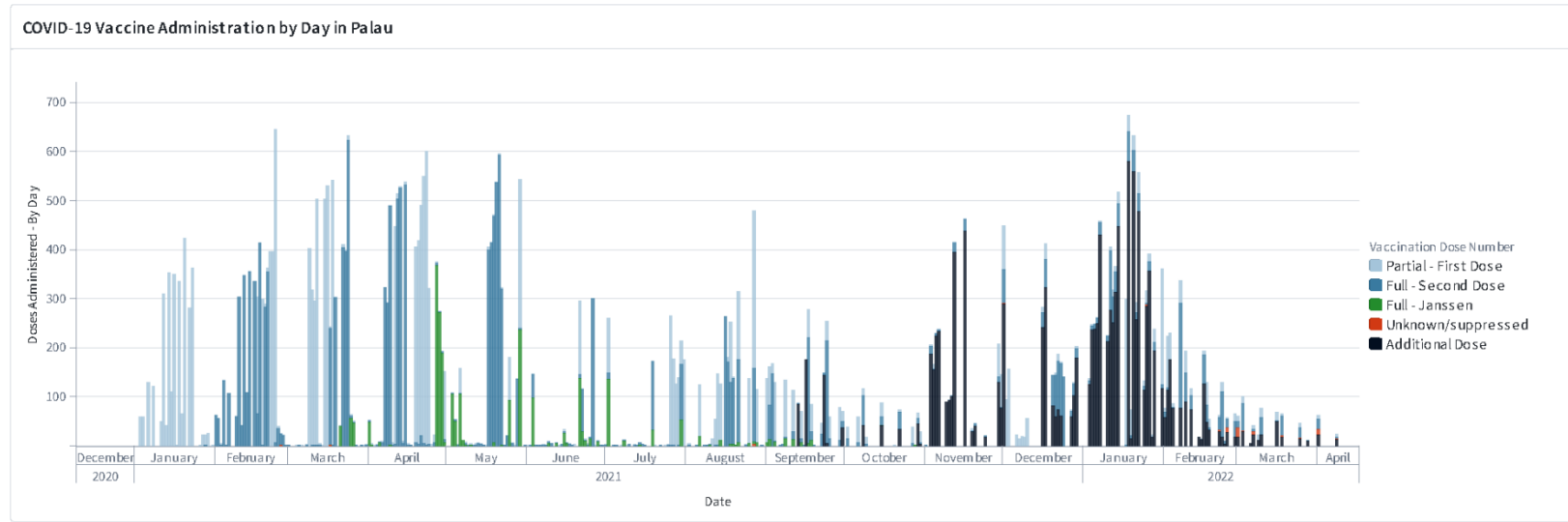
Republic of the Marshall Islands



Source: Tiberius Dataset "Administration - Admin Awardee - Reporting View"

CDC/PIHOA one-on-one USAPI weekly check-ins
Week: 4/9/2022-4/15/2022

Republic of Palau



Source: Tiberius Dataset "Administration - Admin Awardee - Reporting View"

CDC/PIHOA one-on-one USAPI weekly check-ins
Week: 4/9/2022-4/15/2022

Sources:

Population Metrics

Palau: 2015 census <https://www.palau.gov.pw/wp-content/uploads/2017/02/2015-Census-of-Population-Housing-Agriculture-.pdf>

FSM: 2010 census <https://www.fsmstatistics.fm/social/population-statistics/>

American Samoa: 2010 census <https://americansamoa.prism.spc.int/social/demography/population-by-age-group.html>

CNMI: 2015 census <https://cccguam.org/wp-content/uploads/CNMI-Statistical-Yearbook-2015-02.10.2017-nxp.pdf>

Guam: 2010 census <https://www.census.gov/data/datasets/2010/dec/guam.html>

RMI: 2010 census

FSM (States): 2010 census <https://www.fsmstatistics.fm/wp-content/uploads/2020/04/2010-Summary-Analysis-Key-Indicators.pdf>