

CDC/PIHOA one-on-one USAPI weekly check-ins
Week: 5/7/2022-5/13/2022

Regional Summary:

- COVID-19 cases
 - Guam has reported 48,496 total cases with 361 deaths and 47,902 recovered; 173 new cases (↓ from 186 last week) and 6 new deaths this week (↑ from 2 last week); 7-day average test positivity 4.0% (↓ from 4.4% last week); 4 hospitalized cases (↑ from 1 last week)
 - CNMI has reported 11,314 total cases with 34 deaths and 11,264 recovered; 13 new cases (↓ from 22 last week) and 0 new deaths this week (→ from 0 last week); 7-day average test positivity 1.3% (↓ from 1.6% last week); 0 hospitalized cases (→ from 0 last week)
 - American Samoa has reported 5,985 total cases with 30 deaths and 5,837 recovered; 81 new cases (↓ from 111 last week) and 1 new death this week (↓ from 3 last week); 2,149 (36%) treated with therapeutics
 - Palau has reported 4,879 total cases with 6 deaths and 4,166 recovered; 144 new cases reported this week (↑ from 122 last week) and 0 new deaths this week (→ from 0 last week); 0 cases hospitalized (→ from 0 last week)
 - FSM and RMI have had no community transmission with 0 new cases reported this week.

- COVID-19 Vaccine distribution summary (See USAPI Vaccine Summary with 22 updated tables and figures listed below)
 - Based on jurisdictional reports: a total of 316,281 people in the region are fully vaccinated (83.9% of all eligible individuals [5 and older]/ +0.3%)
 - An additional 29,435 people in the region are partially vaccinated (7.8% of eligible individuals in the region)
 - Based on data submitted into Tiberius via WebIZ: **92% of all people aged 5 years and older have had at least one dose of a COVID-19 vaccine; 82% are fully vaccinated; and 36% have an additional dose.**
 - Current percentages of eligible population **aged 5 and over** fully vaccinated (from Tiberius via WebIZ)
 - **American Samoa: 96% (→%)**
 - **FSM: Chuuk: 55% (+1%), Kosrae: 72% (→%), Pohnpei: 66% (→%), Yap: 75% (→%)**
 - **Guam: 90% (→%)**
 - **RMI: 62% (+1%)**
 - **CNMI: 89% (→%)**
 - **Palau: 100% (→%)**
 - Current percentages of eligible population **aged 5 and over** with at least one additional dose (from Tiberius via WebIZ)
 - **American Samoa: 53% (→%)**
 - **FSM: Chuuk: 16% (→%), Kosrae: 25% (+1%), Pohnpei: 18% (+1%), Yap: 22% (→%)**
 - **Guam: 40% (→%)**
 - **RMI: 18% (+1%)**
 - **CNMI: 43% (→%)**
 - **Palau: 69% (→%)**

COVID-19 Containment strategies

- Guam no longer requires quarantine for travelers and DPHSS has ceased processing travelers at ports of entry.
- CNMI is allowing vaccinated travelers to enter without quarantine, unvaccinated travelers must home quarantine for 5 days.
- Palau is running regular Guam and Taiwan flights with restriction of movement for vaccinated travelers with negative PCR test within 3 days of departure to Palau or negative antigen test within 1 day of departure to Palau and testing on day 4.
- AS is running limited flights under Talofa Pass system with in-country quarantine and testing requirements and has not yet opened borders.
- RMI has regular repatriation flights ongoing with HNL (3 days) and in-country quarantine (14 days) and testing requirements.
- FSM has resumed repatriation flights and has reduced quarantine to 5 days in Guam then at least 5 days in FSM with testing requirements.

CDC/PIHOA one-on-one USAPI weekly check-ins
Week: 5/7/2022-5/13/2022

USAPI	COVID-19 cases	Testing	Containment	Community Mitigation	Medical Surge Preparedness	Vaccine Updates (Jurisdictional Reports)
AS	5,985 total cases with 30 deaths and 5,837 recovered; 81 new cases (↓ from 111 last week) and 1 new death this week (↓ from 3 last week); 2,149 (36%) treated with therapeutics	Stocks as of 5/13/22: GeneXpert (1,872 available), Abbott ID NOW (3,648 available), ACCULA (4,700 available), BioFire (0 available), and Abbott Binax NOW (51,480 available) testing on-island; Daily test count (5/13): 417 with 6.7% test positivity	Borders remain closed to normal travel; Talofa Pass travel with pre-arrival and, arrival and day 5 testing with 5 days of home quarantine in American Samoa; regular flights from Hawaii ongoing	Current emergency declaration in effect until 5/28 – mandated mask use in buildings open to public, limited hours for all businesses, restaurants take-out only, curfew 9 pm to 4:30 am, public and private schools remote learning, ASG limited on-site staffing, public gathering limits, daycares closed	0 cases hospitalized (-- from 0 last week) 46 ventilators functional at LBJ, 132 beds, 7 ICU beds; 8 total isolation COVID beds in COVID tent outside of LBJ mAb in stock: 665 (Available: 438 REGEN-COV, 20 BAM/ETE, 30 Sotrovimab, 101 Evusheld, 76 Bebtelovimab) mAb used in past week: 13 Antivirals in stock: 2,172 (Available: 331 Molnupiravir, 1,841 Paxlovid) Antivirals used in past week: 5 Week (5/3–5/10)	Partially vaccinated: 2,150 (as of 5/9) Fully vaccinated: 41,970 (as of 5/9) Additional dose: 24,488 (as of 5/9) % 5+ fully vaccinated: 92.4% % 5+ at least one dose: 97.1% % 5+ w/ additional dose: 53.9%
CNMI	11,314 total cases with 34 deaths and 11,264 recovered; 13 new cases (↓ from 22 last week) and 0 new deaths this week (-- from 0 last week)	Stocks as of 5/6/22: Abbott ID NOW (264 available), GeneXpert (5,000 available), Abbott Binax NOW (5,100 available), Biofire (360 available), and Solgent (1,500 available) testing on-island; 1,226 tests run in past week; 7-day average test positivity 1.3% (↓ from 1.6% last week)	Travelers are no longer required to undergo testing; unvaccinated travelers must complete 5 days of home quarantine on arrival; international travelers must complete mandatory health declaration form	CDC COVID-19 Community Level – LOW, therefore limited mitigation measures in place	0 hospitalized cases (-- from 0 last week) 46 usable ventilators; at CHCC- 75 hospital beds, 8 ICU beds mAb in stock: 723 (Available: 372 REGEN-COV, 102 BAM/ETE, 8 Sotrovimab, 170 Evusheld, 71 Bebtelovimab) mAb used in past week: 2 Antivirals in stock: 194 (Available: 103 Molnupiravir, 91 Paxlovid) Antivirals used in past week: 0 Week (5/3–5/10)	Partially vaccinated: 855 (as of 5/13) Fully vaccinated: 43,913 (as of 5/13) Additional dose: 23,163 (as of 5/13) % 5+ fully vaccinated: >100% % 5+ w/ additional dose: 53.8%

CDC/PIHOA one-on-one USAPI weekly check-ins

Week: 5/7/2022-5/13/2022

<p>Guam</p>	<p>48,496 total cases with 361 deaths and 47,902 recovered; 173 new cases (↓ from 186 last week) and 6 new deaths this week (↑ from 2 last week)</p>	<p>Stocks as of 5/13/22: Abbott Binax NOW (6,183 available), Abbott ID NOW (6,404 available), BD Veritor (1,404 available), Flowflex (16,791 available), BioFire (57 available), GeneXpert (3,201 available), and ABI 7500 (48,649 available); 465,595 diagnostic tests conducted; 4,444 this week; 7-day average test positivity 4.0% (↓ from 4.4% last week)</p>	<p>Quarantine requirement for all travelers lifted 3/30/22; DPHSS ceased processing of travelers; 233 cases in isolation (175 home isolation, 54 military isolation, 4 hospitalized)</p>	<p>CDC COVID-19 Community Level – LOW, social distancing requirements remain in place; mask mandate and gathering limits lifted</p>	<p>4 hospitalized cases (↑ from 1 last week)</p> <p>mAb in stock: 690 (Available: 27 REGEN-COV, 140 BAM/ETE, 159 Sotrovimab, 96 Evusheld, 268 Bebtelovimab) mAb used in past week: 0 Antivirals in stock: 609 (Available: 519 Molnupiravir, 90 Paxlovid) Antivirals used in past week: 0 Week (5/3–5/10)</p>	<p>Partially vaccinated: 5,674 (as of 5/13)</p> <p>Fully vaccinated: 124,788 (as of 5/13)</p> <p>Additional dose: 58,296 (as of 5/13)</p> <p>% 5+ fully vaccinated: 89.1%</p> <p>% 5+ at least one dose: 93.2%</p> <p>% 5+ w/ additional dose: 41.6%</p>
<p>Chuuk</p>	<p>0 cases</p>	<p>Stocks as of 3/8/22: GeneXpert (1,140 available), Abbott Binax NOW (703 available), and BioFire (150 available) testing on-island; travel testing with antigen, frontline workers sporadic testing; running ~90 tests per week</p>	<p>Borders remain closed; 7 total repatriation groups; 5 days of quarantine in Guam then 10 days in Chuuk</p>	<p>Education is being conducted in communities; risk communication ongoing with repatriation; social distancing is being encouraged but not enforced</p>	<p>21 working ventilators at hospital (12 LTV FEMA, 3 Hamilton); 104 beds in shared wards, 9 ICU beds, 14 beds in isolation rooms, no negative air flow, 6 dedicated PUI/COVID-19 rooms + plan to use for mAb; mAb stock on-island (24 vials Evusheld, 3 boxes Sotrovimab)</p>	<p>Partially vaccinated: 7,613 (as of 4/29)</p> <p>Fully vaccinated: 23,565 (as of 4/29)</p> <p>Additional dose: 6,868 (as of 4/29)</p> <p>% 5+ fully vaccinated: 55.2%</p> <p>% 5+ at least one dose: 73.1%</p> <p>% 5+ w/ additional dose: 16.1%</p>

CDC/PIHOA one-on-one USAPI weekly check-ins

Week: 5/7/2022-5/13/2022

Kosrae	5 cases (5 imported; all identified in facility quarantine)	Stocks as of 4/28/22: Abbott ID NOW (72 available), GeneXpert (1,670 available), BD Veritor (660 available), Panbio (184 available), and Abbott Binax NOW (1,200 available) testing on-island; mostly travel testing currently; running ~50 tests per week	Borders remain closed; several small repat flights have been conducted with most recent on 4/18; FSM repat protocols recently revised to 5 days quarantine in Guam then 10 days in Kosrae with testing	Community-level education by Risk Communication Committee; social distancing is being encouraged but not enforced	3 FEMA vents on-island; 45 hospital beds (2 ICU), 5 isolation rooms with no negative air flow; new quarantine facility completed; mAb stock on-island (Evusheld 36 vials, REGEN-COV 3 boxes, Bebtelovimab 45 vials, Sotrovimab 52 vials, Paxlovid 20 boxes) Working to upgrade oxygen generator; 100 cylinders filled currently; low supplies of PPE on-island	<p>Partially vaccinated: 556 (as of 4/29)</p> <p>Fully vaccinated: 4,278 (as of 4/29)</p> <p>Additional dose: 1,360 (as of 4/29)</p> <p>% 5+ fully vaccinated: 81.0%</p> <p>% 5+ at least one dose: 91.5%</p> <p>% 5+ w/ additional dose: 25.7%</p>
Pohnpei	0 cases	Stocks as of 12/3/21: Abbott ID NOW (0 available), GeneXpert (1,334 available), and Abbott Binax NOW (2,231 available) testing on-island; 3,105 total tests conducted on-island; mostly travel testing currently; running ~90 tests per week	Borders remain closed; several small repatriation flights have now been conducted from Guam; FSM repat protocols recently revised to 5 days quarantine in Guam and 5 days in Pohnpei with testing	Designated team developed for risk communication and currently conducting community education	14 total vents; 98 hospital beds (no ICU beds), 4 isolation rooms at hospital with negative air flow; MMA isolation center near the airport with 40 units; China Star hotel is a quarantine site (26 rooms) Therapeutics for all of FSM mAb in stock: 1,014 (Available: 400 REGEN-COV, 50 BAM/ETE, 192 Sotrovimab, 192 Evusheld, 180 Bebtelovimab) mAb used in past week: 0 Antivirals in stock: 668 (Available: 288 Molnupiravir, 380 Paxlovid) Antivirals used in past week: 0 Week (5/3–5/10)	<p>Partially vaccinated: 3,570 (as of 4/29)</p> <p>Fully vaccinated: 21,396 (as of 4/29)</p> <p>Additional dose: 5,106 (as of 4/29)</p> <p>% 5+ fully vaccinated: 66.1%</p> <p>% 5+ at least one dose: 77.1%</p> <p>% 5+ w/ additional dose: 15.8%</p>

CDC/PIHOA one-on-one USAPI weekly check-ins

Week: 5/7/2022-5/13/2022

Yap	0 cases	Stocks as of 5/18/22: GeneXpert (3,560 available), BD Veritor (990 available), Abbott Binax NOW (1,200 available), and BioFire (61 available) testing on-island; mainly travel and frontline testing; 4,427 tests to date, all negative; run ~50 tests/week; continue testing travelers and patients with respiratory illness	Borders remain closed; 105 total repatriated; FSM repat protocols recently revised to 5 days quarantine in Guam then at least 5 days quarantine in Yap with testing; no recent repat flights conducted (waiting on FSM National clinical assessment)	Social distancing is being encouraged but not enforced; community education is ongoing (currently focused on vaccines) and expanded to outer islands	20 working ventilators on-island; 38 hospital beds, 2 isolation rooms with negative air flow; working to establish permanent quarantine and isolation facilities; working on improved iso wards and oxygen generation facility; Therapeutic stocks on-island: 48 vials Sotrovimab, 13 vials Evusheld, 2mL Bebtelovimab, 40x40s Molnupiravir, 3pks REGEN-COV	<p>Partially vaccinated: 672 (as of 4/29)</p> <p>Fully vaccinated: 7,743 (as of 4/29)</p> <p>Additional dose: 2,278 (as of 4/29)</p> <p>% 5+ fully vaccinated: 83.1%</p> <p>% 5+ at least one dose: 90.3%</p> <p>% 5+ w/ additional dose: 24.4%</p>
Palau	4,879 total cases with 6 deaths and 4,166 recovered; 144 new cases reported this week (↑ from 122 last week) and 0 new deaths this week (-- from 0 last week)	Stocks as of 4/22/22: Abbott Binax NOW (11,640 available), Abbott ID NOW (1,344 available), GeneXpert (5,100 available), Roche Cobas (1,680 available), BioFire (270 available), and VTRUST antigen (10,100 available), and testing on-island; 49,264 total tests conducted; 1,992 tests run in past week	Some passenger flights (Guam, Taiwan) and military flights ongoing; vaccinated travelers under restriction of movement for 4 days with testing on day 4; 713 active cases in isolation; offer testing on day 5 and day 10 to end isolation	Mandated face mask wearing in all indoor facilities, at all outdoor gatherings of 20+ people, physical distancing of 3 feet	<p>0 cases hospitalized (-- from 0 last week)</p> <p>80 hospital beds, 4 ICU beds, 5 isolation rooms with negative air flow; various quarantine sites available; 36 working ventilators on-island</p> <p>mAb in stock: 706 (Available: 306 REGEN-COV, 68 BAM/ETE, 89 Sotrovimab, 133 Evusheld, 110 Bebtelovimab)</p> <p>mAb used in past week: 5</p> <p>Antivirals in stock: 394 (Available: 115 Molnupiravir, 279 Paxlovid)</p> <p>Antivirals used in past week: 5 Week (5/3–5/10)</p>	<p>Fully vaccinated: 18,059 (as of 5/13)</p> <p>Additional dose: 11,265 (as of 5/13)</p> <p>% 5+ fully vaccinated: >100%</p> <p>% 5+ w/ additional dose: 67.5%</p>

CDC/PIHOA one-on-one USAPI weekly check-ins

Week: 5/7/2022-5/13/2022

<p>RMI- Majuro +OI</p>	<p>0 cases</p>	<p>Stocks as of 5/2/22: Abbott ID NOW (240 available), GeneXpert (1,448 available), BioFire (29 available), BD Veritor (0 available), Flowflex (1,600 available) and Abbott Binax NOW (4,789 available) testing on-island; testing mostly being conducted for travelers</p>	<p>Borders are closed until at least 5/31/22; Travel Advisory #38 in effect; HNL repat is ongoing [3 days HNL facility Q + 14 days facility Q w/ multiple tests]; Safe Travel Program: 1,299 individuals released, 69 in quarantine; Marine Sector Quarantine: 132 individuals released, 0 in quarantine</p>	<p>COVID-19 Condition Level Yellow – “threat detected, no new confirmed cases, business as usual”; multiple media strategies including community meetings; normal activities have resumed; social distancing being encouraged but not enforced</p>	<p>44 total vents on-island (37 reserved for COVID-19); 108 hospital beds (3 ICU), 8 isolation rooms (1 with negative air flow); new isolation building (8 isolation rooms with negative air flow) completed; new quarantine facility (24 beds) built, old facility still usable (80 beds)</p> <p>Therapeutics for all of RMI mAb in stock: 501 (Available: 96 REGEN-COV, 0 BAM/ETE, 96 Sotrovimab, 144 Evusheld, 165 Bebtelovimab) mAb used in past week: 0 Antivirals in stock: 480 (Available: 140 Molnupiravir, 340 Paxlovid) Antivirals used in past week: 0 Week (5/3–5/10)</p>	<p>Partially vaccinated: 7,165 (as of 5/4)</p> <p>Fully vaccinated: 22,760 (as of 5/4)</p> <p>Additional dose: 9,851 (as of 5/4)</p> <p>% 5+ fully vaccinated: 69.7%</p> <p>% 5+ at least one dose: 91.6%</p> <p>% 5+ w/ additional dose: 30.1%</p>
<p>RMI- Kwaj</p>	<p>14 cases (14 imported; all identified in facility quarantine); no active cases</p>	<p>Stocks as of 4/25/22: Abbott ID NOW (0 available), GeneXpert (423 available), and Abbott Binax NOW (1,120 available), BioFire (137 available) testing on-island; testing mostly being conducted for travelers</p>	<p>Borders are closed until at least 5/31/22; Travel Advisory #38 in effect; 1,995 individuals have been repatriated to Kwajalein base; 32 in quarantine</p>	<p>Limited social distancing occurring but implementing some safety measures</p>	<p>0 cases hospitalized</p> <p>14 vents on-island; isolation facility is being built and renovated TB trailer is being prepared (6 beds) for temporary isolation</p>	<p>Partially vaccinated: 307 (as of 5/4)</p> <p>Fully vaccinated: 7,140 (as of 5/4)</p> <p>Additional dose: 3,817 (as of 5/4)</p> <p>% 5+ fully vaccinated: 77.2%</p> <p>% 5+ at least one dose: 80.5%</p> <p>% 5+ w/ additional dose: 41.3%</p>

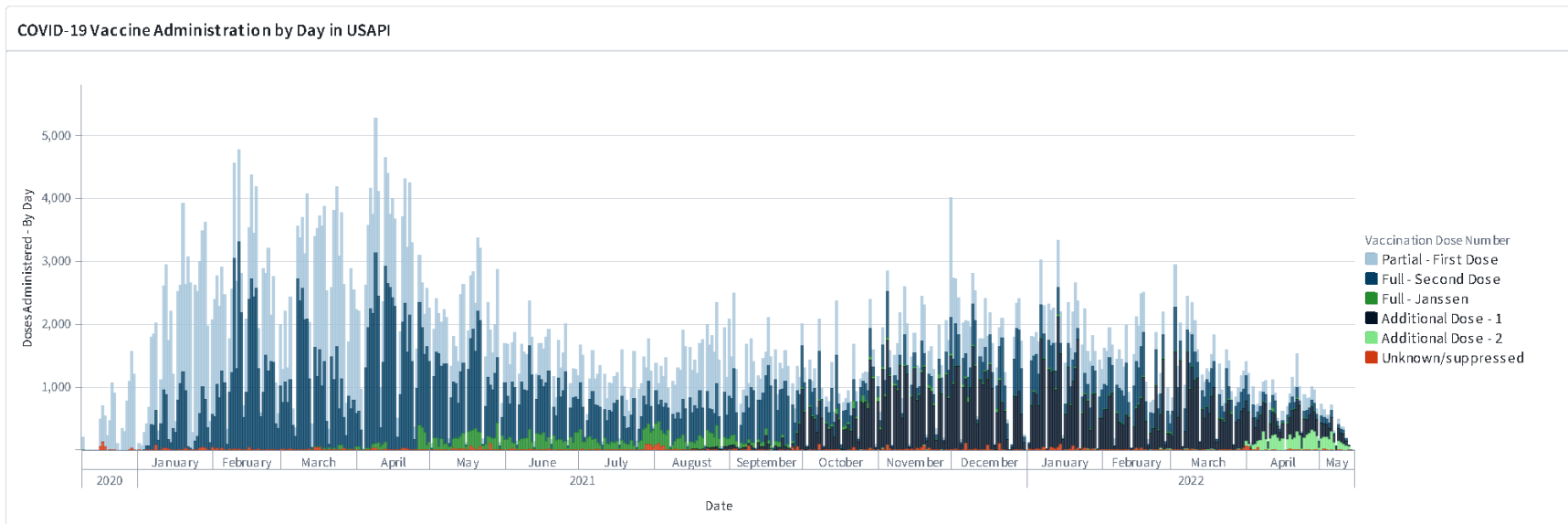
CDC/PIHOA one-on-one USAPI weekly check-ins
Week: 5/7/2022-5/13/2022

USAPI Vaccine Summary Tables and Charts:

**Note that all data except for those detailing Outer Island coverage rates comes directly from Tiberius. Thank you to Katrina Myers and the entire USAPI Tiberius Team for helping assemble “Dr. B’s Famous Slide-set.” Thank you to the jurisdictions who enter this data into WebIZ each day to keep it up to date.*

**Outer Island data was provided by each jurisdiction based on their outer island outreach activities. Because of this, there may be discrepancies between the two data sets (Tiberius and the Jurisdiction Outer Island Data). Also, some jurisdictions have yet to report their data in detail. Thank you to Dr. Haley Cash for assembling the Outer Island table and each of the jurisdictions for collecting and reporting this unique, yet important data.*

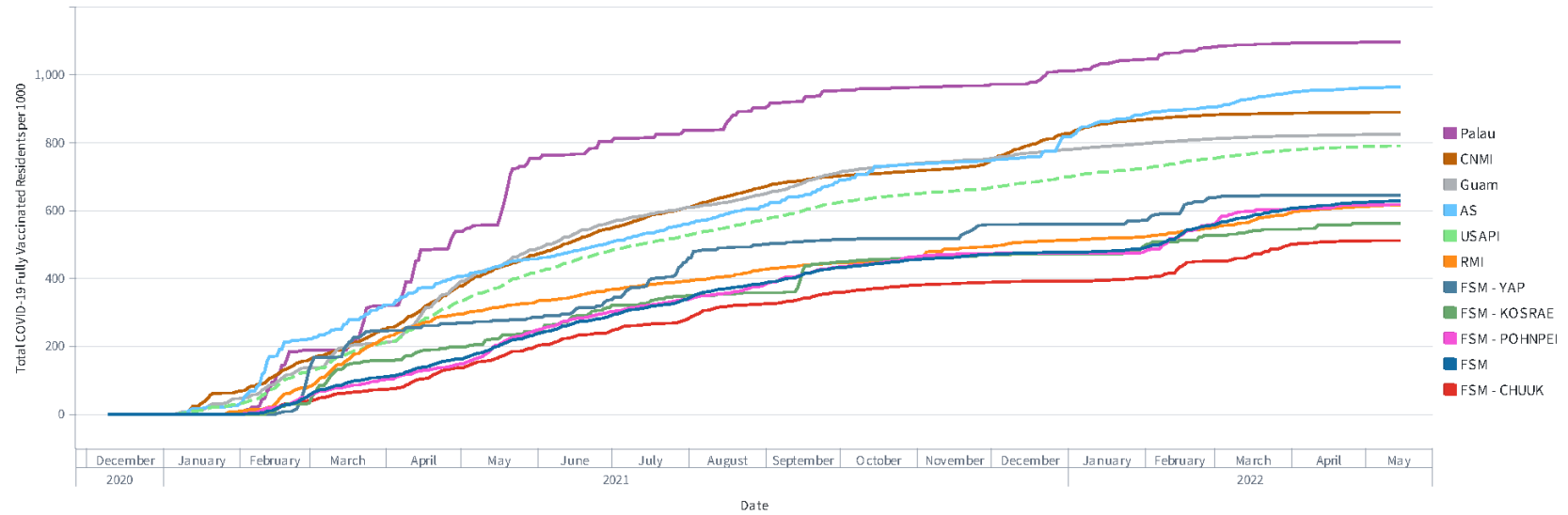
US-affiliated Pacific Islands Region



Source: Tiberius Dataset "Administration - Admin Awardee - Reporting View"
Metrics Include - Jurisdiction and Pharmacy Data, Exclude - Federal Agency Data

CDC/PIHOA one-on-one USAPI weekly check-ins Week: 5/7/2022-5/13/2022

Cumulative COVID-19 Fully Vaccinated Residents in USAPI (per 1000 eligible residents)



Metrics Include - Jurisdiction and Pharmacy Data, Exclude - Federal Agency Data
 Eligible Population - 5+ yrs
 Source: Tiberius Dataset "Awardee Vaccine Metrics - Reporting View"

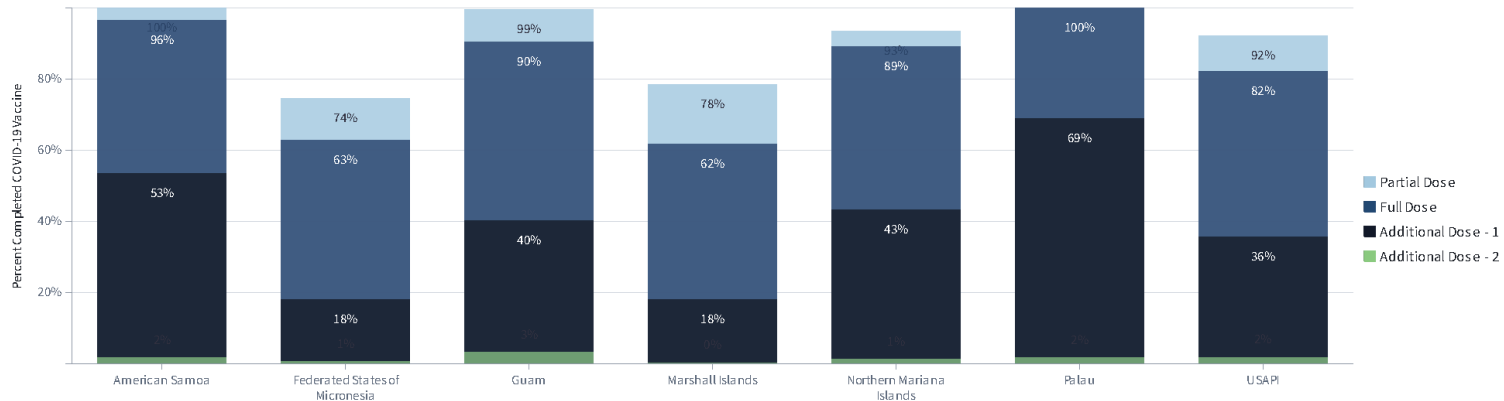
CDC/PIHOA one-on-one USAPI weekly check-ins
Week: 5/7/2022-5/13/2022

Jurisdiction	Population Aged 5+	Partially Vaccinated	Pct Partially Vaccinated	Fully Vaccinated	Pct Fully Vaccinated	1st Add'l. Doses	Pct With 1st Add'l. Dose	2nd Add'l. Doses	Pct With 2nd Add'l. Dose	Not Vaccinated	Pct Not Vaccinated
American Samoa	43,110	45,048	100%	41,557	96%	23,040	53%	703	2%	0	0%
FSM-CHUUK	43,093	29,963	70%	23,542	55%	7,017	16%	156	0%	13,130	30%
FSM-KOSRAE	5,861	4,797	82%	4,216	72%	1,460	25%	0	0%	1,064	18%
FSM-POHNPEI	32,193	24,601	76%	21,304	66%	5,658	18%	213	1%	7,592	24%
FSM-YAP	10,226	7,948	78%	7,626	75%	2,251	22%	83	1%	2,278	22%
Guam	154,941	154,204	100%	140,163	90%	62,174	40%	4,862	3%	737	0%
Marshall Islands	45,415	35,673	79%	28,018	62%	8,147	18%	102	0%	9,742	21%
Northern Mariana Islands	48,632	45,443	93%	43,286	89%	21,051	43%	559	1%	3,189	7%
Palau	16,451	20,257	100%	18,030	100%	11,328	69%	267	2%	0	0%
USAPI	399,319	367,934	92%	327,742	82%	142,126	36%	6,945	2%	31,385	8%

Abbreviations: Pct – Percent, Addt'l. – Additional

CDC/PIHOA one-on-one USAPI weekly check-ins Week: 5/7/2022-5/13/2022

Striving for 80%: USAPI 5+ COVID-19 Vaccine Progress

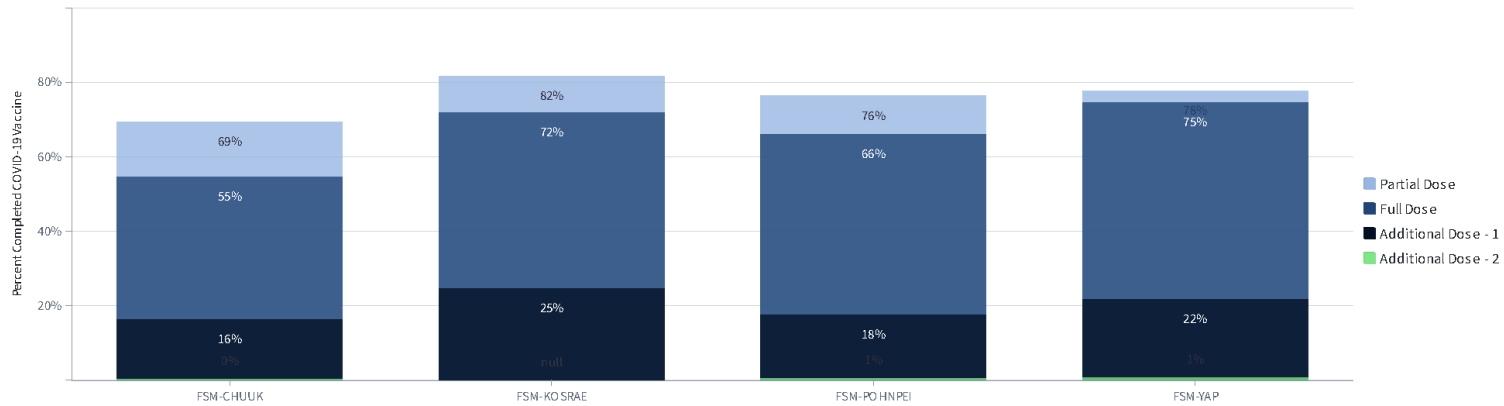


Metrics Include Jurisdiction, Pharmacy, and Federal Agency Data

Source: Tiberius Dataset "Administration - Admin Awardee - Reporting View"

Percentages are capped at 100%

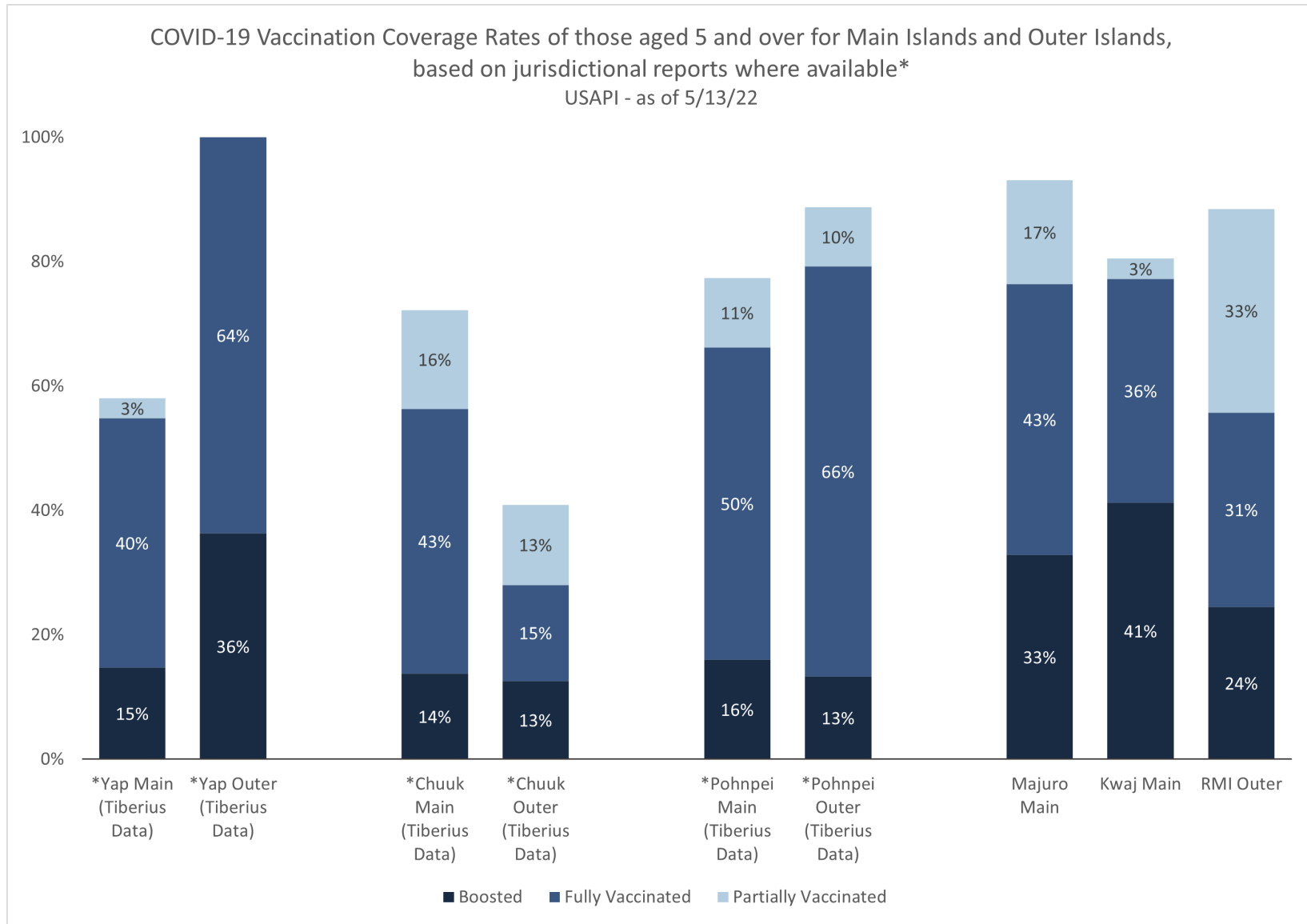
Striving for 80%: USAPI 5+ COVID-19 Vaccine Progress (FSM States)



Source: Tiberius Dataset "Administration - Admin Zip - Reporting View"

Percentages are capped at 100%

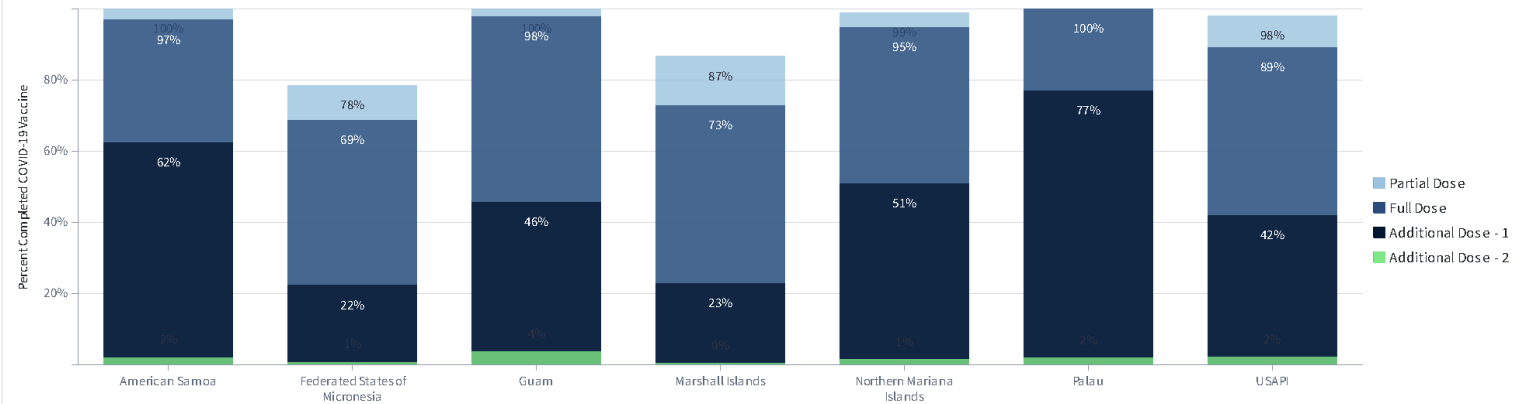
CDC/PIHOA one-on-one USAPI weekly check-ins
Week: 5/7/2022-5/13/2022



Percentages are capped at 100%

CDC/PIHOA one-on-one USAPI weekly check-ins Week: 5/7/2022-5/13/2022

Striving for 80% USAPI 12+ COVID-19 Vaccine Progress

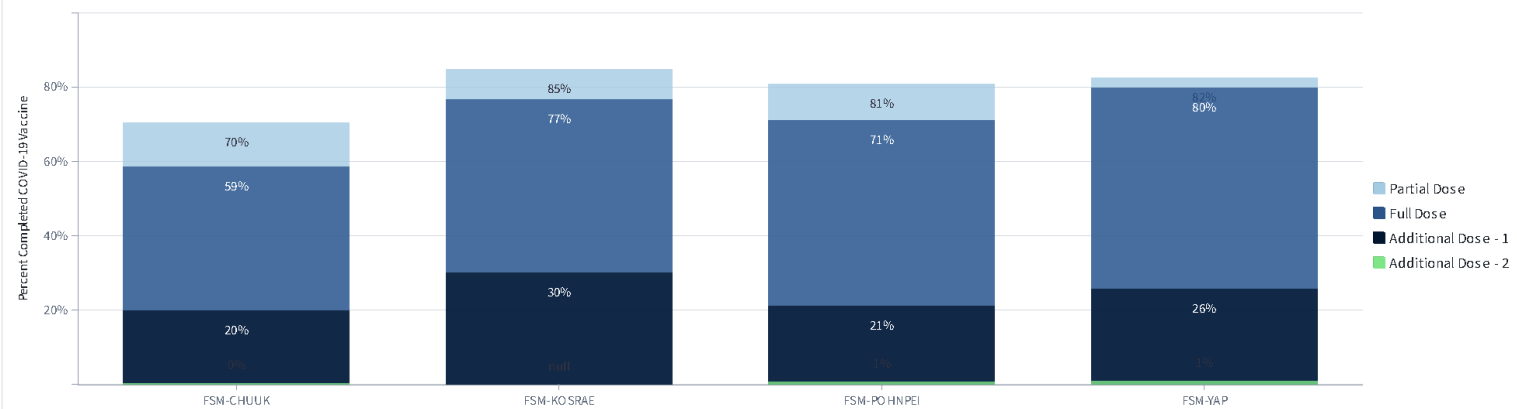


Metrics Include Jurisdiction, Pharmacy, and Federal Agency Data

Source: Tiberius Dataset "Administration - Admin Awardee - Reporting View"

Percentages are capped at 100%

Striving for 80% USAPI 12+ COVID-19 Vaccine Progress (FSMStates)

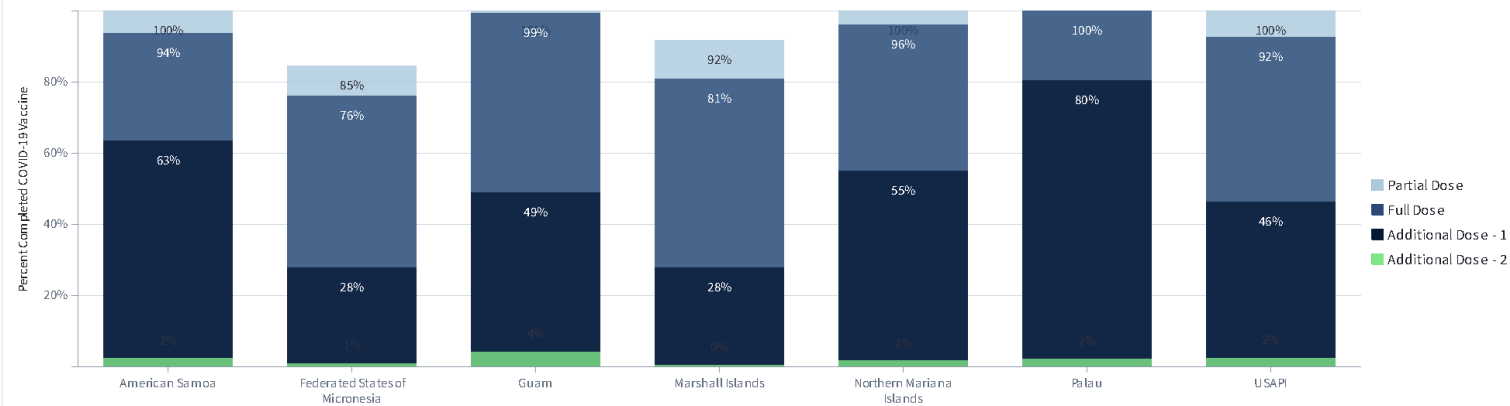


Source: Tiberius Dataset "Administration - Admin Zip - Reporting View"

Percentages are capped at 100%

CDC/PIHOA one-on-one USAPI weekly check-ins Week: 5/7/2022-5/13/2022

Striving for 80%: USAPI 18+ COVID-19 Vaccine Progress

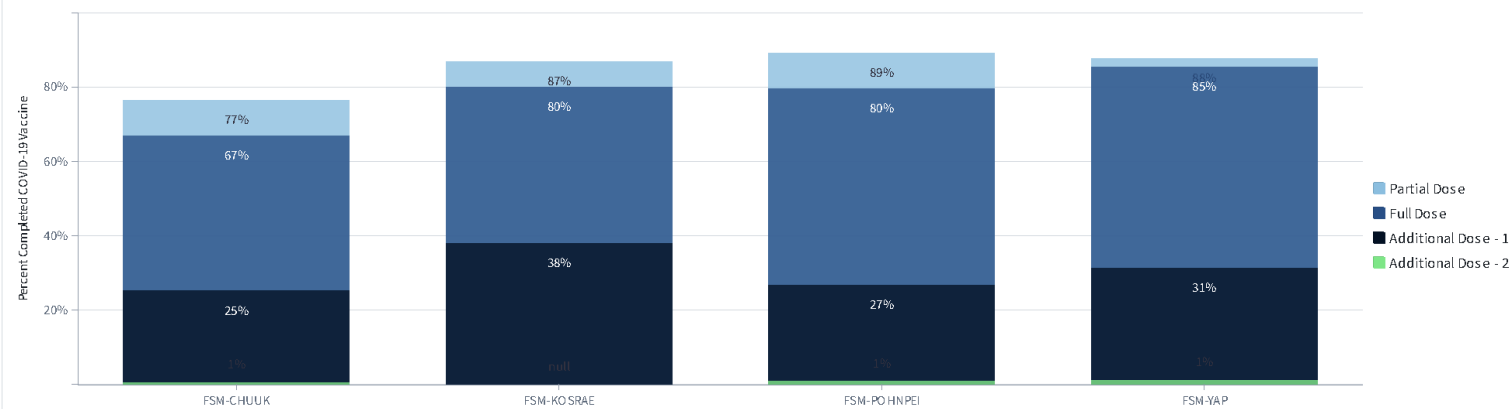


Metrics Include Jurisdiction, Pharmacy, and Federal Agency Data

Source: Tiberius Dataset "Administration - Admin Awardee - Reporting View"

Percentages are capped at 100%

Striving for 80%: USAPI 18+ COVID-19 Vaccine Progress (FSM States)

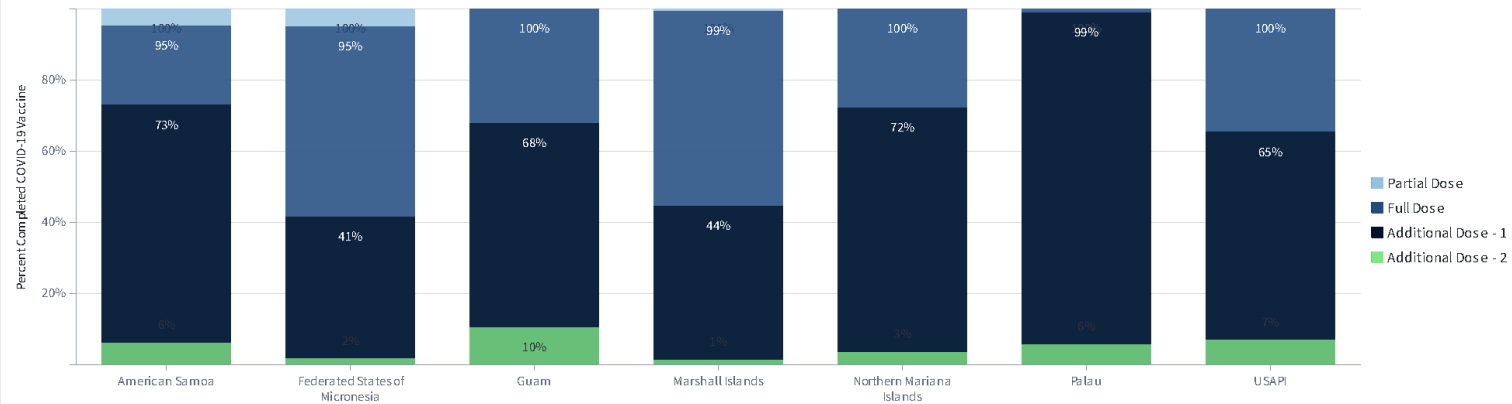


Source: Tiberius Dataset "Administration - Admin Zip - Reporting View"

Percentages are capped at 100%

CDC/PIHOA one-on-one USAPI weekly check-ins Week: 5/7/2022-5/13/2022

USAPI COVID-19 Vaccine Progress: 50 yrs and over

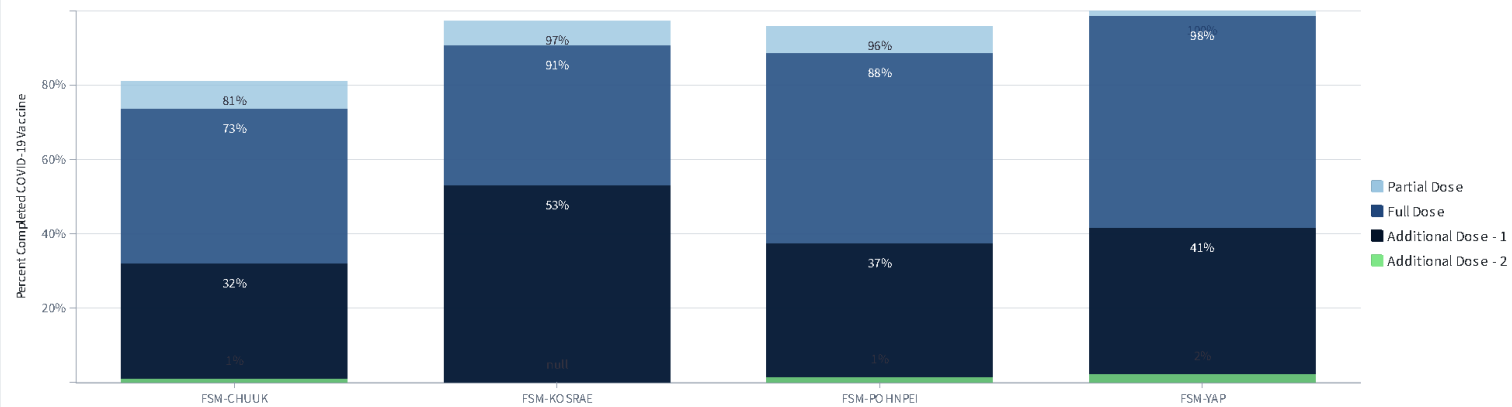


Metrics Include Jurisdiction, Pharmacy, and Federal Agency Data

Source: Tiberius Dataset "Administration - Admin Awardee - Reporting View"

Percentages are capped at 100%

USAPI COVID-19 Vaccine Progress: 50 yrs and over (FSM States)



Source: Tiberius Dataset "Administration - Admin Zip - Reporting View"

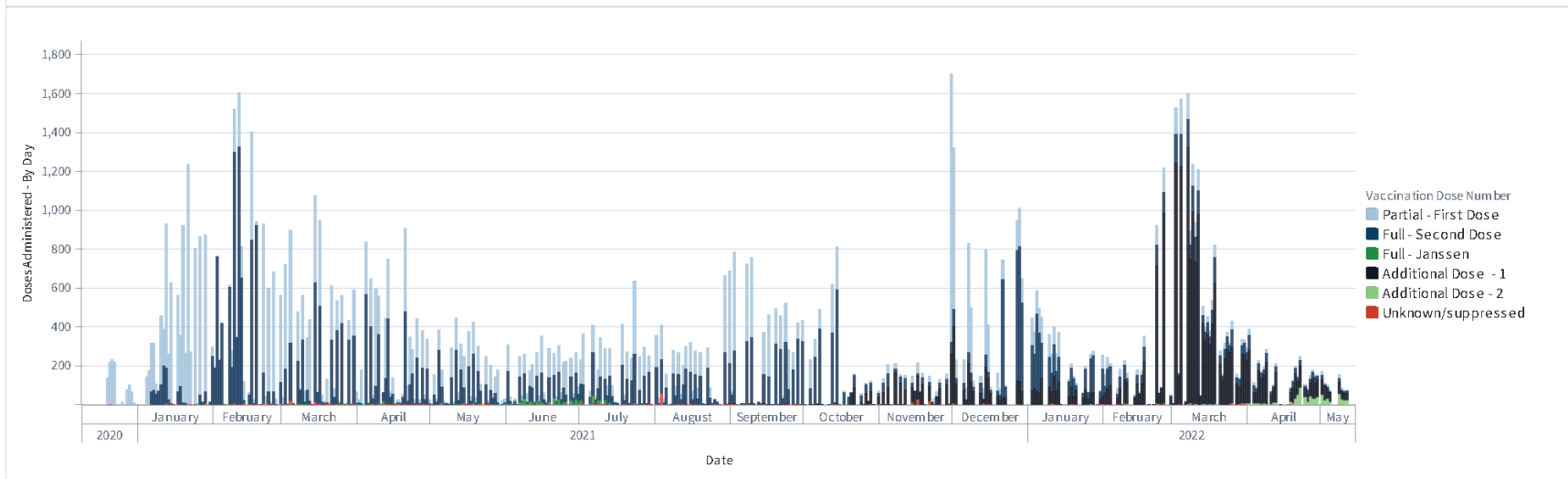
Percentages are capped at 100%

CDC/PIHOA one-on-one USAPI weekly check-ins
Week: 5/7/2022-5/13/2022

By Jurisdiction:

American Samoa

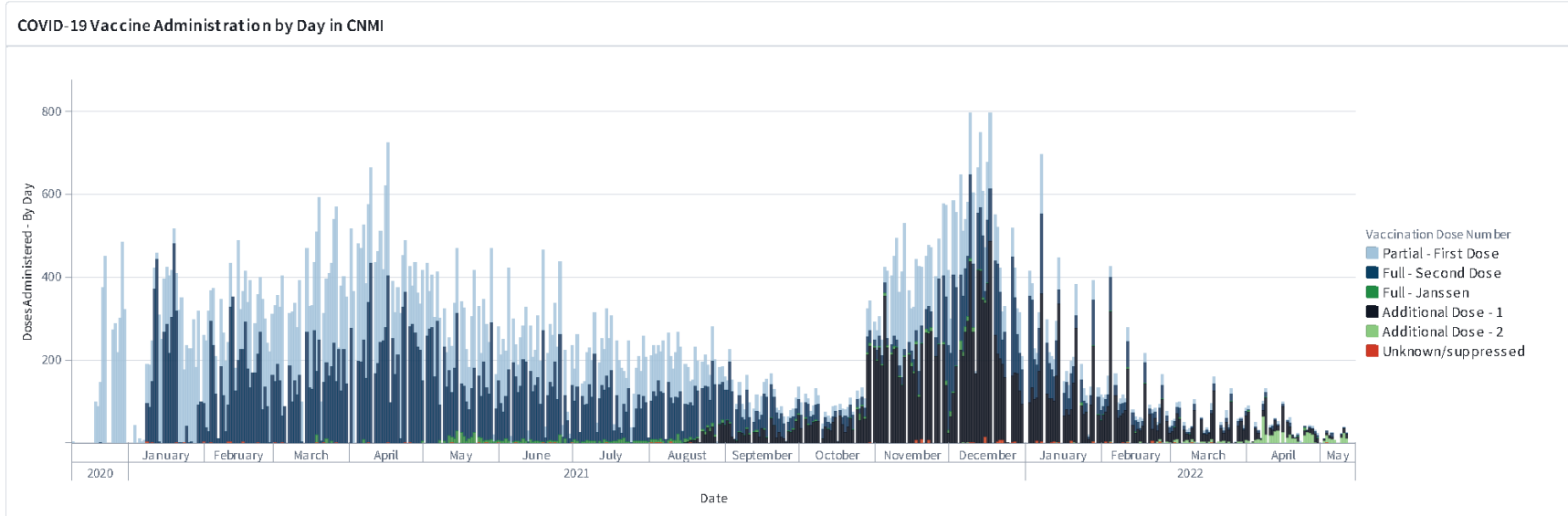
COVID-19 Vaccine Administration by Day in American Samoa



Source: Tiberius Dataset "Administration - Admin Awardee - Reporting View"

CDC/PIHOA one-on-one USAPI weekly check-ins
Week: 5/7/2022-5/13/2022

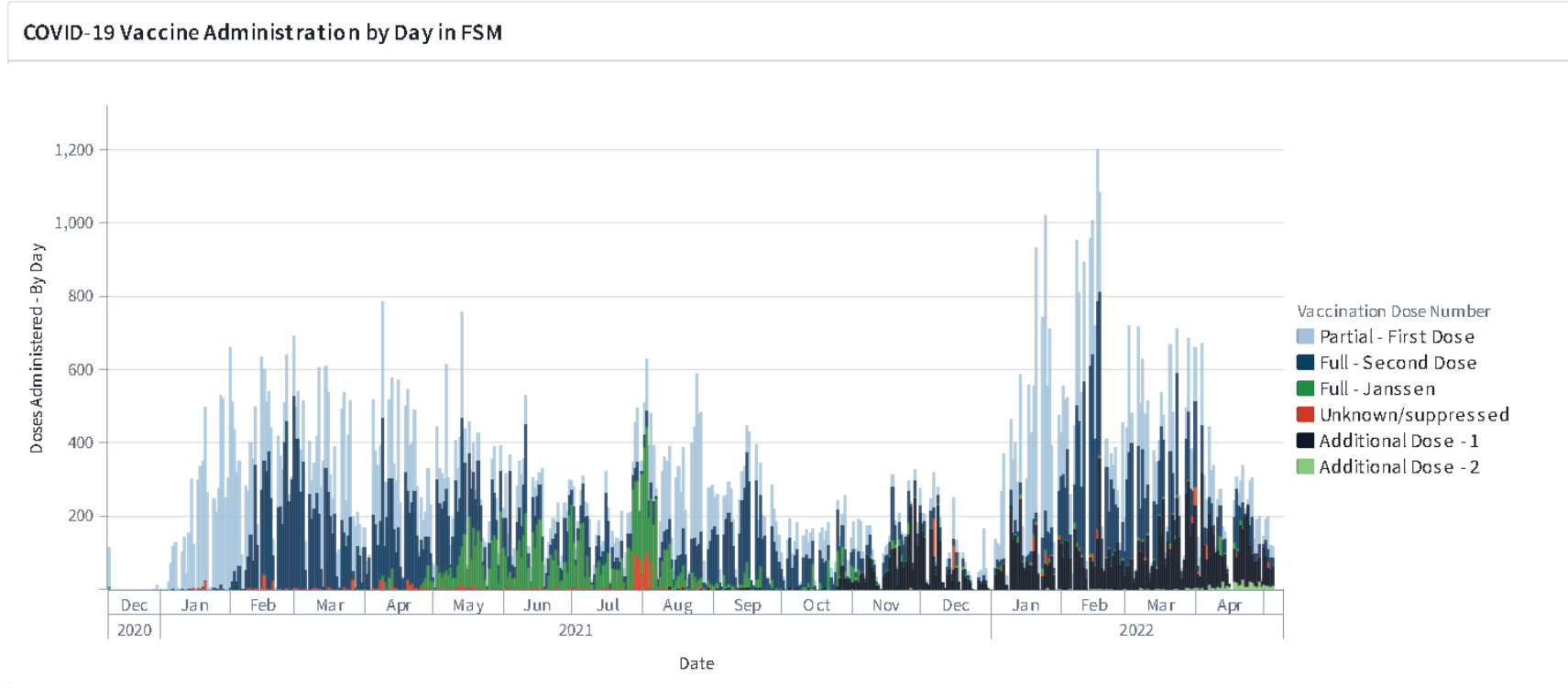
Commonwealth of the Northern Mariana Islands



Source: Tiberius Dataset "Administration - Admin Awardee - Reporting View"

CDC/PIHOA one-on-one USAPI weekly check-ins
Week: 5/7/2022-5/13/2022

Federated States of Micronesia

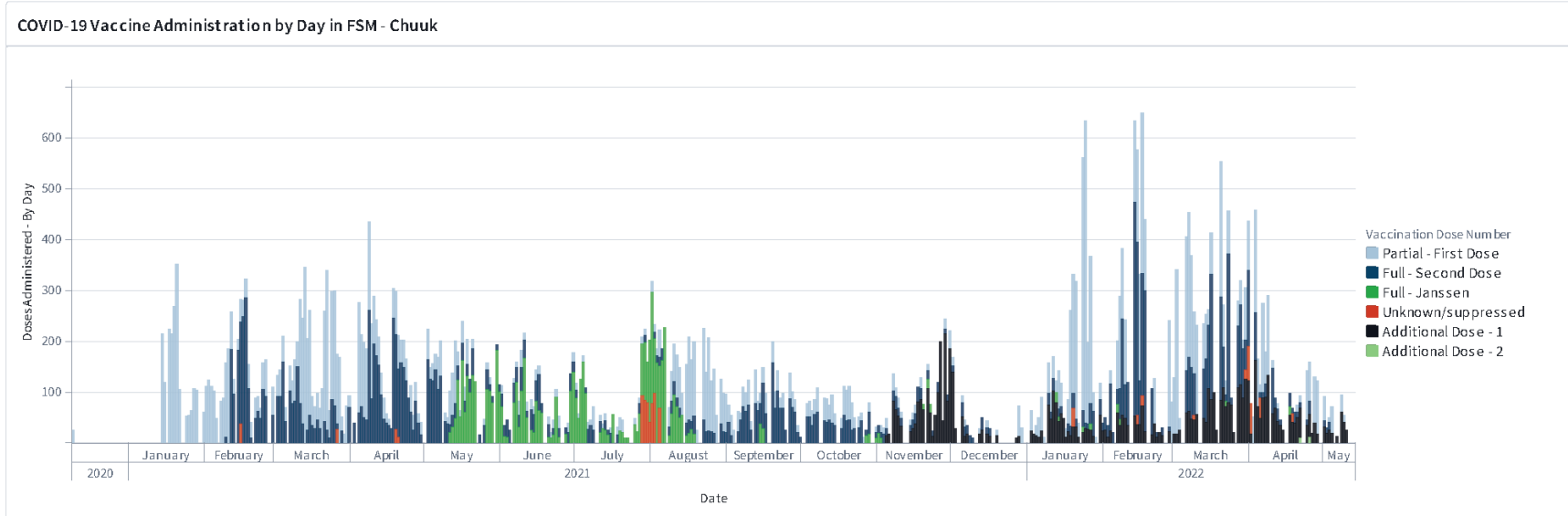


Source: Tiberius Dataset "Administration - Admin Awardee - Reporting View"

CDC/PIHOA one-on-one USAPI weekly check-ins

Week: 5/7/2022-5/13/2022

Chuuk

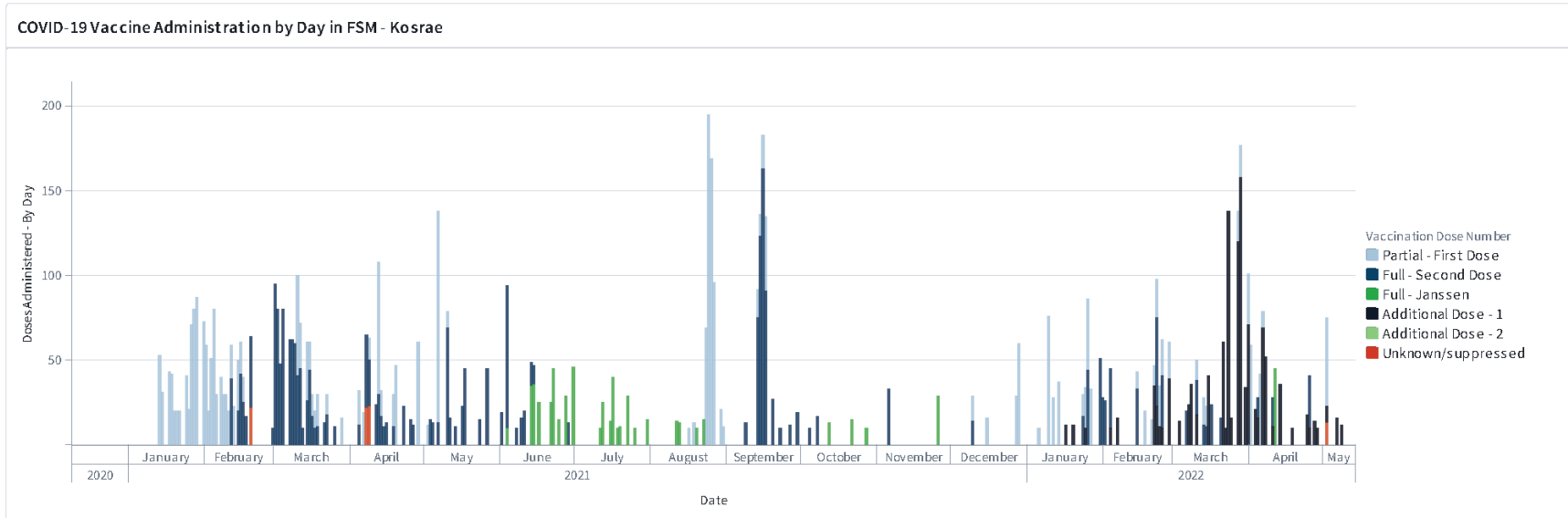


Source: Tiberius Dataset "Administration - Admin Zip - Reporting View"

CDC/PIHOA one-on-one USAPI weekly check-ins

Week: 5/7/2022-5/13/2022

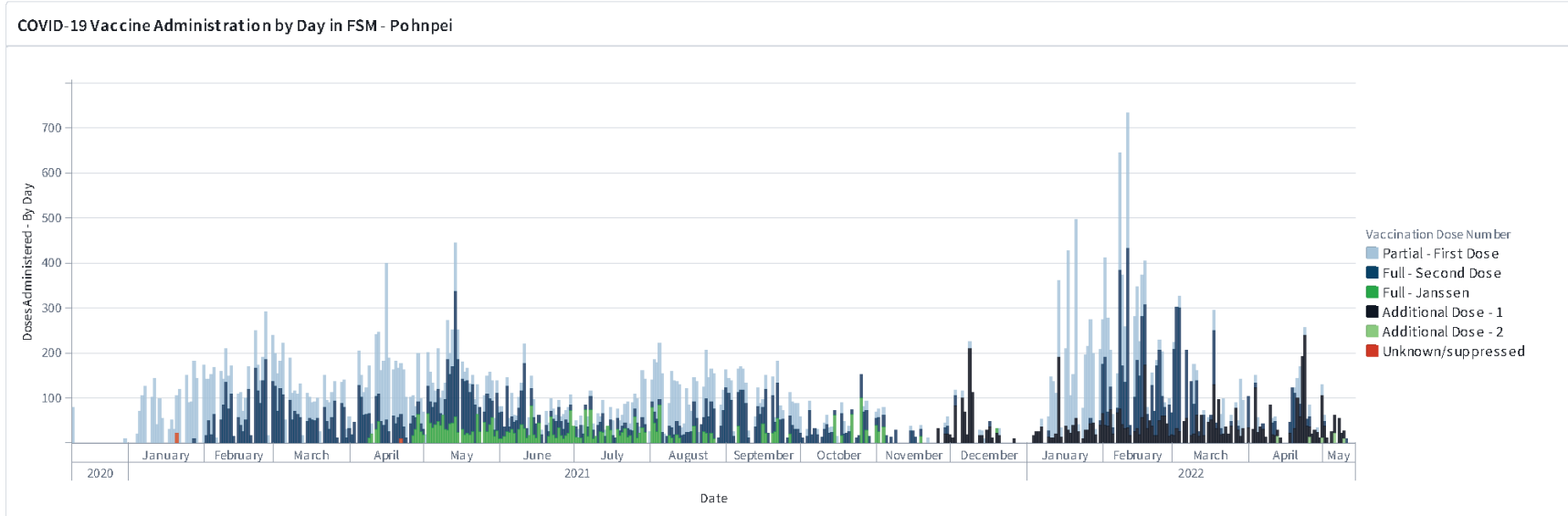
Kosrae



Source: Tiberius Dataset "Administration - Admin Zip - Reporting View"

CDC/PIHOA one-on-one USAPI weekly check-ins
Week: 5/7/2022-5/13/2022

Pohnpei

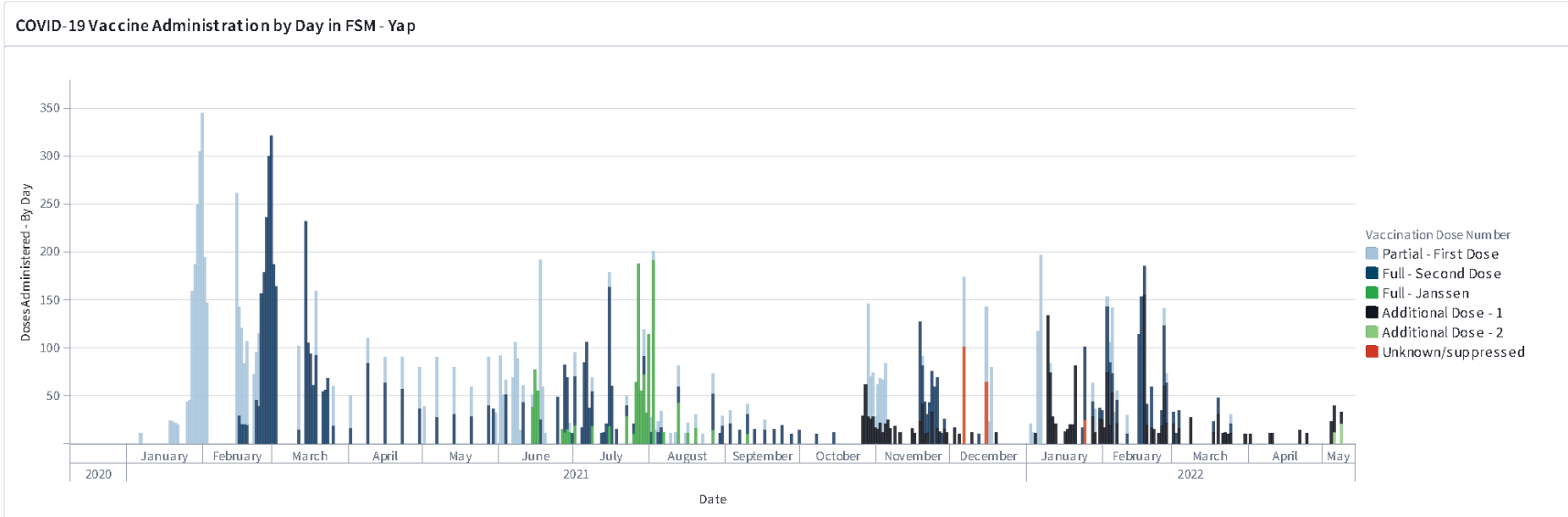


Source: Tiberius Dataset "Administration - Admin Zip - Reporting View"

CDC/PIHOA one-on-one USAPI weekly check-ins

Week: 5/7/2022-5/13/2022

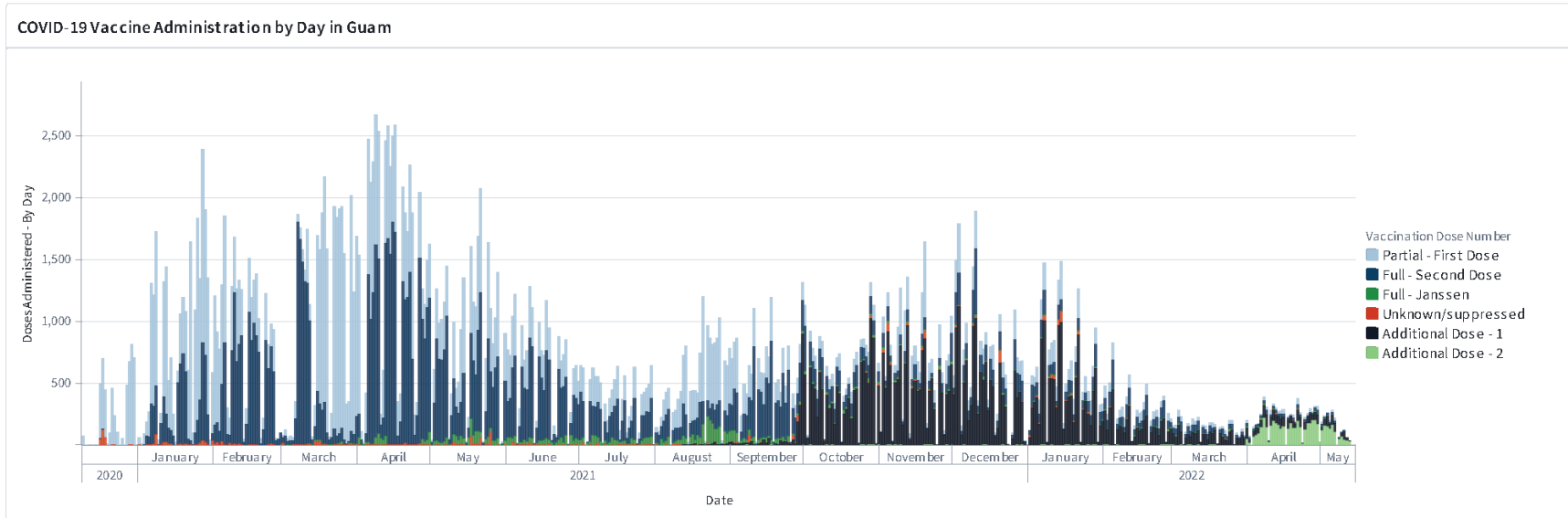
Yap



Source: Tiberius Dataset "Administration - Admin Zip - Reporting View"

CDC/PIHOA one-on-one USAPI weekly check-ins
Week: 5/7/2022-5/13/2022

Guam

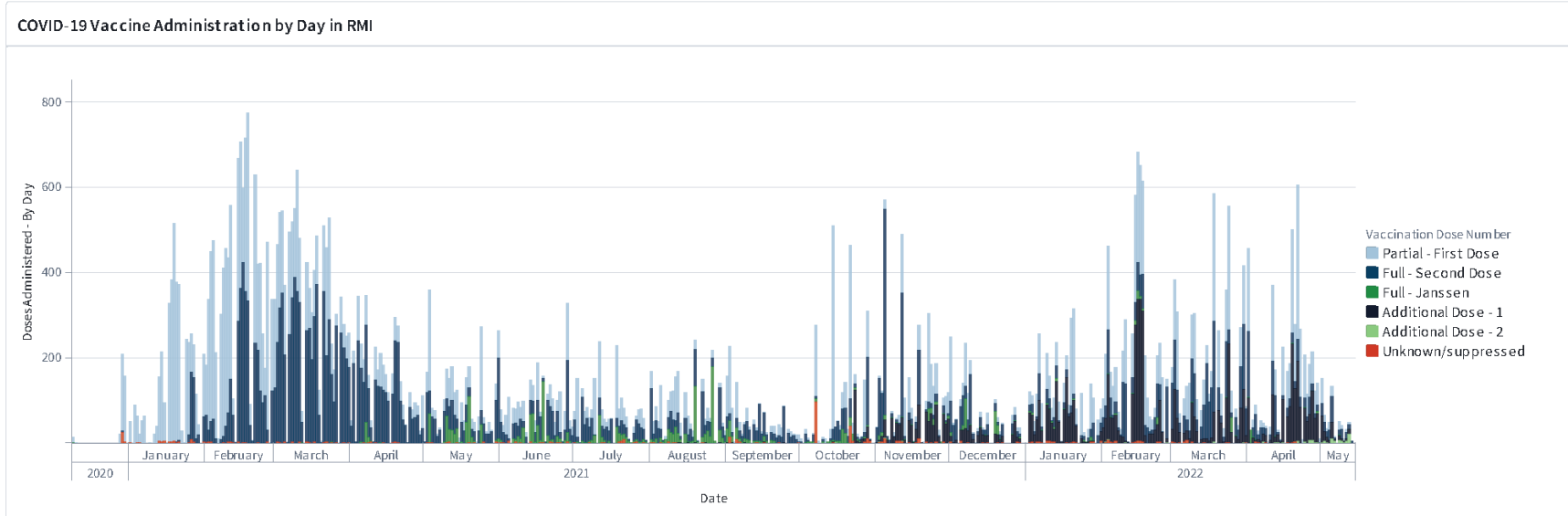


Source: Tiberius Dataset "Administration - Admin Awardee - Reporting View"

Metrics Include - Jurisdiction and Pharmacy Data, Exclude - Federal Agency Data

CDC/PIHOA one-on-one USAPI weekly check-ins
Week: 5/7/2022-5/13/2022

Republic of the Marshall Islands

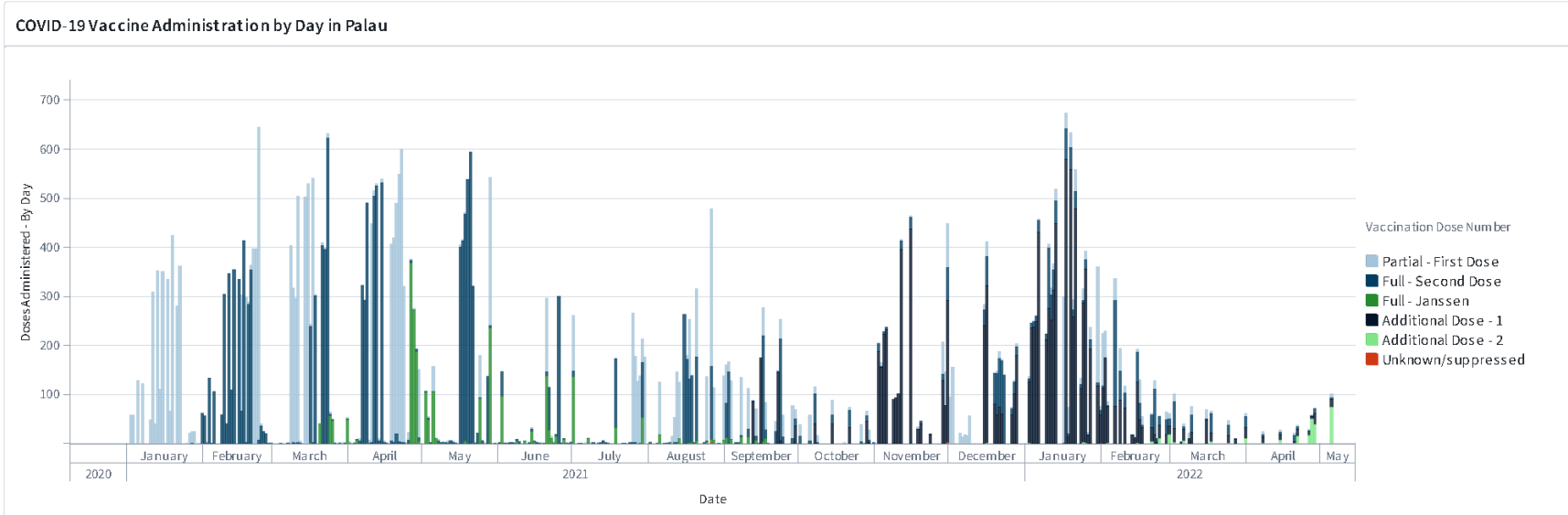


Source: Tiberius Dataset "Administration - Admin Awardee - Reporting View"

CDC/PIHOA one-on-one USAPI weekly check-ins

Week: 5/7/2022-5/13/2022

Republic of Palau



Source: Tiberius Dataset "Administration - Admin Awardee - Reporting View"

CDC/PIHOA one-on-one USAPI weekly check-ins
Week: 5/7/2022-5/13/2022

Sources:

Population Metrics

Palau: 2015 census <https://www.palau.gov.pw/wp-content/uploads/2017/02/2015-Census-of-Population-Housing-Agriculture-.pdf>

FSM: 2010 census <https://www.fsmstatistics.fm/social/population-statistics/>

American Samoa: 2010 census <https://americansamoa.prism.spc.int/social/demography/population-by-age-group.html>

CNMI: 2015 census <https://cccguam.org/wp-content/uploads/CNMI-Statistical-Yearbook-2015-02.10.2017-nxp.pdf>

Guam: 2010 census <https://www.census.gov/data/datasets/2010/dec/guam.html>

RMI: 2010 census

FSM (States): 2010 census <https://www.fsmstatistics.fm/wp-content/uploads/2020/04/2010-Summary-Analysis-Key-Indicators.pdf>