

CDC/PIHOA one-on-one USAPI weekly check-ins
Week: 5/21/2022-6/3/2022

Regional Summary:

- COVID-19 cases
 - Guam has reported 49,324 total cases with 364 deaths and 48,573 recovered; 636 new cases (356 in last 7 days; ↑ from 192 last report) and 4 new deaths this report (↑ from 0 last report); 7-day average test positivity 7.8% (↑ from 4.4% last report); 9 hospitalized cases (↑ from 4 last report)
 - CNMI has reported 11,396 total cases with 34 deaths and 11,317 recovered; 65 new cases (31 in last 7 days; ↑ from 17 last report) and 0 new deaths this report (– from 0 last report); 7-day average test positivity 1.8% (↑ from 1.3% last report); 0 hospitalized cases (– from 0 last report)
 - American Samoa has reported 6,131 total cases with 31 deaths and 6,026 recovered; 105 new cases (82 in last 7 days, ↑ from 41 last report) and 1 new death this report (↑ from 0 last report); 2,165 (35%) treated with therapeutics; 0 cases hospitalized (– from 0 last report)
 - Palau has reported 5,083 total cases with 6 deaths and 4,380 recovered; 116 new cases (40 in last 7 days; ↓ from 88 last report) and 0 new deaths this report (– from 0 last report); 0 cases hospitalized (– from 0 last week)
 - FSM and RMI have had no community transmission with 3 new cases reported. In Pohnpei, 3 cases were identified in in-country quarantine from day 2 testing of the 5/28 repatriation flight.

- COVID-19 Vaccine distribution summary (See USAPI Vaccine Summary with 22 updated tables and figures listed below)
 - Based on jurisdictional reports: a total of 319,268 people in the region are fully vaccinated (84.0% of all eligible individuals [5 and older]/ +0.3%)
 - An additional 30,640 people in the region are partially vaccinated (8.1% of eligible individuals in the region)
 - Based on data submitted into Tiberius via WebIZ: **93% of all people aged 5 years and older have had at least one dose of a COVID-19 vaccine; 83% are fully vaccinated; and 37% have an additional dose.**
 - Current percentages of eligible population **aged 5 and over** fully vaccinated (from Tiberius via WebIZ)
 - **American Samoa: 97% (–%)**
 - **FSM: Chuuk: 56% (+1%), Kosrae: 73% (+1%), Pohnpei: 67% (–%), Yap: 75% (–%)**
 - **Guam: 91% (–%)**
 - **RMI: 64% (+2%)**
 - **CNMI: 89% (–%)**
 - **Palau: 100% (–%)**
 - Current percentages of eligible population **aged 5 and over** with at least one additional dose (from Tiberius via WebIZ)
 - **American Samoa: 54% (–%)**
 - **FSM: Chuuk: 18% (+1%), Kosrae: 29% (+4%), Pohnpei: 19% (+1%), Yap: 25% (+2%)**
 - **Guam: 41% (+1%)**
 - **RMI: 20% (+2%)**
 - **CNMI: 44% (+1%)**
 - **Palau: 70% (+1%)**

COVID-19 Containment strategies

- Guam no longer requires quarantine for travelers and DPHSS has ceased processing travelers at ports of entry.
- CNMI is allowing vaccinated travelers to enter without quarantine, unvaccinated travelers must home quarantine for 5 days.
- Palau is running regular Guam and Taiwan flights for vaccinated travelers with negative PCR test within 3 days of departure to Palau or negative antigen test within 1 day of departure to Palau with a 4-day period of self-monitoring on arrival.
- American Samoa is running limited flights under Talofa Pass system for vaccinated travelers with negative COVID-19 test within 72 hours of departure and testing on arrival. American Samoa has not yet opened borders.
- RMI has regular repatriation flights ongoing with in-country quarantine (14 days) and testing requirements. Recently eliminated pre-arrival quarantine in Hawaii.
- FSM has resumed repatriation flights and has reduced quarantine to 3 days in Guam then at least 5 days in FSM with testing requirements.

CDC/PIHOA one-on-one USAPI weekly check-ins
Week: 5/21/2022-6/3/2022

USAPI	COVID-19 cases	Testing	Containment	Community Mitigation	Medical Surge Preparedness	Vaccine Updates (Jurisdictional Reports)
AS	6,131 total cases with 31 deaths and 6,026 recovered; 105 new cases (82 in last 7 days, ↑ from 41 last report) and 1 new death this report (↑ from 0 last report); 2,165 (35%) treated with therapeutics	Stocks as of 5/28/22: GeneXpert (1,871 available), Abbott ID NOW (3,384 available), ACCULA (4,700 available), BioFire (0 available), and Abbott Binax NOW (49,632 available) testing on-island; Daily test count (5/29): 180 with 10% test positivity	Borders remain closed to normal travel; Talofa Pass travel for fully vaccinated persons with negative test 72 hrs pre-departure and arrival testing in American Samoa; regular flights from Hawaii ongoing	Current emergency declaration in effect until 6/27 – mandated mask use for buildings open to public, schools, public gatherings, and public transport; curfew 11 pm to 4:30 am; proof of vaccination required at restaurants, bars, etc.	0 cases hospitalized (-- from 0 last report) 46 ventilators functional at LBJ, 132 beds, 7 ICU beds; 8 total isolation COVID beds in COVID tent outside of LBJ mAb in stock: 654 (Available: 438 REGEN-COV, 20 BAM/ETE, 30 Sotrovimab, 101 Evusheld, 65 Bebtelovimab) mAb used in past week: 4 Antivirals in stock: 2,090 (Available: 310 Molnupiravir, 1,780 Paxlovid) Antivirals used in past week: 3 Week (5/25–5/30)	Partially vaccinated: 2,122 (as of 5/23) Fully vaccinated: 42,086 (as of 5/23) Additional dose: 24,604 (as of 5/23) % 5+ fully vaccinated: 92.6% % 5+ at least one dose: 97.3% % 5+ w/ additional dose: 54.2%
CNMI	11,396 total cases with 34 deaths and 11,317 recovered; 65 new cases (31 in last 7 days; ↑ from 17 last report) and 0 new deaths this report (-- from 0 last report)	Stocks as of 5/6/22: Abbott ID NOW (264 available), GeneXpert (5,000 available), Abbott Binax NOW (5,100 available), Biofire (360 available), and Solgent (1,500 available) testing on-island; 2,137 tests run in past week; 7-day average test positivity 1.8% (↑ from 1.3% last report)	Travelers are no longer required to undergo testing; unvaccinated travelers must complete 5 days of home quarantine on arrival; international travelers must complete mandatory health declaration form	CDC COVID-19 Community Level – LOW, therefore limited mitigation measures in place	0 hospitalized cases (-- from 0 last report) 46 usable ventilators; at CHCC- 75 hospital beds, 8 ICU beds mAb in stock: 919 (Available: 372 REGEN-COV, 102 BAM/ETE, 81 Sotrovimab, 122 Evusheld, 242 Bebtelovimab) mAb used in past week: 1 Antivirals in stock: 707 (Available: 388 Molnupiravir, 319 Paxlovid) Antivirals used in past week: 3 Week (5/25–5/30)	Partially vaccinated: 871 (as of 6/2) Fully vaccinated: 43,950 (as of 6/2) Additional dose: 23,337 (as of 6/2) % 5+ fully vaccinated: >100% % 5+ w/ additional dose: 54.2%

CDC/PIHOA one-on-one USAPI weekly check-ins
Week: 5/21/2022-6/3/2022

Guam	49,324 total cases with 364 deaths and 48,573 recovered; 636 new cases (356 in last 7 days; ↑ from 192 last report) and 4 new deaths this report (↑ from 0 last report)	Stocks as of 6/3/22: Abbott Binax NOW (5,900 available), Abbott ID NOW (5,914 available), BD Veritor (1,371 available), Flowflex (13,891 available), BioFire (57 available), GeneXpert (3,072 available), and ABI 7500 (46,483 available); 480,827 diagnostic tests conducted; 4,526 this week; 7-day average test positivity 7.8% (↑ from 4.4% last report)	Quarantine requirement for all travelers lifted 3/30/22; DPHSS ceased processing of travelers; 387 cases in isolation (326 home isolation, 52 military isolation, 9 hospitalized)	CDC COVID-19 Community Level – LOW, social distancing requirements remain in place; mask mandate and gathering limits lifted	9 hospitalized cases (↑ from 4 last report) mAb in stock: 685 (Available: 27 REGEN-COV, 140 BAM/ETE, 154 Sotrovimab, 96 Evusheld, 268 Bebtelovimab) mAb used in past week: 0 Antivirals in stock: 609 (Available: 519 Molnupiravir, 90 Paxlovid) Antivirals used in past week: 0 Week (5/25–5/30)	Partially vaccinated: 5,528 (as of 6/4) Fully vaccinated: 125,266 (as of 6/4) Additional dose: 59,785 (as of 6/4) % 5+ fully vaccinated: 89.4% % 5+ at least one dose: 93.4% % 5+ w/ additional dose: 42.7%
Chuuk	0 cases	Stocks as of 5/18/22: GeneXpert (590 available), Abbott Binax NOW (240 available), and BioFire (39 available) testing on-island; travel testing with antigen, frontline workers sporadic testing; running ~90 tests per week	Borders remain closed; 8 total repatriation groups; 61 individuals repatriated on 5/30; 3 days of quarantine in Guam then 10 days in Chuuk	Education is being conducted in communities; risk communication ongoing with repatriation; social distancing is being encouraged but not enforced	21 working ventilators at hospital (12 LTV FEMA, 3 Hamilton); 104 beds in shared wards, 9 ICU beds, 14 beds in isolation rooms, no negative air flow, 6 dedicated PUI/COVID-19 rooms + plan to use for mAb; mAb stock on-island (24 vials Evusheld, 3 boxes Sotrovimab)	Partially vaccinated: 8,992 (as of 6/3) Fully vaccinated: 24,243 (as of 6/3) Additional dose: 8,222 (as of 6/3) % 5+ fully vaccinated: 55.6% % 5+ at least one dose: 76.2% % 5+ w/ additional dose: 18.9%

CDC/PIHOA one-on-one USAPI weekly check-ins

Week: 5/21/2022-6/3/2022

<p>Kosrae</p>	<p>5 cases (5 imported; all identified in facility quarantine)</p>	<p>Stocks as of 6/2/22: Abbott ID NOW (72 available), GeneXpert (1,797 available), BD Veritor (660 available), Panbio (83 available), and Abbott Binax NOW (11,952 available) testing on-island; mostly travel testing currently; running ~50 tests per week</p>	<p>Borders remain closed; several small repat flights have been conducted with most recent on 5/11, next scheduled for 6/6; FSM repat protocols recently revised to 3 days quarantine in Guam then 10 days in Kosrae with testing</p>	<p>Community-level education by Risk Communication Committee; social distancing is being encouraged but not enforced</p>	<p>3 FEMA vents on-island; 45 hospital beds (2 ICU), 5 isolation rooms with no negative air flow; new quarantine facility completed; mAb stock on-island (Evusheld 36 vials, REGEN-COV 3 boxes, Bebtelovimab 45 vials, Sotrovimab 52 vials, Paxlovid 20 boxes)</p> <p>Working to upgrade oxygen generator; 100 cylinders filled currently; WHO coordinating medical oxygen donation with 200 cylinders in at least 6 mos; low supplies of PPE on-island</p>	<p>Partially vaccinated: 692 (as of 6/3)</p> <p>Fully vaccinated: 4,393 (as of 6/3)</p> <p>Additional dose: 1,744 (as of 6/3)</p> <p>% 5+ fully vaccinated: 74.0%</p> <p>% 5+ at least one dose: 85.6%</p> <p>% 5+ w/ additional dose: 29.4%</p>
<p>Pohnpei</p>	<p>3 cases were identified in in-country quarantine from day 2 testing of a 5/28 repatriation flight</p>	<p>Stocks as of 6/1/22: GeneXpert (600 available), and Abbott Binax NOW (2,000 available) testing on-island; mostly travel testing currently; running ~90 tests per week</p>	<p>Borders remain closed; several small repatriation flights have been conducted from Guam; FSM repat protocols recently revised to 3 days quarantine in Guam and 5 days in Pohnpei with testing</p>	<p>Designated team developed for risk communication and currently conducting community education</p>	<p>14 total vents; 98 hospital beds (no ICU beds), 4 isolation rooms at hospital with negative air flow; MMA isolation center near the airport with 40 units; China Star hotel is a quarantine site (26 rooms)</p> <p>Therapeutics for all of FSM mAb in stock: 1,137 (Available: 400 REGEN-COV, 50 BAM/ETE, 192 Sotrovimab, 240 Evusheld, 255 Bebtelovimab) mAb used in past week: 0 Antivirals in stock: 1,676 (Available: 336 Molnupiravir, 1,340 Paxlovid) Antivirals used in past week: 0 Week (5/25–5/30)</p>	<p>Partially vaccinated: 3,680 (as of 6/3)</p> <p>Fully vaccinated: 21,995 (as of 6/3)</p> <p>Additional dose: 6,296 (as of 6/3)</p> <p>% 5+ fully vaccinated: 67.1%</p> <p>% 5+ at least one dose: 78.4%</p> <p>% 5+ w/ additional dose: 19.2%</p>

CDC/PIHOA one-on-one USAPI weekly check-ins

Week: 5/21/2022-6/3/2022

Yap	0 cases	Stocks as of 5/18/22: GeneXpert (3,560 available), BD Veritor (990 available), Abbott Binax NOW (1,200 available), and BioFire (61 available) testing on-island; mainly travel and frontline testing; 4,427 tests to date, all negative; run ~50 tests/week; continue testing travelers and patients with respiratory illness	Borders remain closed; next repatriation flight scheduled for 6/8; Yap repat protocols recently revised to 3 days quarantine in Guam then 5 days quarantine in Yap with testing	Social distancing is being encouraged but not enforced; community education is ongoing (currently focused on vaccines) and expanded to outer islands	20 working ventilators on-island; 38 hospital beds, 2 isolation rooms with negative air flow; working to establish permanent quarantine and isolation facilities; working on improved iso wards and oxygen generation facility; Therapeutic stocks on-island: 48 vials Sotrovimab, 13 vials Evusheld, 2mL Bebtelovimab, 40x40s Molnupiravir, 3pks REGEN-COV	<p>Partially vaccinated: 793 (as of 6/3)</p> <p>Fully vaccinated: 7,925 (as of 6/3)</p> <p>Additional dose: 2,770 (as of 6/3)</p> <p>% 5+ fully vaccinated: 76.0%</p> <p>% 5+ at least one dose: 83.6%</p> <p>% 5+ w/ additional dose: 26.6%</p>
Palau	5,083 total cases with 6 deaths and 4,380 recovered; 116 new cases (40 in last 7 days; ↓ from 88 last report) and 0 new deaths this report (-- from 0 last report)	Stocks as of 4/22/22: Abbott Binax NOW (11,640 available), Abbott ID NOW (1,344 available), GeneXpert (5,100 available), Roche Cobas (1,680 available), BioFire (270 available), and VTRUST antigen (10,100 available), and testing on-island; 54,334 total tests conducted; 3,245 tests run in last 14 days week	Some passenger flights (Guam, Taiwan) and military flights ongoing; Effective May 30, vaccinated travelers may enter with negative test within 3 days (PCR) or one day (antigen) with self-monitoring for 4 days; 703 active cases in isolation; offer testing on day 5 and day 10 to end isolation	Mandated face mask wearing in all indoor facilities, at all outdoor gatherings of 20+ people, physical distancing of 3 feet	<p>0 cases hospitalized (-- from 0 last report)</p> <p>80 hospital beds, 4 ICU beds, 5 isolation rooms with negative air flow; various quarantine sites available; 36 working ventilators on-island</p> <p>mAb in stock: 785 (Available: 306 REGEN-COV, 68 BAM/ETE, 89 Sotrovimab, 161 Evusheld, 161 Bebtelovimab)</p> <p>mAb used in past week: 3</p> <p>Antivirals in stock: 665 (Available: 161 Molnupiravir, 504 Paxlovid)</p> <p>Antivirals used in past week: 3 Week (5/25–5/30)</p>	<p>Fully vaccinated: 18,082 (as of 6/3)</p> <p>Additional dose: 11,672 (as of 6/3)</p> <p>% 5+ fully vaccinated: >100%</p> <p>% 5+ w/ additional dose: 69.9%</p>

CDC/PIHOA one-on-one USAPI weekly check-ins

Week: 5/21/2022-6/3/2022

<p>RMI- Majuro +OI</p>	<p>0 cases</p>	<p>Stocks as of 5/31/22: Abbott ID NOW (236 available), GeneXpert (1,910 available), BioFire (19 available), BD Veritor (0 available), Flowflex (1,438 available), and Abbott Binax NOW (4,440 available) testing on-island; testing mostly being conducted for travelers</p>	<p>Borders are closed until at least 6/30/22; Travel Advisory #39 in effect; HNL repat is ongoing w/ Safe Travel Program registration, pre-arrival testing, 14 days facility Q in RMI w/ testing on days 3,7, 14]; Safe Travel Program: 1,361 individuals released, 59 in quarantine; Marine Sector Quarantine: 132 individuals released, 0 in quarantine</p>	<p>COVID-19 Condition Level Yellow – “threat detected, no new confirmed cases, business as usual”; multiple media strategies including community meetings; normal activities have resumed; social distancing being encouraged but not enforced</p>	<p>44 total vents on-island (37 reserved for COVID-19); 108 hospital beds (3 ICU), 8 isolation rooms (1 with negative air flow); new isolation building (8 isolation rooms with negative air flow) completed; new quarantine facility (24 beds) built, old facility still usable (80 beds)</p> <p>Therapeutics for all of RMI mAb in stock: 624 (Available: 96 REGEN-COV, 0 BAM/ETE, 96 Sotrovimab, 192 Evusheld, 240 Bebtelovimab) mAb used in past week: 0 Antivirals in stock: 1,208 (Available: 188 Molnupiravir, 1,020 Paxlovid) Antivirals used in past week: 0 Week (5/25–5/30)</p>	<p>Partially vaccinated: 7,454 (as of 6/1)</p> <p>Fully vaccinated: 23,315 (as of 6/1)</p> <p>Additional dose: 10,614 (as of 6/1)</p> <p>% 5+ fully vaccinated: 71.3%</p> <p>% 5+ at least one dose: 94.2%</p> <p>% 5+ w/ additional dose: 32.5%</p>
<p>RMI- Kwaj</p>	<p>14 cases (14 imported; all identified in facility quarantine); no active cases</p>	<p>Stocks as of 5/31/22: Abbott ID NOW (0 available), GeneXpert (326 available), and Abbott Binax NOW (12,871 available), BioFire (0 available) testing on-island; testing mostly being conducted for travelers</p>	<p>Borders are closed until at least 6/30/22; Travel Advisory #39 in effect; 2,057 individuals have been repatriated to Kwajalein base; 60 in quarantine</p>	<p>Limited social distancing occurring but implementing some safety measures</p>	<p>14 vents on-island; isolation facility is being built and renovated TB trailer is being prepared (6 beds) for temporary isolation</p> <p>Therapeutics on-island: Paxlovid (513 available), Bebtolovimab (30 available), Evusheld (72 available), Molnupiravir (190 available), BAM/ETE combo (32 available), Sotrovimab (12 available), REGEN-COV (56 available)</p>	<p>Partially vaccinated: 508 (as of 6/1)</p> <p>Fully vaccinated: 8,013 (as of 6/1)</p> <p>Additional dose: 4,128 (as of 6/1)</p> <p>% 5+ fully vaccinated: 86.6%</p> <p>% 5+ at least one dose: 92.1%</p> <p>% 5+ w/ additional dose: 44.6%</p>

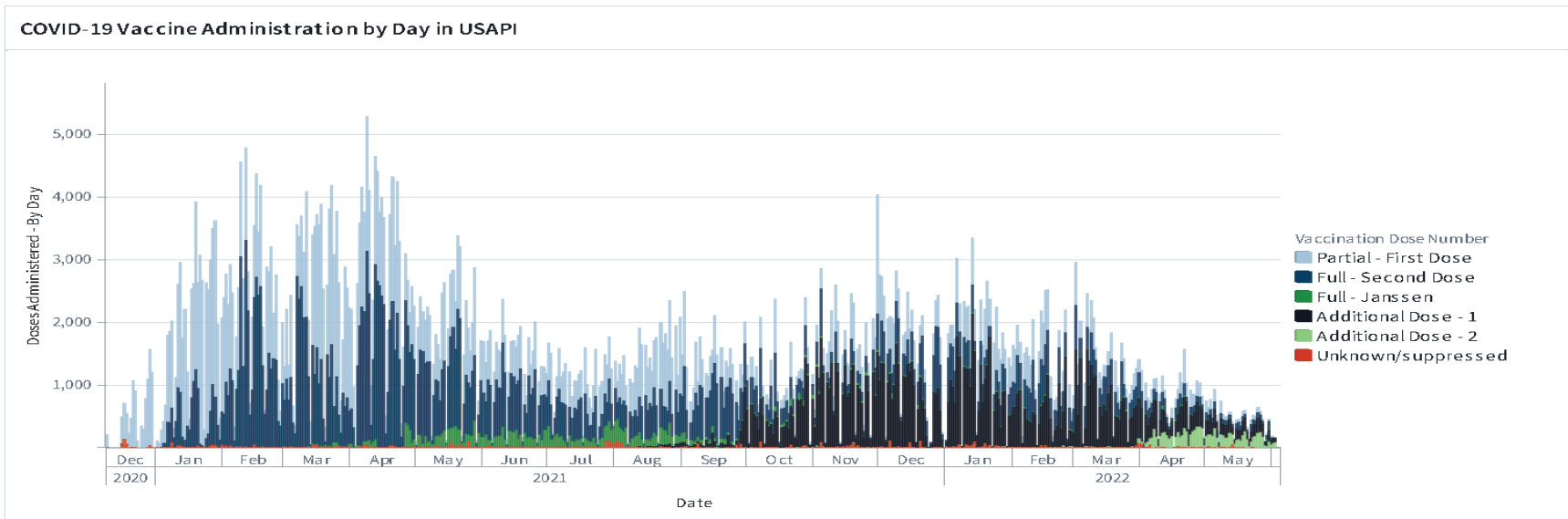
CDC/PIHOA one-on-one USAPI weekly check-ins
Week: 5/21/2022-6/3/2022

USAPI Vaccine Summary Tables and Charts:

**Note that all data except for those detailing Outer Island coverage rates comes directly from Tiberius. Thank you to Katrina Myers and the entire USAPI Tiberius Team for helping assemble “Dr. B’s Famous Slide-set.” Thank you to the jurisdictions who enter this data into WebIZ each day to keep it up to date.*

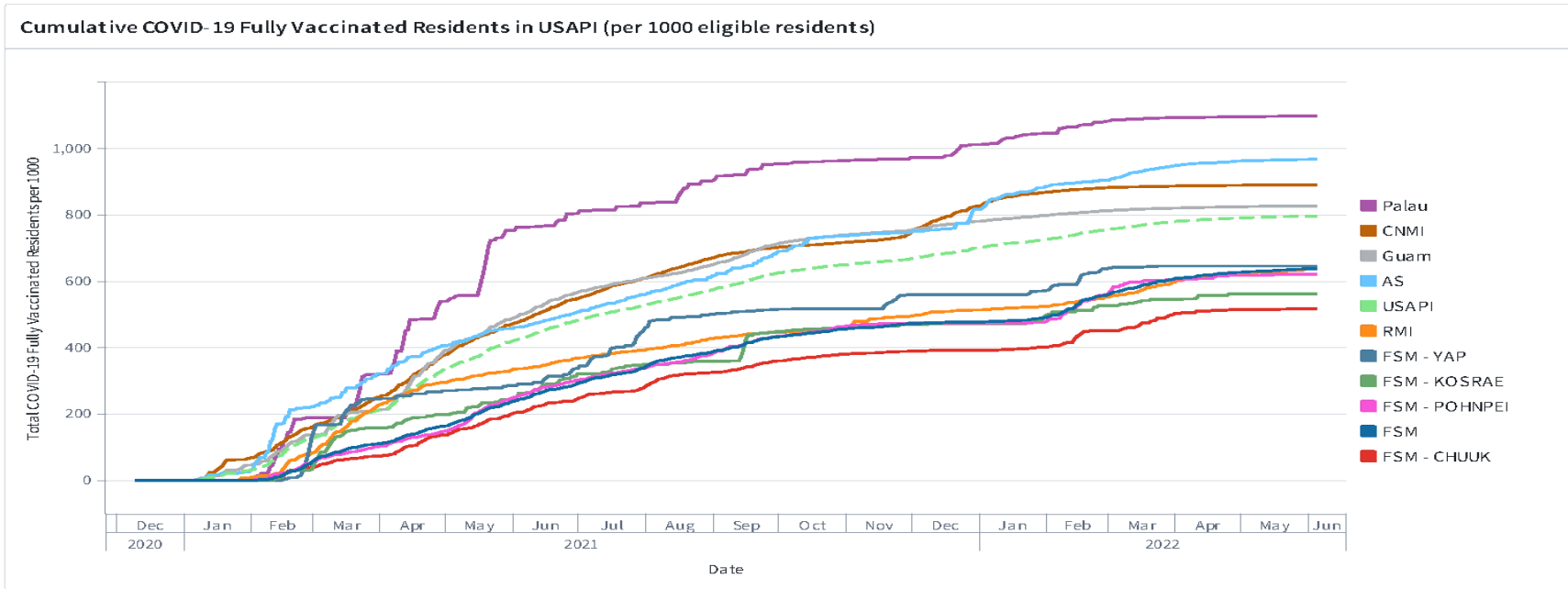
**Outer Island data was provided by each jurisdiction based on their outer island outreach activities. Because of this, there may be discrepancies between the two data sets (Tiberius and the Jurisdiction Outer Island Data). Also, some jurisdictions have yet to report their data in detail. Thank you to Dr. Haley Cash for assembling the Outer Island table and each of the jurisdictions for collecting and reporting this unique, yet important data.*

US-affiliated Pacific Islands Region



Source: Tiberius Dataset "Administration - Admin Awardee - Reporting View"
Metrics Include - Jurisdiction and Pharmacy Data, Exclude - Federal Agency Data

CDC/PIHOA one-on-one USAPI weekly check-ins Week: 5/21/2022-6/3/2022



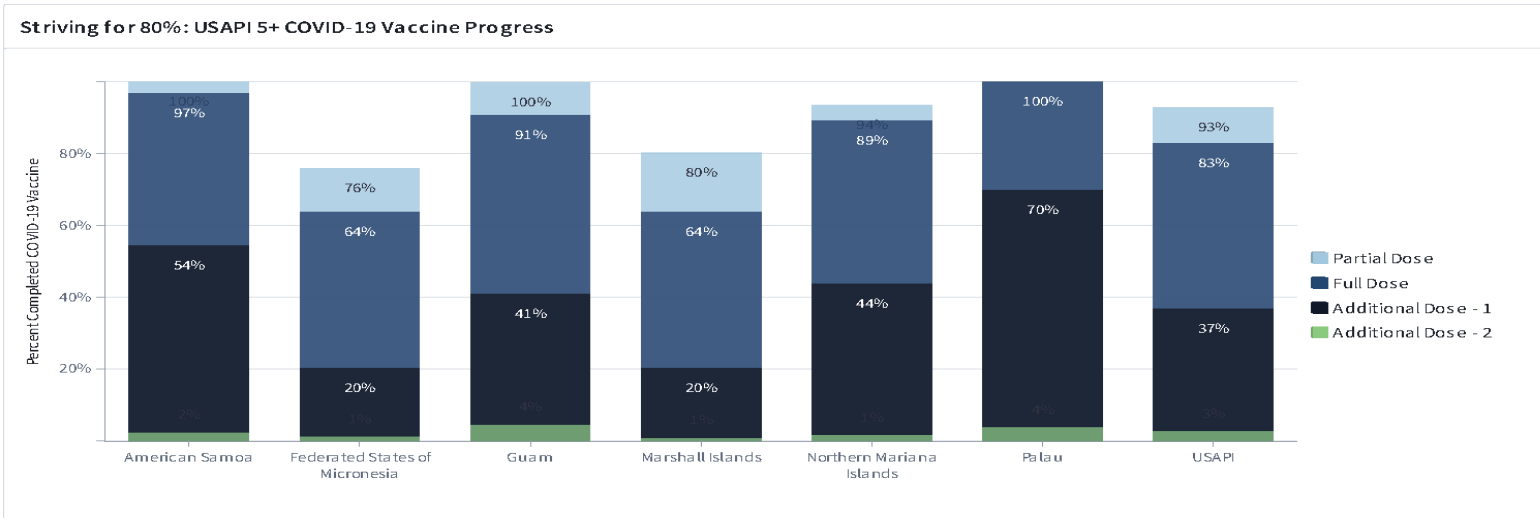
Metrics Include - Jurisdiction and Pharmacy Data, Exclude - Federal Agency Data
 Eligible Population - 5+ yrs
 Source: Tiberius Dataset "Awardee Vaccine Metrics - Reporting View"

CDC/PIHOA one-on-one USAPI weekly check-ins
Week: 5/21/2022-6/3/2022

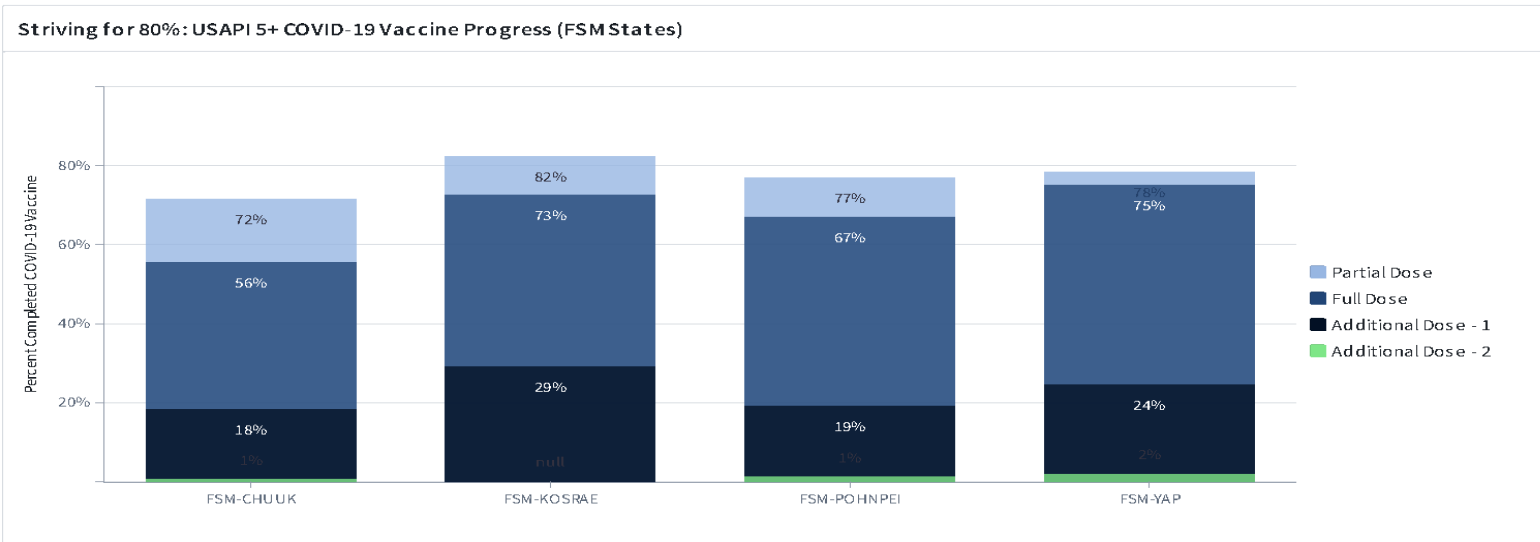
Jurisdiction	Population Aged 5+	Partially Vaccinated	Pct Partially Vaccinated	Fully Vaccinated	Pct Fully Vaccinated	1st Add'l. Doses	Pct With 1st Add'l. Dose	2nd Add'l. Doses	Pct With 2nd Add'l. Dose	Not Vaccinated	Pct Not Vaccinated
American Samoa	43,110	45,150	100%	41,713	97%	23,422	54%	973	2%	0	0%
FSM-CHUUK	43,093	30,912	72%	23,991	56%	7,931	18%	272	1%	12,181	28%
FSM-KOSRAE	5,861	4,834	82%	4,264	73%	1,727	29%	0	0%	1,027	18%
FSM-POHNPEI	32,193	24,812	77%	21,606	67%	6,159	19%	406	1%	7,381	23%
FSM-YAP	10,226	8,013	78%	7,679	75%	2,536	25%	217	2%	2,213	22%
Guam	154,941	154,627	100%	140,626	91%	63,302	41%	6,751	4%	314	0%
Marshall Islands	45,415	36,477	80%	28,938	64%	9,206	20%	319	1%	8,938	20%
Northern Mariana Islands	48,632	45,498	94%	43,326	89%	21,268	44%	724	1%	3,134	6%
Palau	16,451	20,279	100%	18,068	100%	11,491	70%	594	4%	0	0%
USAPI	399,319	370,602	93%	330,211	83%	147,042	37%	10,256	3%	28,717	7%

Abbreviations: Pct – Percent, Addt'l. – Additional

CDC/PIHOA one-on-one USAPI weekly check-ins Week: 5/21/2022-6/3/2022

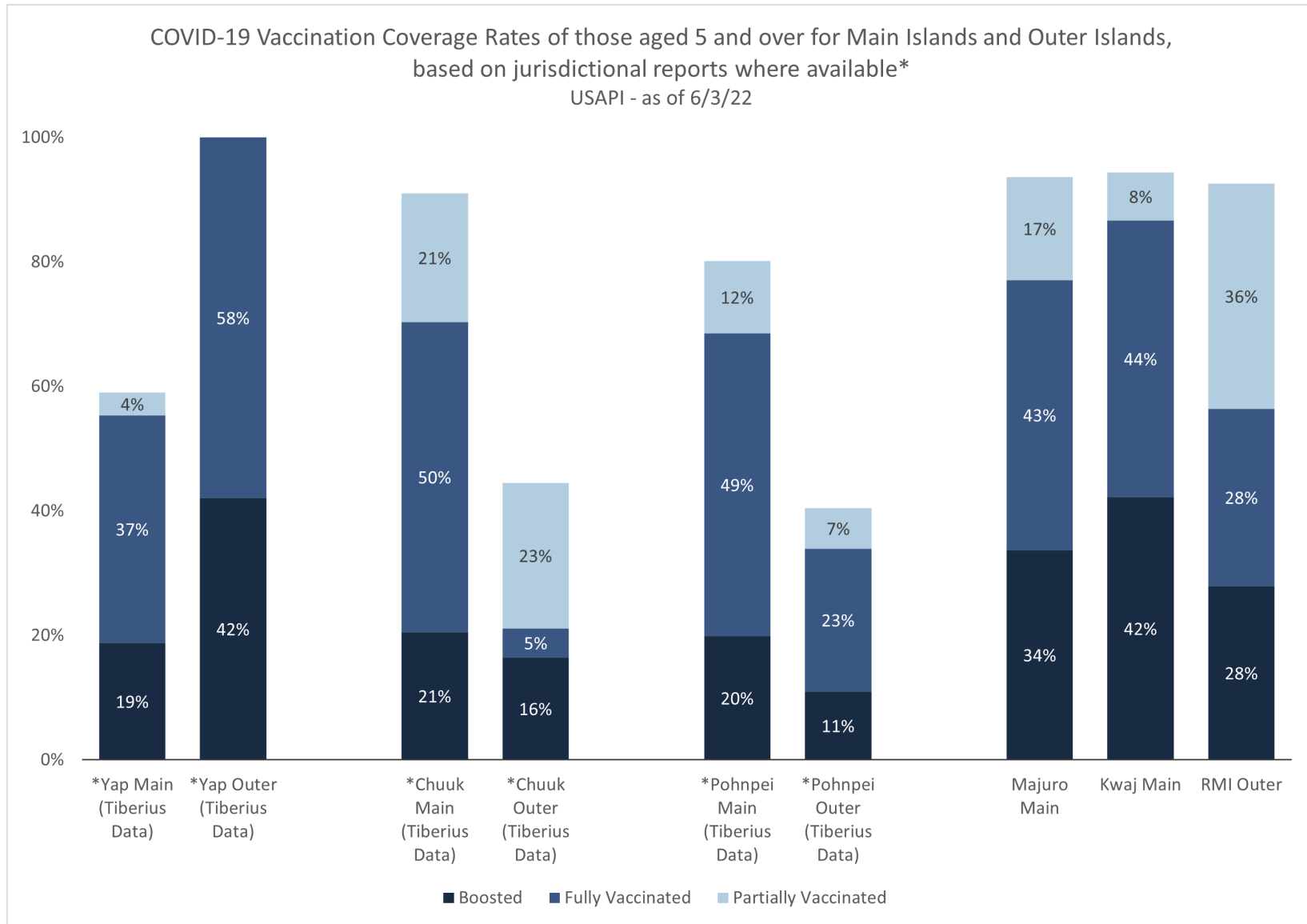


Metrics Include Jurisdiction, Pharmacy, and Federal Agency Data
Source: Tiberius Dataset "Administration - Admin Awardee - Reporting View"
Percentages are capped at 100%



Source: Tiberius Dataset "Administration - Admin Zip - Reporting View"
Percentages are capped at 100%

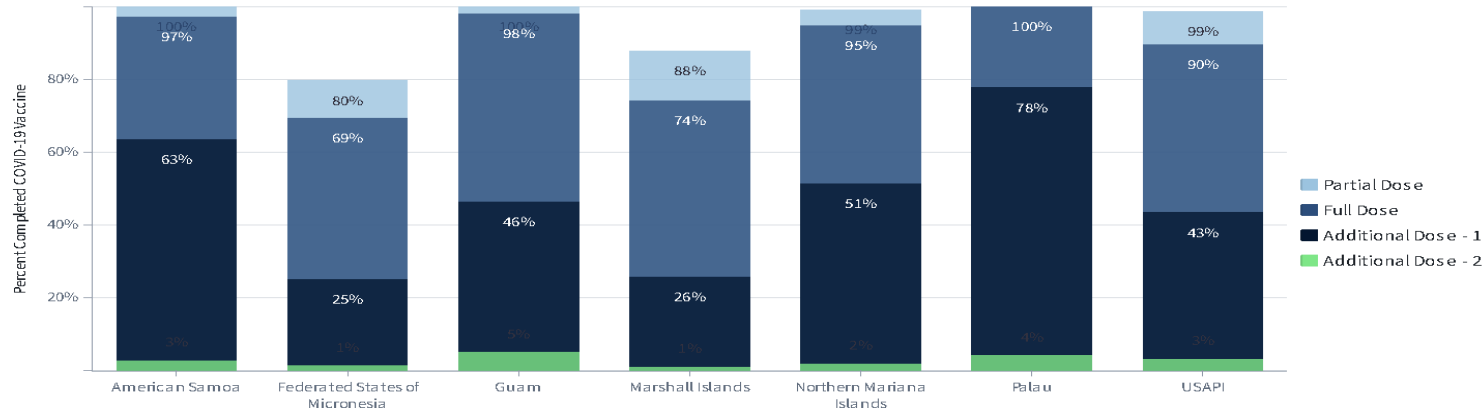
CDC/PIHOA one-on-one USAPI weekly check-ins
Week: 5/21/2022-6/3/2022



Percentages are capped at 100%

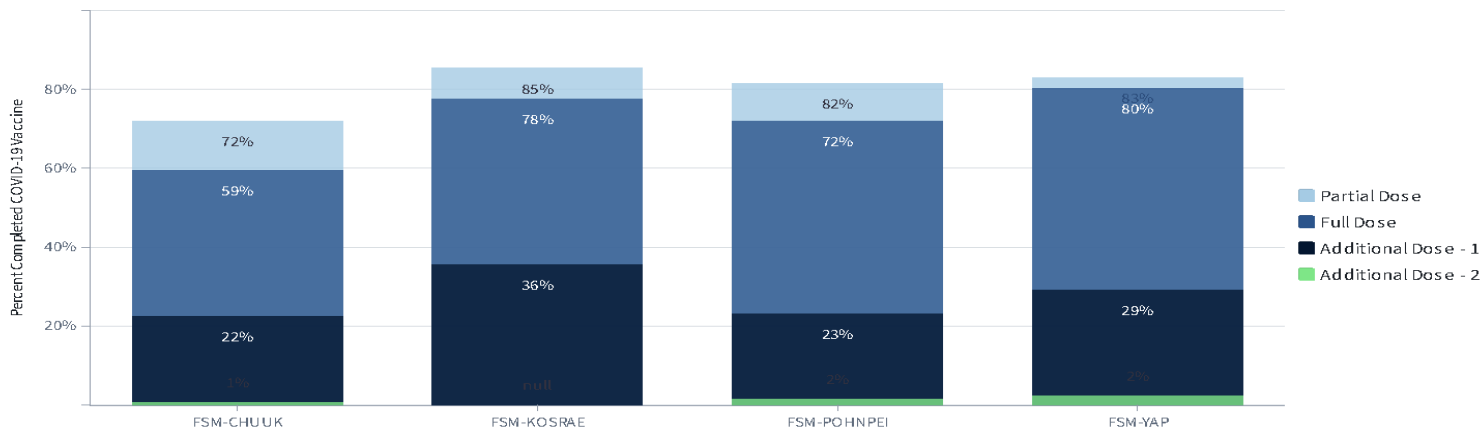
CDC/PIHOA one-on-one USAPI weekly check-ins Week: 5/21/2022-6/3/2022

Striving for 80% USAPI 12+ COVID-19 Vaccine Progress



Metrics Include Jurisdiction, Pharmacy, and Federal Agency Data
Source: Tiberius Dataset "Administration - Admin Awardee - Reporting View"
Percentages are capped at 100%

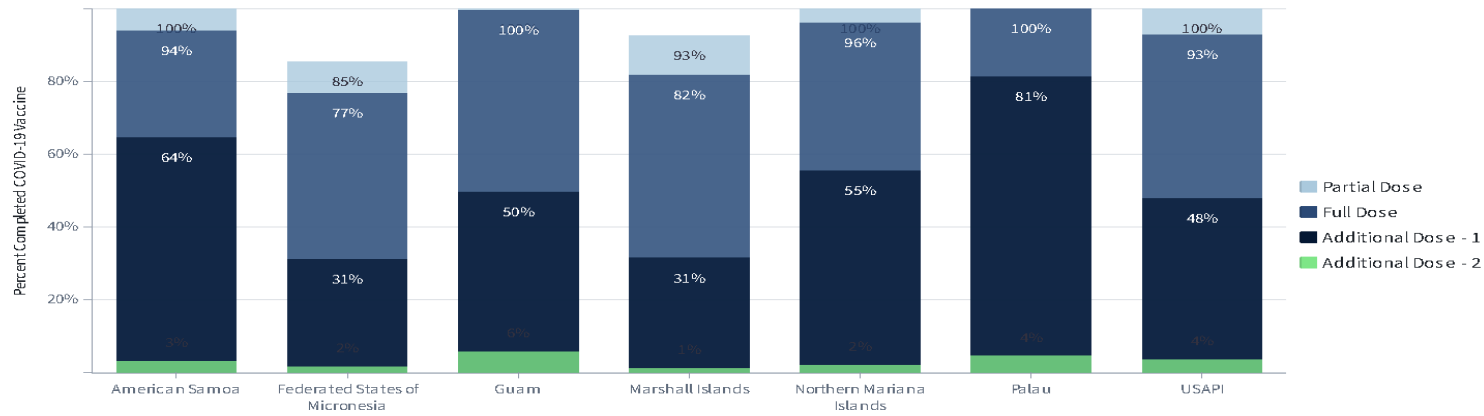
Striving for 80% USAPI 12+ COVID-19 Vaccine Progress (FSM States)



Source: Tiberius Dataset "Administration - Admin Zip - Reporting View"
Percentages are capped at 100%

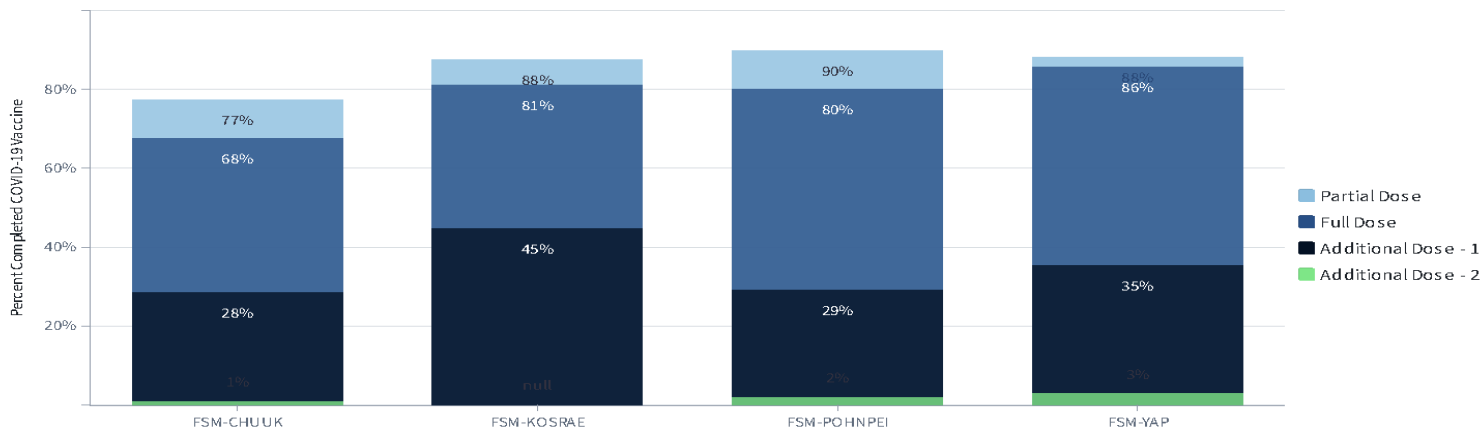
CDC/PIHOA one-on-one USAPI weekly check-ins Week: 5/21/2022-6/3/2022

Striving for 80%: USAPI 18+ COVID-19 Vaccine Progress



Metrics Include Jurisdiction, Pharmacy, and Federal Agency Data
Source: Tiberius Dataset "Administration - Admin Awardee - Reporting View"
Percentages are capped at 100%

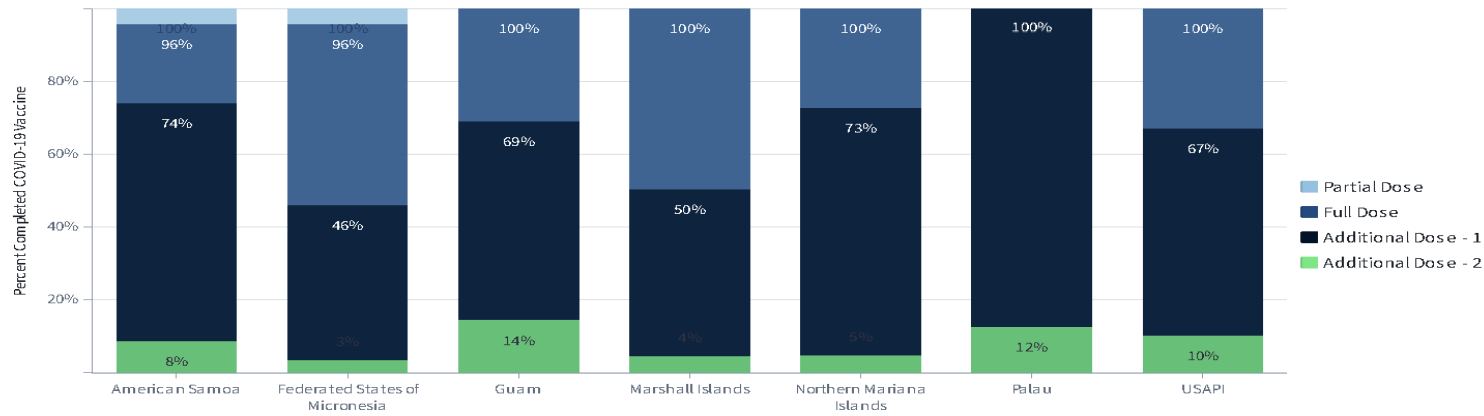
Striving for 80%: USAPI 18+ COVID-19 Vaccine Progress (FSM States)



Source: Tiberius Dataset "Administration - Admin Zip - Reporting View"
Percentages are capped at 100%

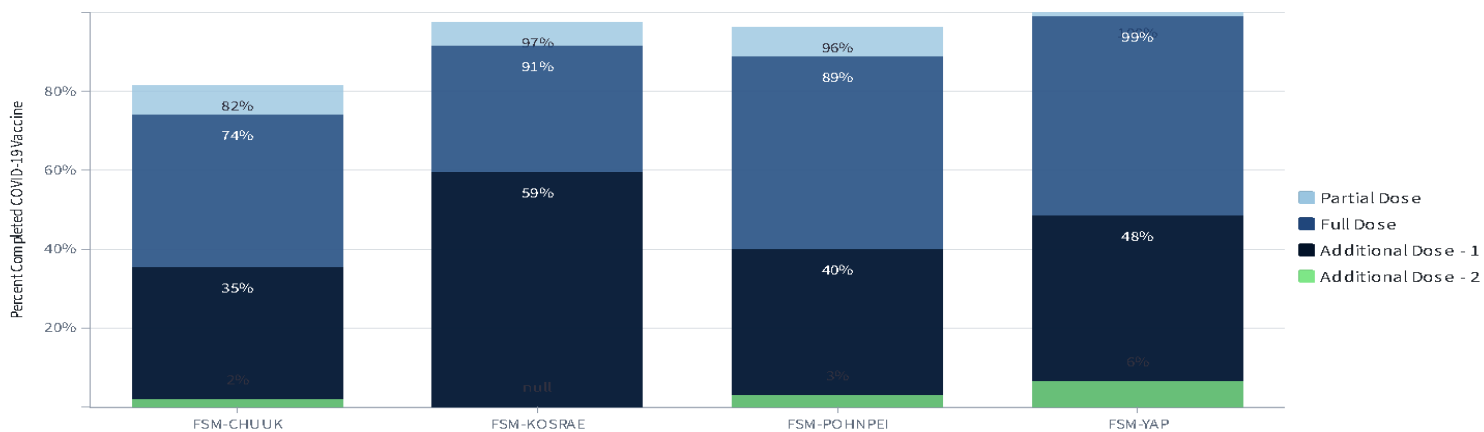
CDC/PIHOA one-on-one USAPI weekly check-ins Week: 5/21/2022-6/3/2022

USAPI COVID-19 Vaccine Progress: 50 yrs and over



Metrics Include Jurisdiction, Pharmacy, and Federal Agency Data
Source: Tiberius Dataset "Administration - Admin Awardee - Reporting View"
Percentages are capped at 100%

USAPI COVID-19 Vaccine Progress: 50 yrs and over (FSM States)



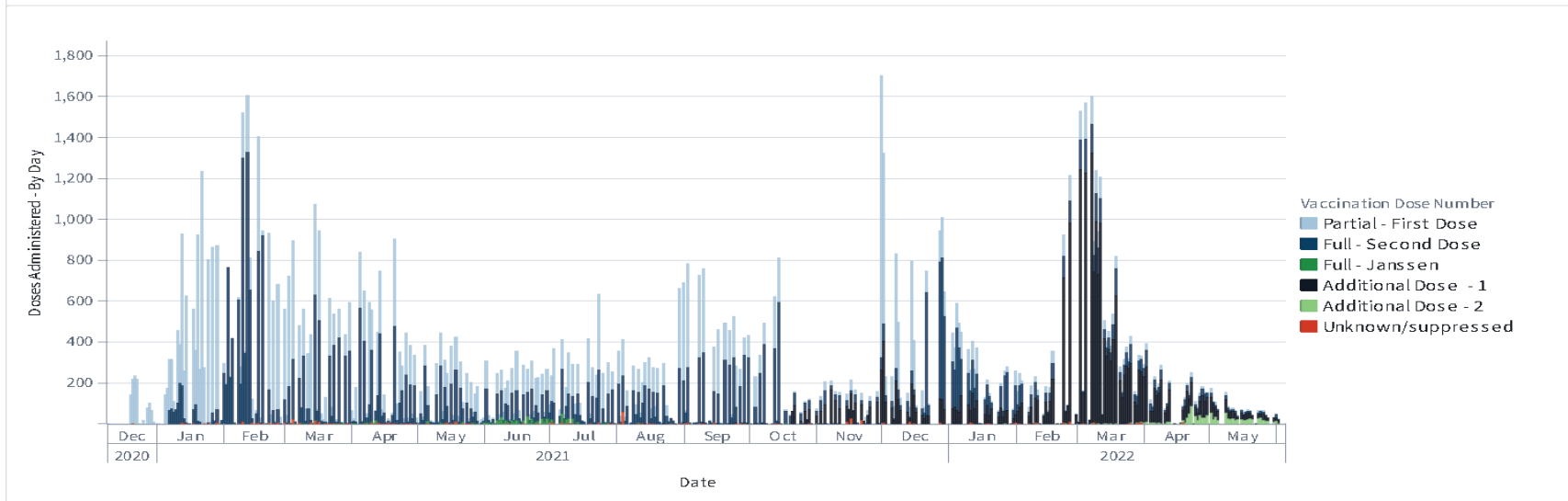
Source: Tiberius Dataset "Administration - Admin Zip - Reporting View"
Percentages are capped at 100%

CDC/PIHOA one-on-one USAPI weekly check-ins
Week: 5/21/2022-6/3/2022

By Jurisdiction:

American Samoa

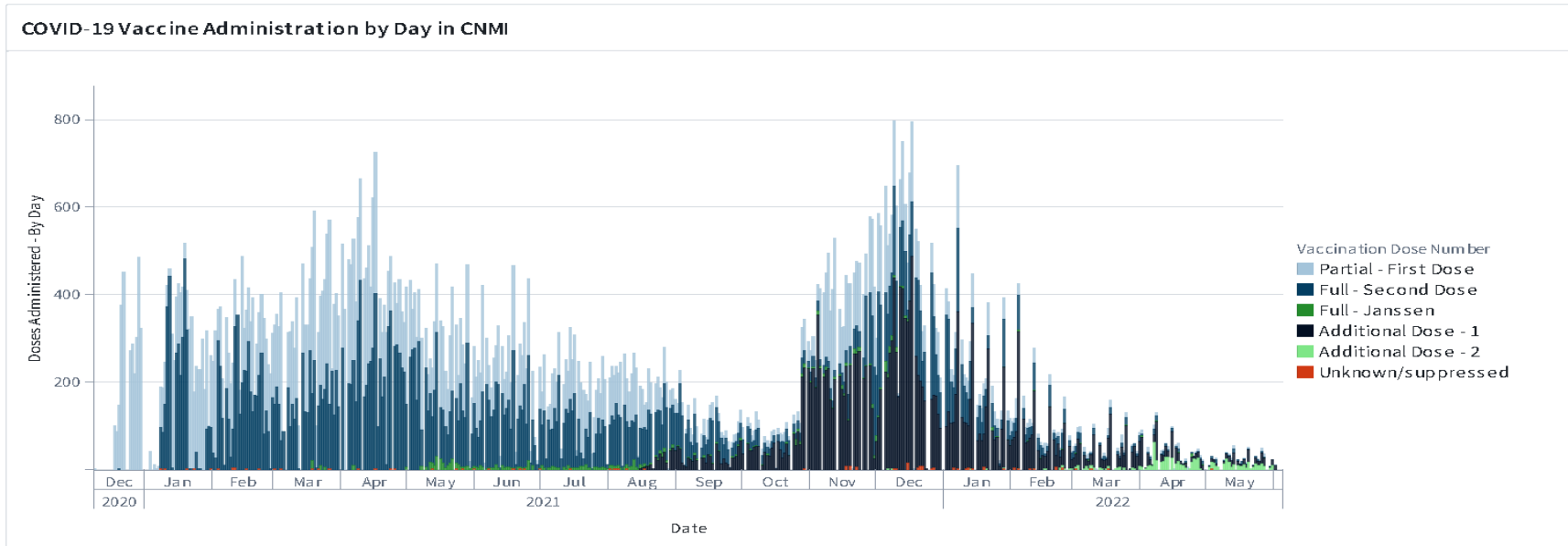
COVID-19 Vaccine Administration by Day in American Samoa



Source: Tiberius Dataset "Administration - Admin Awardee - Reporting View"

CDC/PIHOA one-on-one USAPI weekly check-ins
Week: 5/21/2022-6/3/2022

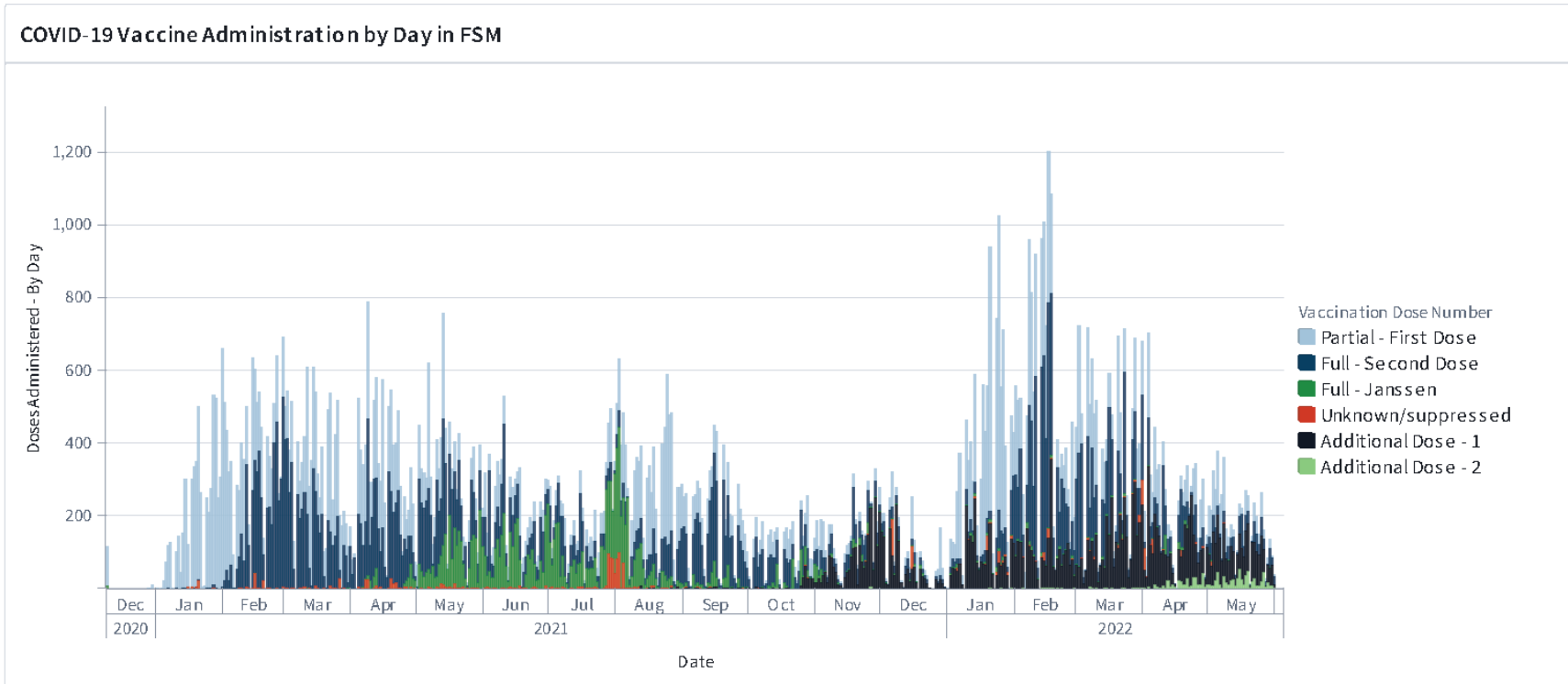
Commonwealth of the Northern Mariana Islands



Source: Tiberius Dataset "Administration - Admin Awardee - Reporting View"

CDC/PIHOA one-on-one USAPI weekly check-ins
Week: 5/21/2022-6/3/2022

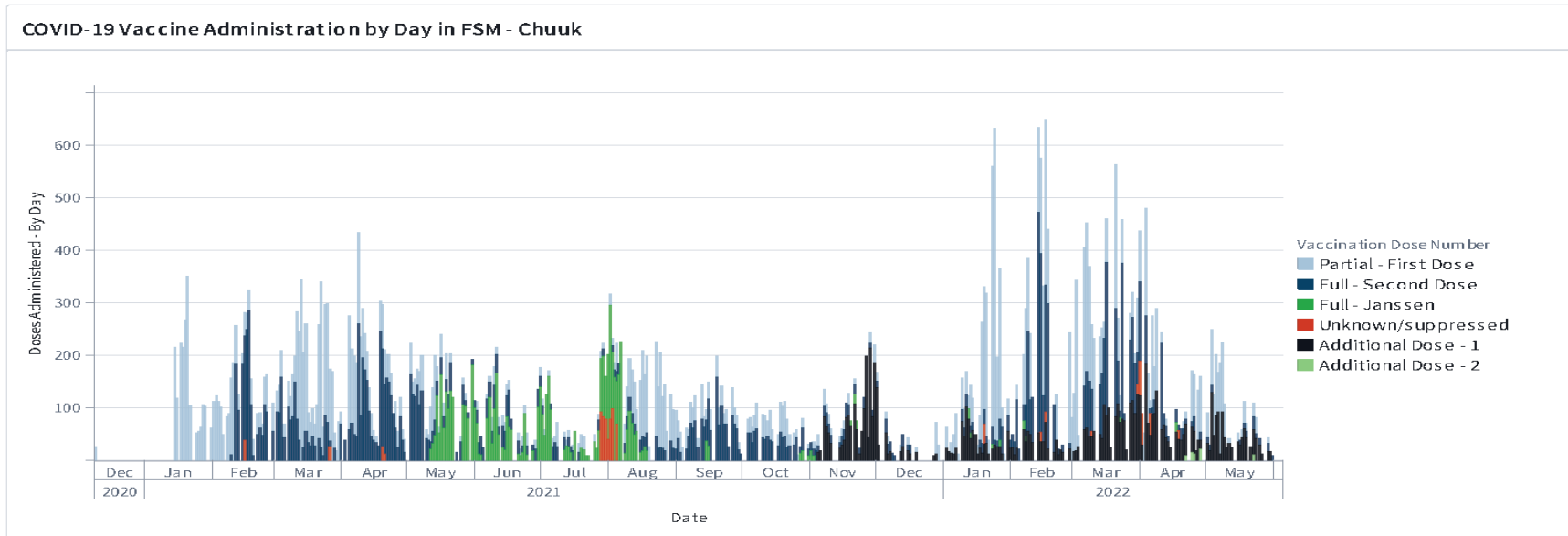
Federated States of Micronesia



Source: Tiberius Dataset "Administration - Admin Awardee - Reporting View"

CDC/PIHOA one-on-one USAPI weekly check-ins
Week: 5/21/2022-6/3/2022

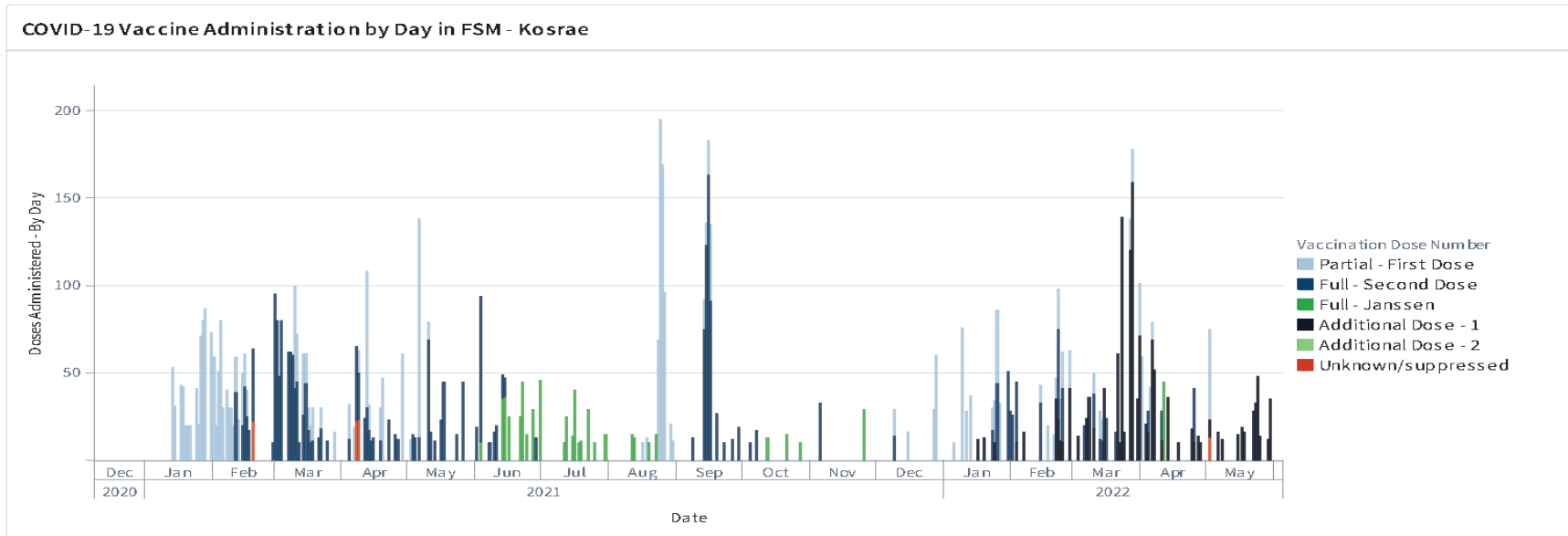
Chuuk



Source: Tiberius Dataset "Administration - Admin Zip - Reporting View"

CDC/PIHOA one-on-one USAPI weekly check-ins
Week: 5/21/2022-6/3/2022

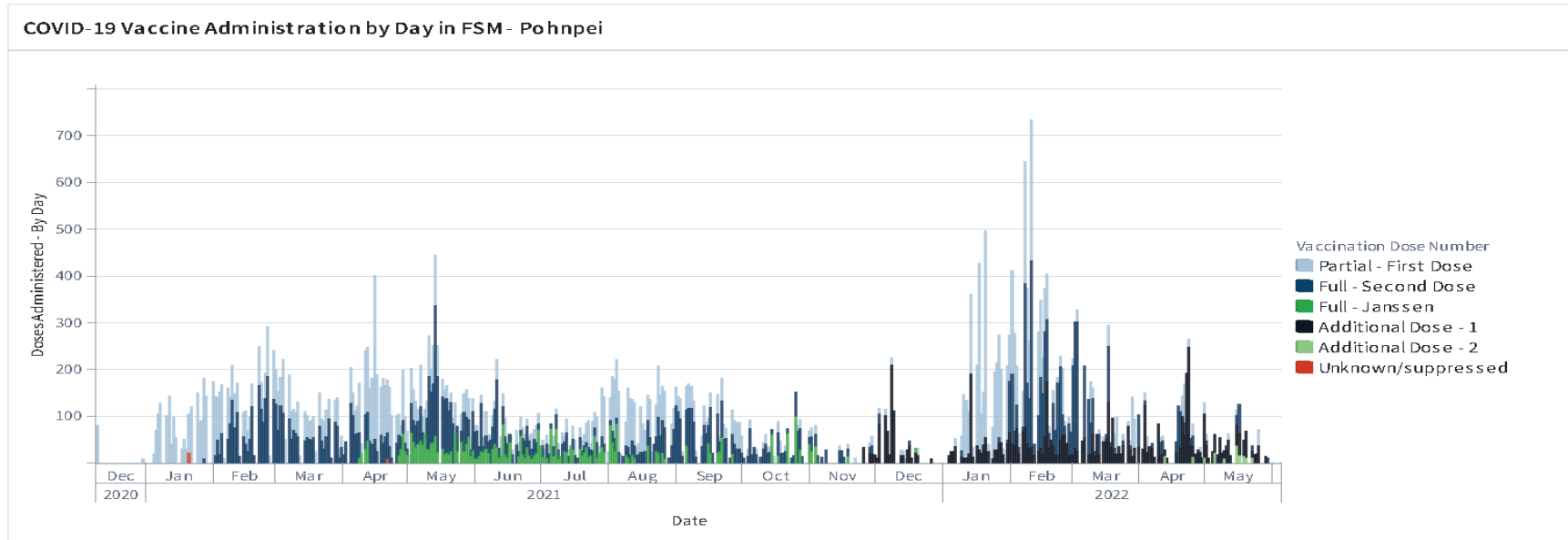
Kosrae



Source: Tiberius Dataset "Administration - Admin Zip - Reporting View"

CDC/PIHOA one-on-one USAPI weekly check-ins
Week: 5/21/2022-6/3/2022

Pohnpei

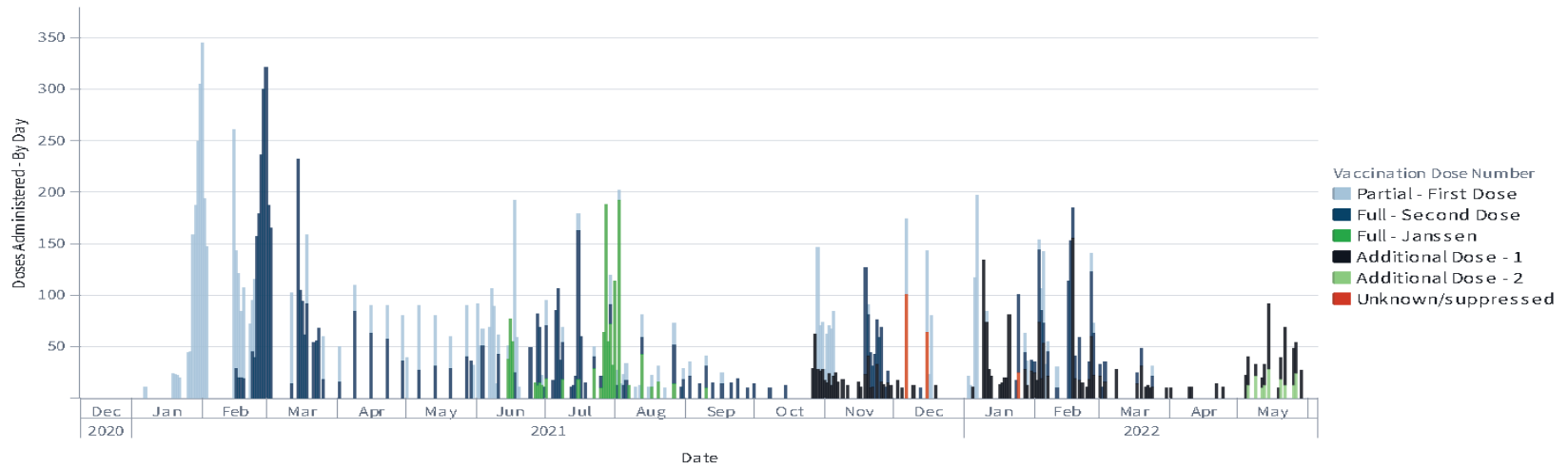


Source: Tiberius Dataset "Administration - Admin Zip - Reporting View"

CDC/PIHOA one-on-one USAPI weekly check-ins
Week: 5/21/2022-6/3/2022

Yap

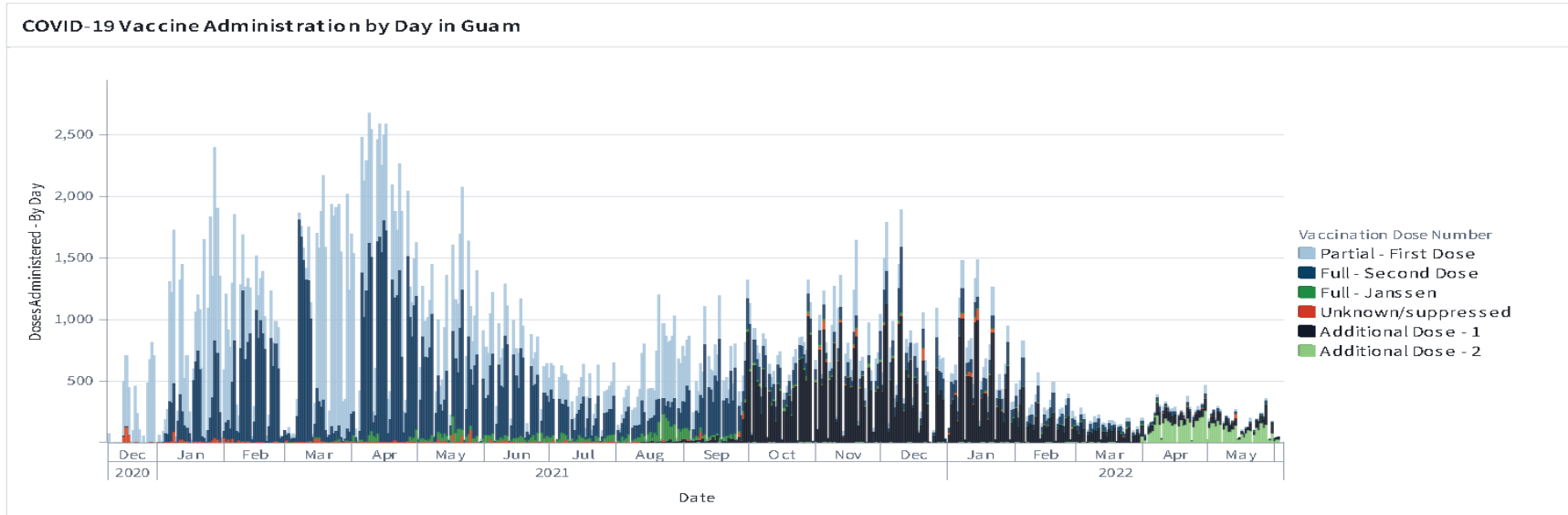
COVID- 19 Vaccine Administration by Day in FSM - Yap



Source: Tiberius Dataset "Administration - Admin Zip - Reporting View"

CDC/PIHOA one-on-one USAPI weekly check-ins
Week: 5/21/2022-6/3/2022

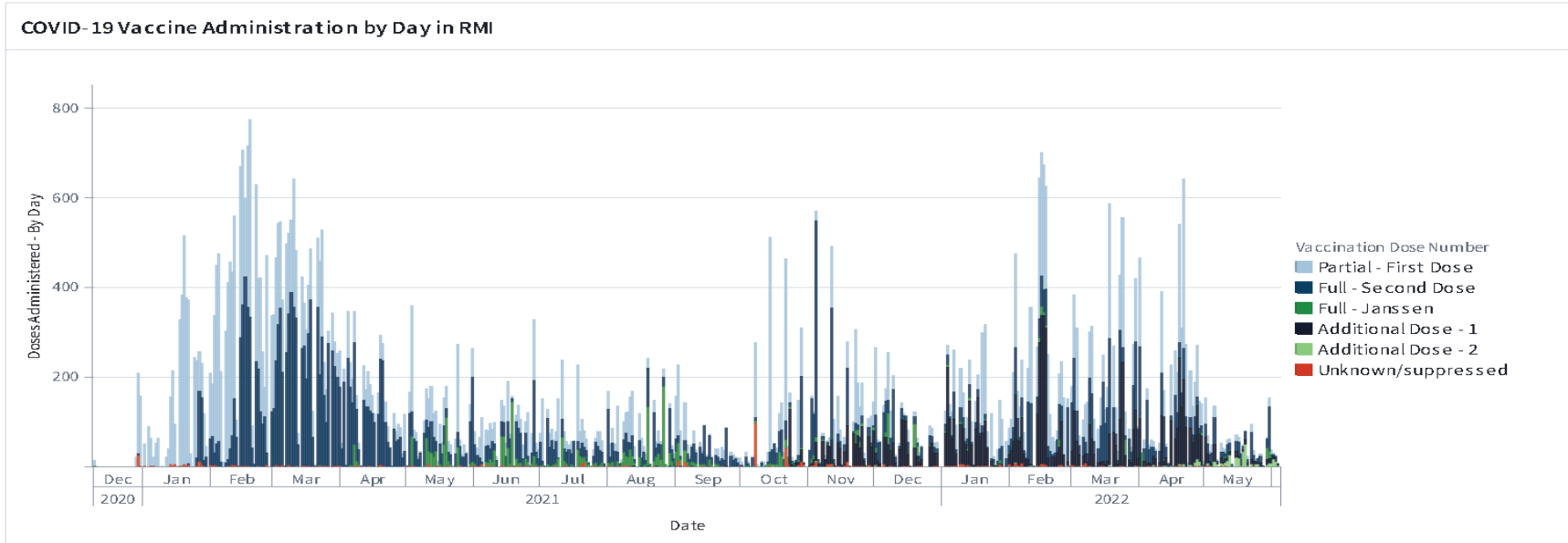
Guam



Source: Tiberius Dataset "Administration - Admin Awardee - Reporting View"
Metrics Include - Jurisdiction and Pharmacy Data, Exclude - Federal Agency Data

CDC/PIHOA one-on-one USAPI weekly check-ins
Week: 5/21/2022-6/3/2022

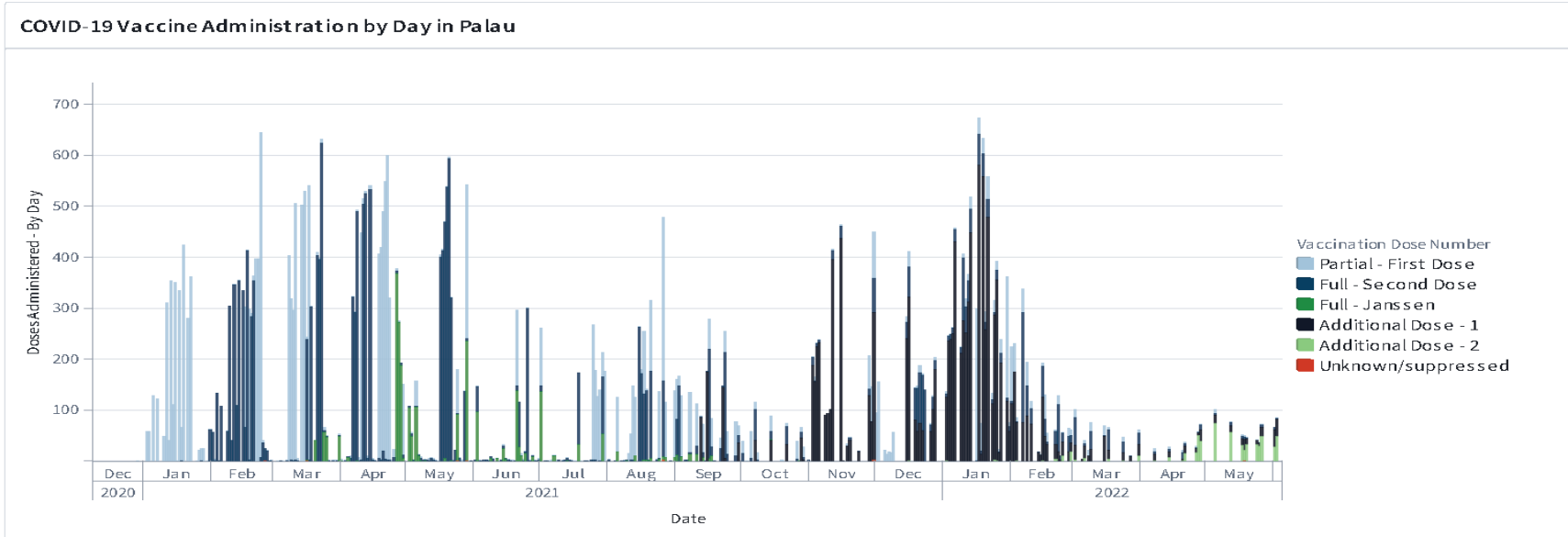
Republic of the Marshall Islands



Source: Tiberius Dataset "Administration - Admin Awardee - Reporting View"

CDC/PIHOA one-on-one USAPI weekly check-ins
Week: 5/21/2022-6/3/2022

Republic of Palau



Source: Tiberius Dataset "Administration - Admin Awardee - Reporting View"

CDC/PIHOA one-on-one USAPI weekly check-ins
Week: 5/21/2022-6/3/2022

Sources:

Population Metrics

Palau: 2015 census <https://www.palau.gov.pw/wp-content/uploads/2017/02/2015-Census-of-Population-Housing-Agriculture-.pdf>

FSM: 2010 census <https://www.fsmstatistics.fm/social/population-statistics/>

American Samoa: 2010 census <https://americansamoa.prism.spc.int/social/demography/population-by-age-group.html>

CNMI: 2015 census <https://cccguam.org/wp-content/uploads/CNMI-Statistical-Yearbook-2015-02.10.2017-nxp.pdf>

Guam: 2010 census <https://www.census.gov/data/datasets/2010/dec/guam.html>

RMI: 2010 census

FSM (States): 2010 census <https://www.fsmstatistics.fm/wp-content/uploads/2020/04/2010-Summary-Analysis-Key-Indicators.pdf>