

CDC/PIHOA one-on-one USAPI weekly check-ins
Week: 6/4/2022-6/17/2022

Regional Summary:

- COVID-19 cases
 - Guam has reported 50,608 total cases with 370 deaths and 49,680 recovered; 1,284 new cases (↑ from 636 last report) and 6 new deaths (↑ from 4 last report) in the last 14 days; 7-day average test positivity 11.3% (↑ from 7.8% last report); 7 hospitalized cases (↓ from 9 last report)
 - CNMI has reported 11,554 total cases with 34 deaths and 11,477 recovered; 158 new cases (↑ from 65 last report) and 0 new deaths (-- from 0 last report) in the last 14 days; 7-day average test positivity 4.3% (↑ from 1.8% last report); 0 hospitalized cases (-- from 0 last report)
 - American Samoa has reported 6,281 total cases with 31 deaths and 6,174 recovered; 150 new cases (↑ from 105 last report) and 0 new deaths this report (↓ from 1 last report); 2,596 (41%) treated with therapeutics; 3 cases hospitalized (↑ from 0 last report)
 - Palau has reported 5,181 total cases with 6 deaths and 4,545 recovered; 98 new cases (↓ from 116 last report) and 0 new deaths (-- from 0 last report) in the last 14 days; 0 cases hospitalized (-- from 0 last week)
 - FSM and RMI have had no community transmission with 4 new cases reported. In Chuuk, 4 new cases were identified in quarantine among the 5/30 repatriation cohort.

- COVID-19 Vaccine distribution summary (See USAPI Vaccine Summary with 22 updated tables and figures listed below)
 - Based on jurisdictional reports: a total of 320,704 people in the region are fully vaccinated (84.4% of all eligible individuals [5 and older]/ +0.4%)
 - An additional 30,604 people in the region are partially vaccinated (8.1% of eligible individuals in the region)
 - Based on data submitted into Tiberius via WebIZ: **93% of all people aged 5 years and older have had at least one dose of a COVID-19 vaccine; 83% are fully vaccinated; and 38% have an additional dose.**
 - Current percentages of eligible population **aged 5 and over** fully vaccinated (from Tiberius via WebIZ)
 - **American Samoa: 97% (--%)**
 - **FSM: Chuuk: 57% (+1%), Kosrae: 73% (--%), Pohnpei: 67% (--%), Yap: 75% (--%)**
 - **Guam: 91% (--%)**
 - **RMI: 64% (--%)**
 - **CNMI: 89% (--%)**
 - **Palau: 100% (--%)**
 - Current percentages of eligible population **aged 5 and over** with at least one additional dose (from Tiberius via WebIZ)
 - **American Samoa: 55% (+1%)**
 - **FSM: Chuuk: 20% (+2%), Kosrae: 33% (+4%), Pohnpei: 20% (+1%), Yap: 28% (+3%)**
 - **Guam: 42% (+1%)**
 - **RMI: 22% (+2%)**
 - **CNMI: 44% (--%)**
 - **Palau: 71% (+1%)**

COVID-19 Containment strategies

- Guam no longer requires quarantine for travelers and DPHSS has ceased processing travelers at ports of entry.
- CNMI is allowing vaccinated travelers to enter without quarantine, unvaccinated travelers must home quarantine for 5 days.
- Palau is running regular Guam and Taiwan flights for vaccinated travelers with negative PCR test within 3 days of departure to Palau or negative antigen test within 1 day of departure to Palau with a 4-day period of self-monitoring on arrival.
- American Samoa is running limited flights under the Talofa Pass system for vaccinated travelers with pre-departure testing (for travelers from outside the US and Samoa) and arrival testing for all travelers with 5 days of self-monitoring. American Samoa has not yet opened borders.
- RMI has regular repatriation flights ongoing with in-country quarantine of 14 days and testing requirements.
- FSM has resumed repatriation flights and has reduced quarantine to 3 days in Guam then at least 5 days in FSM (varies by state) with testing requirements.

CDC/PIHOA one-on-one USAPI weekly check-ins
Week: 6/4/2022-6/17/2022

USAPI	COVID-19 cases	Testing	Containment	Community Mitigation	Medical Surge Preparedness	Vaccine Updates (Jurisdictional Reports)
AS	6,281 total cases with 31 deaths and 6,174 recovered; 150 new cases (↑ from 105 last report) and 0 new deaths this report (↓ from 1 last report); 2,596 (41%) treated with therapeutics	Stocks as of 6/13/22: GeneXpert (1,871 available), Abbott ID NOW (3,048 available), ACCULA (4,700 available), BioFire (90 available), and Abbott Binax NOW (49,112 available) testing on-island; Weekly test count (6/6-6/12): 3,114 with 2.3% test positivity	Borders remain closed to normal travel; Talofa Pass travel for fully vaccinated persons with pre-departure testing (for travelers from outside the US and Samoa) and arrival testing for all travelers with 5 days of self-monitoring; regular flights from Hawaii ongoing	Current emergency declaration in effect until 6/27 – mandated mask use in buildings open to public, schools, public gatherings, and public transport; curfew 11 pm to 4:30 am; proof of vaccination required at restaurants, bars, etc.	3 cases hospitalized (↑ from 0 last report) 46 ventilators functional at LBJ, 132 beds, 7 ICU beds; 8 total isolation COVID beds in COVID tent outside of LBJ mAb in stock: 586 (Available: 438 REGEN-COV, 20 BAM/ETE, 35 Sotrovimab, 58 Evusheld, 35 Bebtelovimab) mAb used in past week: 16 Antivirals in stock: 2,336 (Available: 291 Molnupiravir, 2,045 Paxlovid) Antivirals used in past week: 1 Week (6/06–6/12)	Partially vaccinated: 2,087 (as of 6/5) Fully vaccinated: 42,154 (as of 6/5) Additional dose: 24,604 (as of 5/23) % 5+ fully vaccinated: 92.8% % 5+ at least one dose: 97.4% % 5+ w/ additional dose: 54.2%
CNMI	11,554 total cases with 34 deaths and 11,477 recovered; 158 new cases (↑ from 65 last report) and 0 new deaths this report (-- from 0 last report)	Stocks as of 5/6/22: Abbott ID NOW (264 available), GeneXpert (5,000 available), Abbott Binax NOW (5,100 available), Biofire (360 available), and Solgent (1,500 available) testing on-island; 1,922 tests run in past week; 7-day average test positivity 4.3% (↑ from 1.8% last report)	Travelers are no longer required to undergo testing; unvaccinated travelers must complete 5 days of home quarantine on arrival; international travelers must complete mandatory health declaration form	CDC COVID-19 Community Level – LOW, therefore limited mitigation measures in place	1 hospitalized case (↑ from 0 last report) 46 usable ventilators; at CHCC- 75 hospital beds, 8 ICU beds mAb in stock: 1,062 (Available: 372 REGEN-COV, 102 BAM/ETE, 0 Sotrovimab, 272 Evusheld, 316 Bebtelovimab) mAb used in past week: 0 Antivirals in stock: 1,038 (Available: 432 Molnupiravir, 606 Paxlovid) Antivirals used in past week: 2 Week (6/06–6/12)	Partially vaccinated: 867 (as of 6/17) Fully vaccinated: 43,961 (as of 6/17) Additional dose: 23,394 (as of 6/17) % 5+ fully vaccinated: >100% % 5+ w/ additional dose: 54.3%

CDC/PIHOA one-on-one USAPI weekly check-ins
Week: 6/4/2022-6/17/2022

Guam	50,608 total cases with 370 deaths and 49,680 recovered; 1,284 new cases (↑ from 636 last report) and 6 new deaths this report (↑ from 4 last report)	Stocks as of 6/3/22: Abbott Binax NOW (5,900 available), Abbott ID NOW (5,914 available), BD Veritor (1,371 available), Flowflex (13,891 available), BioFire (57 available), GeneXpert (3,072 available), and ABI 7500 (46,483 available); 491,238 diagnostic tests conducted; 5,938 this week; 7-day average test positivity 11.3% (↑ from 7.8% last report)	Quarantine requirement for all travelers lifted 3/30/22; DPHSS ceased processing of travelers; 558 cases in isolation (425 home isolation, 126 military isolation, 7 hospitalized)	CDC COVID-19 Community Level – MEDIUM, social distancing requirements remain in place; mask mandate and gathering limits lifted	7 hospitalized cases (↓ from 9 last report) mAb in stock: 685 (Available: 27 REGEN-COV, 140 BAM/ETE, 154 Sotrovimab, 96 Evusheld, 268 Bebtelovimab) mAb used in past week: 0 Antivirals in stock: 609 (Available: 519 Molnupiravir, 90 Paxlovid) Antivirals used in past week: 0 Week (6/06–6/12)	Partially vaccinated: 5,534 (as of 6/17) Fully vaccinated: 125,366 (as of 6/17) Additional dose: 60,845 (as of 6/17) % 5+ fully vaccinated: 89.5% % 5+ at least one dose: 93.5% % 5+ w/ additional dose: 43.4%
Chuuk	4 new cases identified in quarantine from repatriation group that arrived on 5/30; 2 treated with therapeutics	Stocks as of 6/15/22: GeneXpert (420 available), Abbott Binax NOW (106 available), and BioFire (39 available) testing on-island; travel testing with antigen, frontline workers sporadic testing; running ~90 tests per week	Borders remain closed; repatriation ongoing with 3 days of quarantine in Guam then 10 days in Chuuk; 8 total repatriation groups; most recent group - 61 individuals repatriated on 5/30 whose quarantine was extended to 14 days after cases were identified	Education is being conducted in communities; risk communication ongoing with repatriation; social distancing is being encouraged but not enforced	21 working ventilators at hospital (12 LTV FEMA, 3 Hamilton); 104 beds in shared wards, 9 ICU beds, 14 beds in isolation rooms, no negative air flow, 6 dedicated PUI/COVID-19 rooms + plan to use for mAb; mAb stock on-island (24 vials Evusheld, 3 boxes Sotrovimab), new shipment arrived 6/10 and was being processed	Partially vaccinated: 8,957 (as of 6/17) Fully vaccinated: 24,911 (as of 6/17) Additional dose: 8,907 (as of 6/17) % 5+ fully vaccinated: 57.1% % 5+ at least one dose: 77.7% % 5+ w/ additional dose: 20.4%

CDC/PIHOA one-on-one USAPI weekly check-ins

Week: 6/4/2022-6/17/2022

Kosrae	5 cases (5 imported; all identified in facility quarantine)	Stocks as of 6/16/22: Abbott ID NOW (72 available), GeneXpert (1,740 available), BD Veritor (150 available), Panbio (462 available), and Abbott Binax NOW (11,952 available) testing on-island; mostly travel testing currently; running ~50 tests per week	Borders remain closed; repatriation flights ongoing (11 total conducted) with most recent on 6/6, next scheduled for 6/20; FSM repat protocols recently revised to 3 days quarantine in Guam then 10 days in Kosrae with testing	Community-level education by Risk Communication Committee; social distancing is being encouraged but not enforced Roadside and village vaccination campaigns ongoing in partnership with UNICEF - ~400 people boosted in one week	3 FEMA vents on-island; 45 hospital beds (2 ICU), 5 isolation rooms with no negative air flow; new quarantine facility completed; working to upgrade oxygen generator; 100 cylinders filled; WHO coord. medical oxygen donation with 200 cylinders in at least 6 mos; low supplies of PPE on-island Therapeutic stocks on-island: 16 REGEN-COV, 51 Sotrovimab, 72 Evusheld, 73 Bebtelovimab, 60 Molnupiravir, 365 Paxlovid	<p>Partially vaccinated: 740 (as of 6/17)</p> <p>Fully vaccinated: 4,447 (as of 6/17)</p> <p>Additional dose: 1,990 (as of 6/17)</p> <p>% 5+ fully vaccinated: 74.9%</p> <p>% 5+ at least one dose: 87.3%</p> <p>% 5+ w/ additional dose: 33.5%</p>
Pohnpei	3 cases identified in in-country quarantine from 5/28 repatriation flight	Stocks as of 6/1/22: GeneXpert (600 available), and Abbott Binax NOW (2,000 available) testing on-island; mostly travel testing currently; running ~90 tests per week	Borders remain closed; several small repatriation flights have been conducted from Guam; FSM repat protocols recently revised to 3 days quarantine in Guam and 5 days in Pohnpei with testing	Designated team developed for risk communication and currently conducting community education	14 total vents; 98 hospital beds (no ICU beds), 4 isolation rooms at hospital with negative air flow; MMA isolation center near the airport with 40 units; China Star hotel is a quarantine site (26 rooms) Therapeutics for all of FSM mAb in stock: 1,014 (Available: 400 REGEN-COV, 50 BAM/ETE, 192 Sotrovimab, 192 Evusheld, 180 Bebtelovimab) mAb used in past week: 0 Antivirals in stock: 668 (Available: 288 Molnupiravir, 380 Paxlovid) Antivirals used in past week: 0 Week (6/06–6/12)	<p>Partially vaccinated: 3,727 (as of 6/17)</p> <p>Fully vaccinated: 22,120 (as of 6/17)</p> <p>Additional dose: 6,470 (as of 6/17)</p> <p>% 5+ fully vaccinated: 67.5%</p> <p>% 5+ at least one dose: 78.9%</p> <p>% 5+ w/ additional dose: 19.8%</p>

CDC/PIHOA one-on-one USAPI weekly check-ins

Week: 6/4/2022-6/17/2022

Yap	0 cases	Stocks as of 5/18/22: GeneXpert (3,560 available), BD Veritor (990 available), Abbott Binax NOW (1,200 available), and BioFire (61 available) testing on-island; mainly travel and frontline testing; 4,427 tests to date, all negative; run ~50 tests/week; continue testing travelers and patients with respiratory illness	Borders remain closed; repatriation protocols include 3 days quarantine in Guam and 5 days in Yap with testing; most recent repatriation flight arrived 6/8 with 51 pax Two Test-to-Treat sites have been identified and planning in ongoing	Social distancing is being encouraged but not enforced; community education is ongoing (currently focused on vaccines) and expanded to outer islands	20 working ventilators on-island; 38 hospital beds, 2 isolation rooms with negative air flow; working to establish permanent quarantine and isolation facilities; working on improved iso wards and oxygen generation facility Therapeutic stocks on-island: 3pks REGEN-COV, 48 vials Sotrovimab, 13 vials Evusheld, 2mL Bebtelovimab, 40x40s Molnupiravir	Partially vaccinated: 868 (as of 6/17) Fully vaccinated: 7,977 (as of 6/17) Additional dose: 3,039 (as of 6/17) % 5+ fully vaccinated: 76.5% % 5+ at least one dose: 84.8% % 5+ w/ additional dose: 29.1%
Palau	5,181 total cases with 6 deaths and 4,545 recovered; 98 new cases (↓ from 116 last report) and 0 new deaths this report (-- from 0 last report)	Stocks as of 4/22/22: Abbott Binax NOW (11,640 available), Abbott ID NOW (1,344 available), GeneXpert (5,100 available), Roche Cobas (1,680 available), BioFire (270 available), and VTRUST antigen (10,100 available), and testing on-island; 59,305 total tests conducted; 4,971 tests run in last 14 days week	Some passenger flights (Guam, Taiwan) and military flights ongoing; Effective May 30, vaccinated travelers may enter with negative test within 3 days (PCR) or one day (antigen) with self-monitoring for 4 days; 636 active cases in isolation; offer testing on day 5 and day 10 to end isolation	Mandated face mask wearing in all indoor facilities, at all outdoor gatherings of 20+ people, physical distancing of 3 feet	0 cases hospitalized (-- from 0 last report) 80 hospital beds, 4 ICU beds, 5 isolation rooms with negative air flow; various quarantine sites available; 36 working ventilators on-island mAb in stock: 750 (Available: 306 REGEN-COV, 68 BAM/ETE, 89 Sotrovimab, 133 Evusheld, 154 Bebtelovimab) mAb used in past week: 3 Antivirals in stock: 655 (Available: 159 Molnupiravir, 496 Paxlovid) Antivirals used in past week: 8 Week (6/06–6/12)	Fully vaccinated: 18,095 (as of 6/17) Additional dose: 12,152 (as of 6/17) % 5+ fully vaccinated: >100% % 5+ w/ additional dose: 72.8%

CDC/PIHOA one-on-one USAPI weekly check-ins

Week: 6/4/2022-6/17/2022

<p>RMI- Majuro +OI</p>	<p>0 cases</p>	<p>Stocks as of 6/16/22: GeneXpert (1,799 available), BioFire (19 available), Abbott Binax NOW (23,854 available), Abbott ID NOW (236 available), Flowflex (1,438 available), and BD Veritor (0 available) testing on-island; testing mostly being conducted for travelers; ~300-500 tests per month</p>	<p>Borders are closed until at least 6/30/22; Travel Advisory #39 in effect; HNL repat is ongoing w/ Safe Travel Program registration, pre-arrival testing, 14 days facility Q in RMI w/ testing on days 3,7,14]; Safe Travel Program: 1,420 individuals released, 56 in quarantine; Marine Sector Quarantine: 132 individuals released, 0 in quarantine</p>	<p>COVID-19 Condition Level Yellow – (Low Risk to communities); multiple media strategies including community meetings; normal activities have resumed; social distancing being encouraged but not enforced</p>	<p>44 total vents on-island (37 reserved for COVID-19); 108 hospital beds (3 ICU), 8 isolation rooms (1 with negative air flow); new isolation building (8 isolation rooms with negative air flow) completed; new quarantine facility (24 beds) built, old facility still usable (80 beds)</p> <p>Therapeutics for all of RMI mAb in stock: 1,110 (Available: 96 REGEN-COV, 0 BAM/ETE, 300 Sotrovimab, 384 Evusheld, 330 Bebtelovimab) mAb used in past week: 0 Antivirals in stock: 1,591 (Available: 282 Molnupiravir, 1,309 Paxlovid) Antivirals used in past week: 2 Week (6/06–6/12)</p>	<p>Partially vaccinated: 7,334 (as of 6/15)</p> <p>Fully vaccinated: 23,630 (as of 6/15)</p> <p>Additional dose: 10,862 (as of 6/15)</p> <p>% 5+ fully vaccinated: 72.3%</p> <p>% 5+ at least one dose: 94.8%</p> <p>% 5+ w/ additional dose: 33.2%</p>
<p>RMI- Kwaj</p>	<p>14 cases (14 imported; all identified in facility quarantine); no active cases</p>	<p>Stocks as of 6/13/22: GeneXpert (324 available), BioFire (137 available), and Abbott Binax NOW (160 available) testing on-island including Ebeye hospital and KLQC quarantine laboratory; testing mostly being conducted for travelers; ~100 tests per month</p>	<p>Borders are closed until at least 6/30/22; Travel Advisory #39 in effect; 2,081 individuals have been repatriated to Kwajalein base; 64 in quarantine</p>	<p>Limited social distancing occurring but implementing some safety measures</p>	<p>14 vents on-island; isolation facility is being built and renovated TB trailer is being prepared (6 beds) for temporary isolation</p> <p>Therapeutics on-island: 56 REGEN-COV, 32 BAM/ETE combo, 12 Sotrovimab, 72 Evusheld, 30 Bebtolovimab, 190 Molnupiravir, 513 Paxlovid</p>	<p>Partially vaccinated: 490 (as of 6/15)</p> <p>Fully vaccinated: 8,043 (as of 6/15)</p> <p>Additional dose: 4,266 (as of 6/15)</p> <p>% 5+ fully vaccinated: 87.0%</p> <p>% 5+ at least one dose: 92.3%</p> <p>% 5+ w/ additional dose: 46.1%</p>

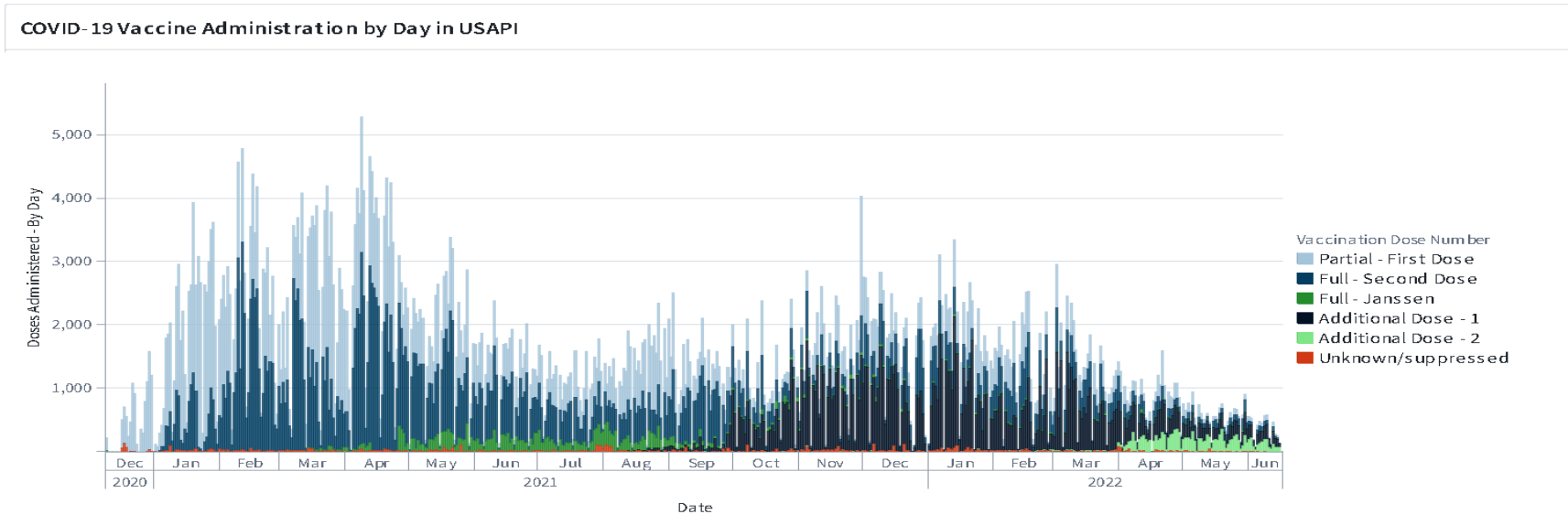
CDC/PIHOA one-on-one USAPI weekly check-ins
Week: 6/4/2022-6/17/2022

USAPI Vaccine Summary Tables and Charts:

*Note that all data except for those detailing Outer Island coverage rates comes directly from Tiberius. Thank you to Katrina Myers and the entire USAPI Tiberius Team for helping assemble "Dr. B's Famous Slide-set." Thank you to the jurisdictions who enter this data into WebIZ each day to keep it up to date.

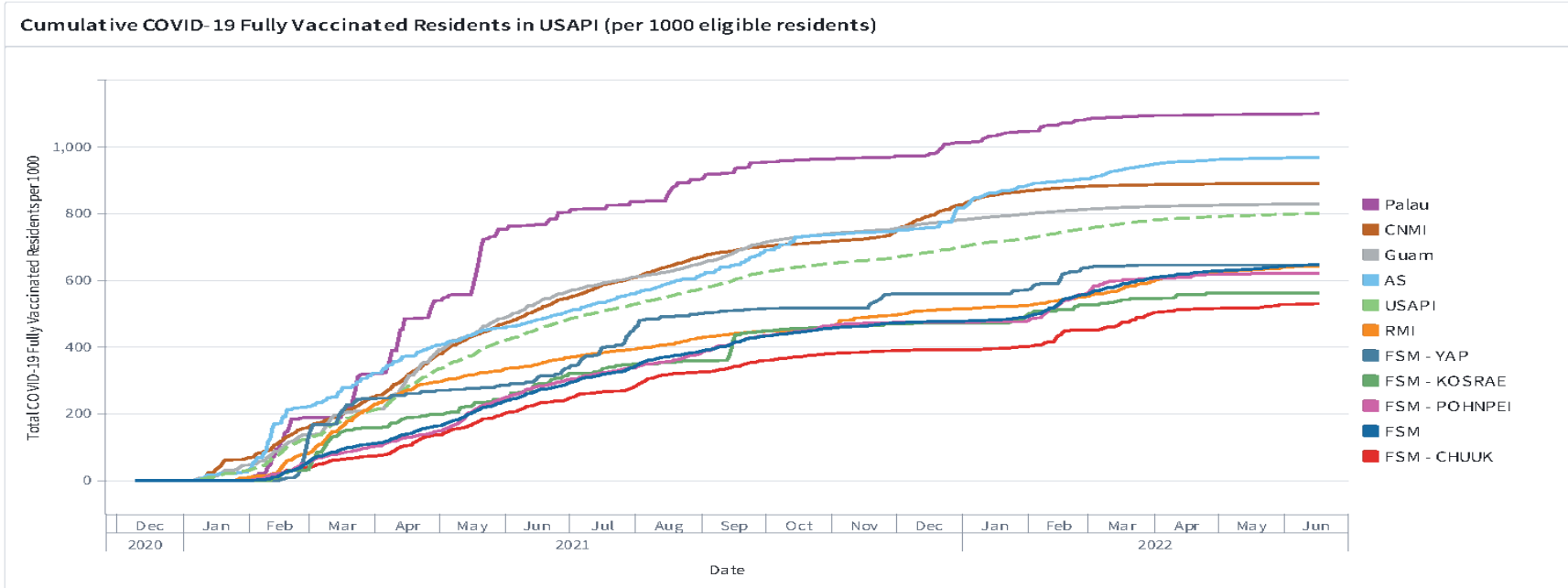
*Outer Island data was provided by each jurisdiction based on their outer island outreach activities. Because of this, there may be discrepancies between the two data sets (Tiberius and the Jurisdiction Outer Island Data). Also, some jurisdictions have yet to report their data in detail. Thank you to Dr. Haley Cash for assembling the Outer Island table and each of the jurisdictions for collecting and reporting this unique, yet important data.

US-affiliated Pacific Islands Region



Source: Tiberius Dataset "Administration - Admin Awardee - Reporting View"
Metrics Include - Jurisdiction and Pharmacy Data, Exclude - Federal Agency Data

CDC/PIHOA one-on-one USAPI weekly check-ins Week: 6/4/2022-6/17/2022



Metrics Include - Jurisdiction and Pharmacy Data, Exclude - Federal Agency Data

Eligible Population - 5+ yrs

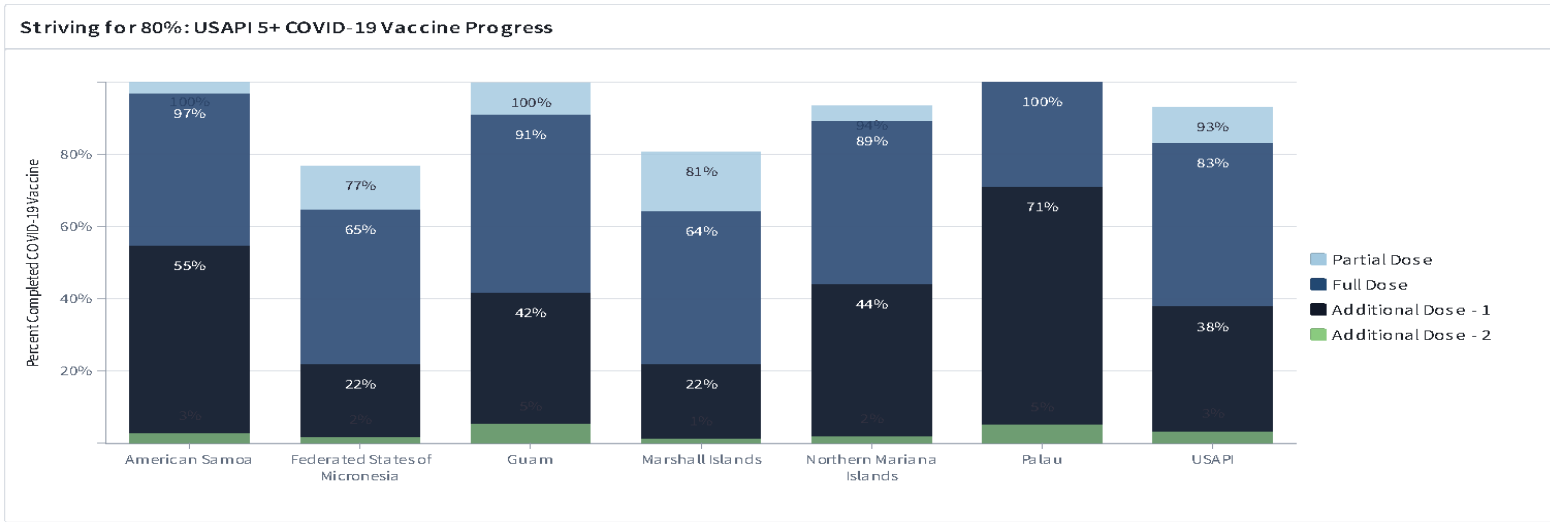
Source: Tiberius Dataset "Awardee Vaccine Metrics - Reporting View"

CDC/PIHOA one-on-one USAPI weekly check-ins
Week: 6/4/2022-6/17/2022

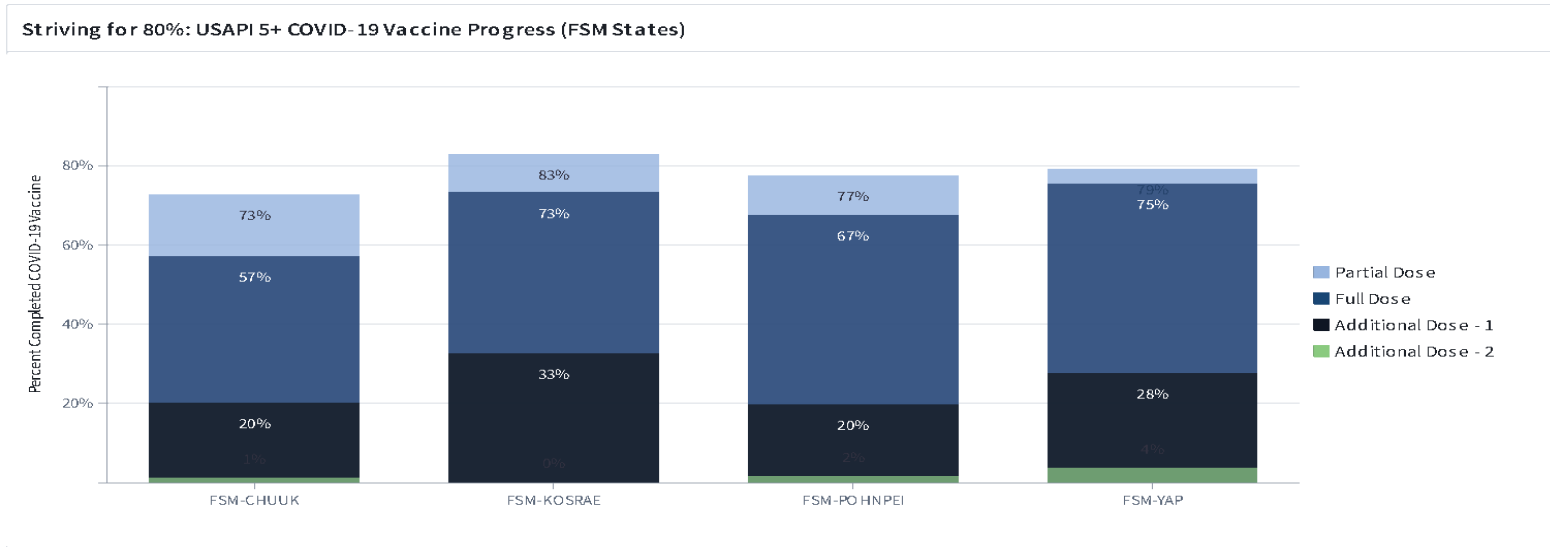
Jurisdiction	Population Aged 5+	Partially Vaccinated	Pct Partially Vaccinated	Fully Vaccinated	Pct Fully Vaccinated	1st Add'l. Doses	Pct With 1st Add'l. Dose	2nd Add'l. Doses	Pct With 2nd Add'l. Dose	Not Vaccinated	Pct Not Vaccinated
American Samoa	43,110	45,181	100%	41,753	97%	23,515	55%	1,089	3%	0	0%
FSM-CHUUK	43,093	31,357	73%	24,623	57%	8,640	20%	488	1%	11,736	27%
FSM-KOSRAE	5,861	4,878	83%	4,302	73%	1,916	33%	28	0%	983	17%
FSM-POHNPEI	32,193	24,973	78%	21,726	67%	6,348	20%	496	2%	7,220	22%
FSM-YAP	10,226	8,105	79%	7,717	75%	2,847	28%	366	4%	2,121	21%
Guam	154,941	154,876	100%	140,967	91%	64,539	42%	8,014	5%	65	0%
Marshall Islands	45,415	36,729	81%	29,208	64%	9,881	22%	487	1%	8,686	19%
Northern Mariana Islands	48,632	45,524	94%	43,357	89%	21,427	44%	813	2%	3,108	6%
Palau	16,451	20,305	100%	18,098	100%	11,662	71%	811	5%	0	0%
USAPI	399,319	371,928	93%	331,751	83%	150,775	38%	12,592	3%	27,391	7%

Abbreviations: Pct – Percent, Addt'l. – Additional

CDC/PIHOA one-on-one USAPI weekly check-ins Week: 6/4/2022-6/17/2022

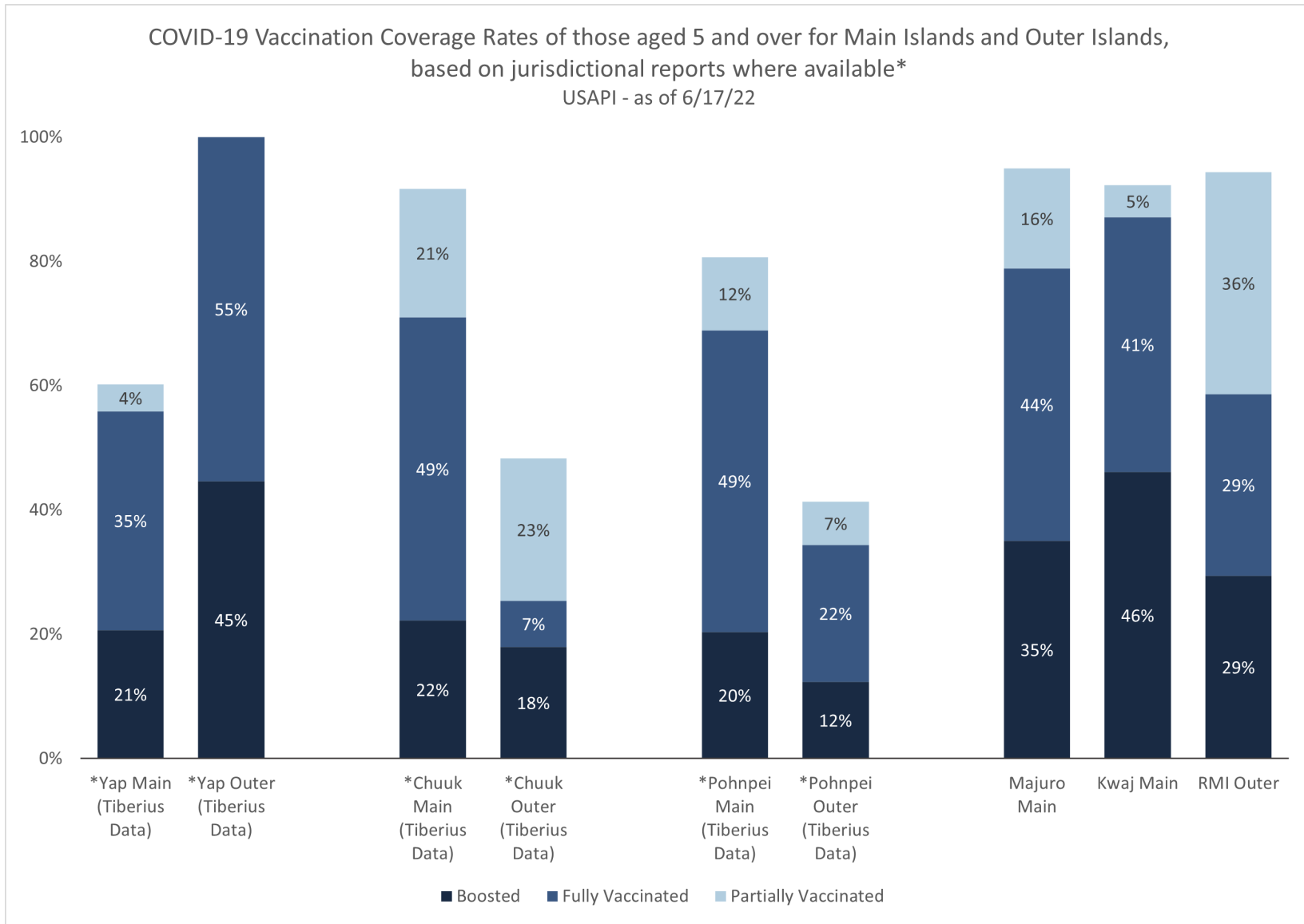


Metrics Include Jurisdiction, Pharmacy, and Federal Agency Data
Source: Tiberius Dataset "Administration - Admin Awardee - Reporting View"
Percentages are capped at 100%



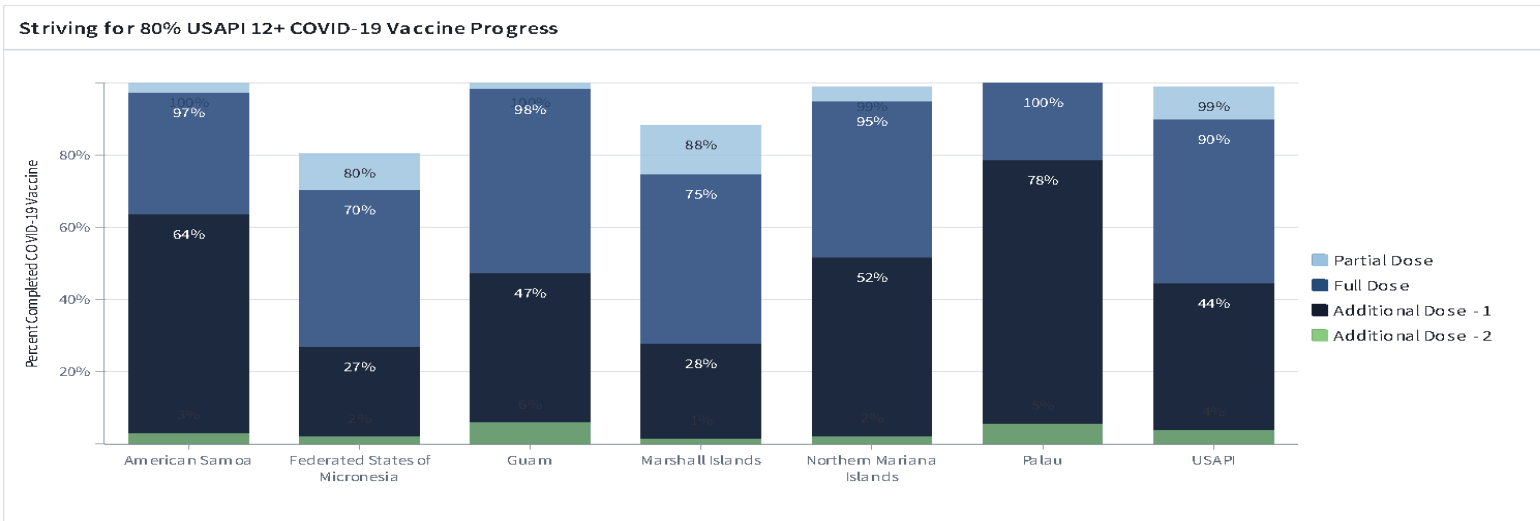
Source: Tiberius Dataset "Administration - Admin Zip - Reporting View"
Percentages are capped at 100%

CDC/PIHOA one-on-one USAPI weekly check-ins
Week: 6/4/2022-6/17/2022

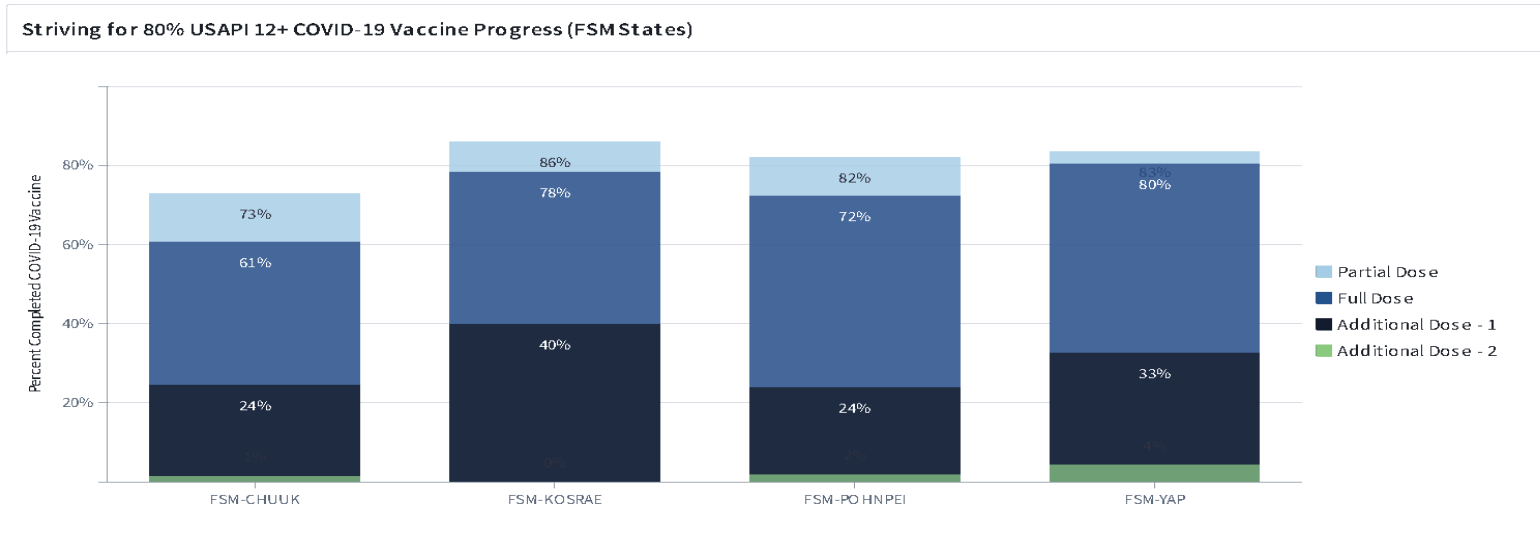


Percentages are capped at 100%

CDC/PIHOA one-on-one USAPI weekly check-ins Week: 6/4/2022-6/17/2022



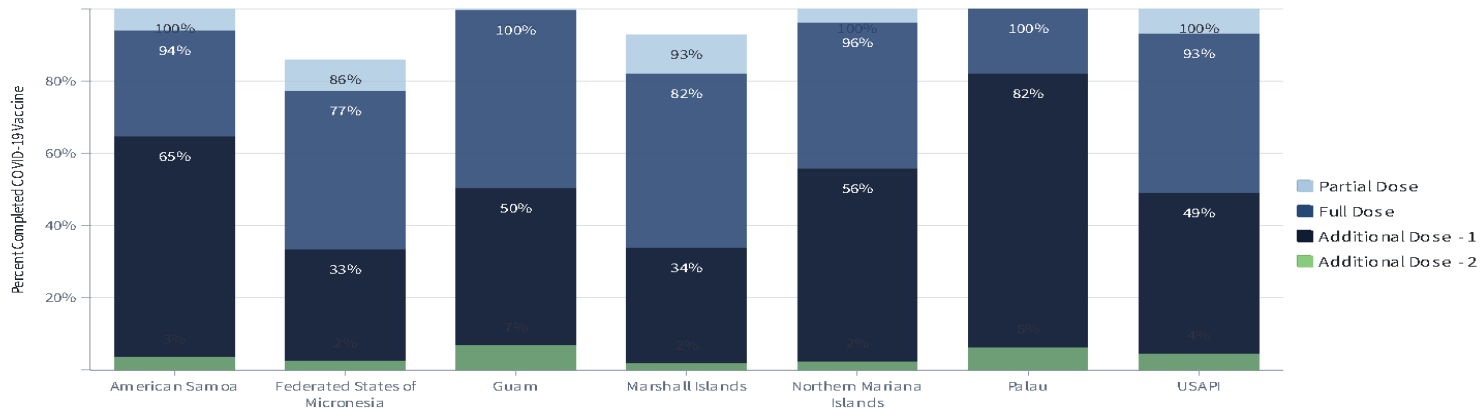
Metrics Include Jurisdiction, Pharmacy, and Federal Agency Data
Source: Tiberius Dataset "Administration - Admin Awardee - Reporting View"
Percentages are capped at 100%



Source: Tiberius Dataset "Administration - Admin Zip - Reporting View"
Percentages are capped at 100%

CDC/PIHOA one-on-one USAPI weekly check-ins Week: 6/4/2022-6/17/2022

Striving for 80%: USAPI 18+ COVID-19 Vaccine Progress

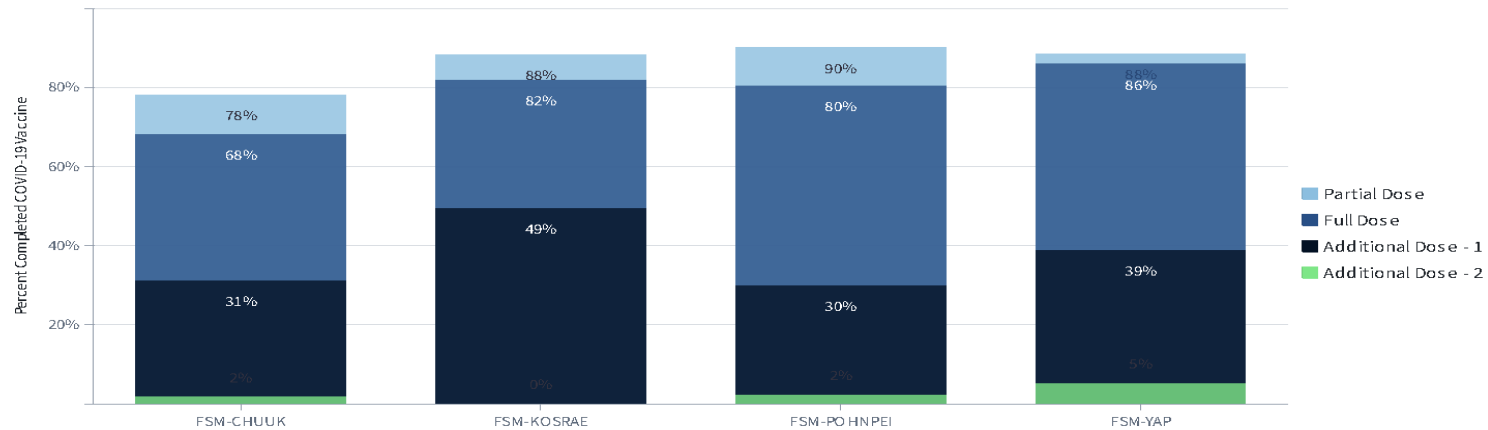


Metrics Include Jurisdiction, Pharmacy, and Federal Agency Data

Source: Tiberius Dataset "Administration - Admin Awardee - Reporting View"

Percentages are capped at 100%

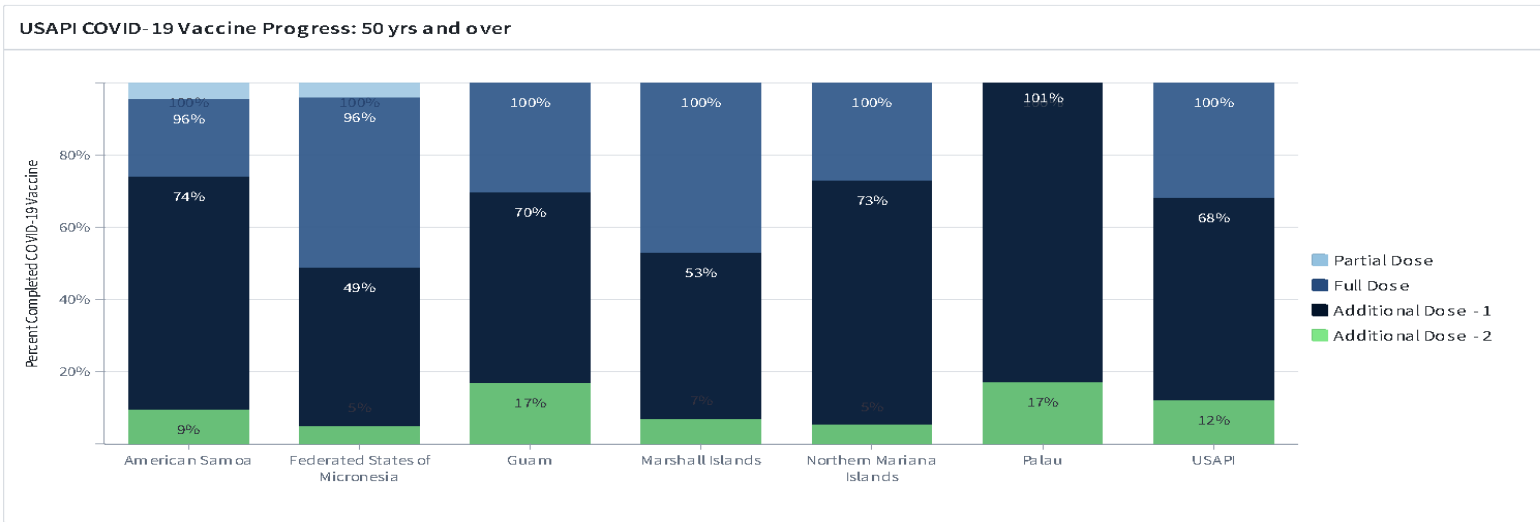
Striving for 80%: USAPI 18+ COVID-19 Vaccine Progress (FSM States)



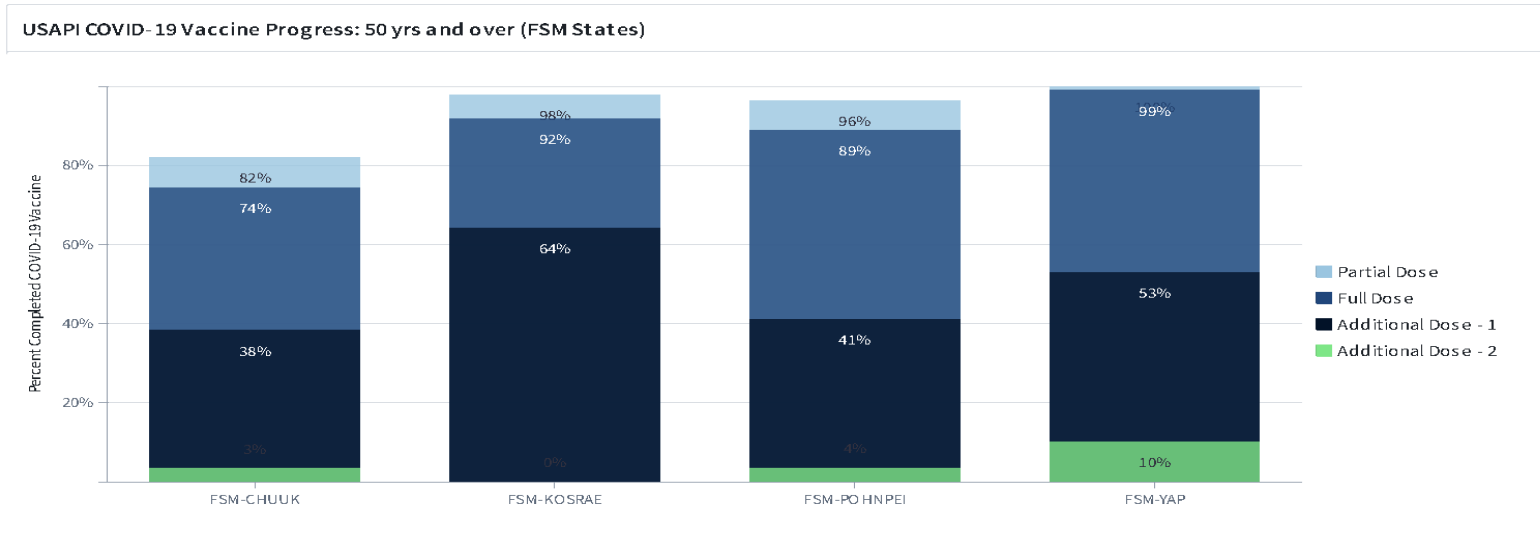
Source: Tiberius Dataset "Administration - Admin Zip - Reporting View"

Percentages are capped at 100%

CDC/PIHOA one-on-one USAPI weekly check-ins Week: 6/4/2022-6/17/2022



Metrics Include Jurisdiction, Pharmacy, and Federal Agency Data
Source: Tiberius Dataset "Administration - Admin Awardee - Reporting View"
Percentages are capped at 100%



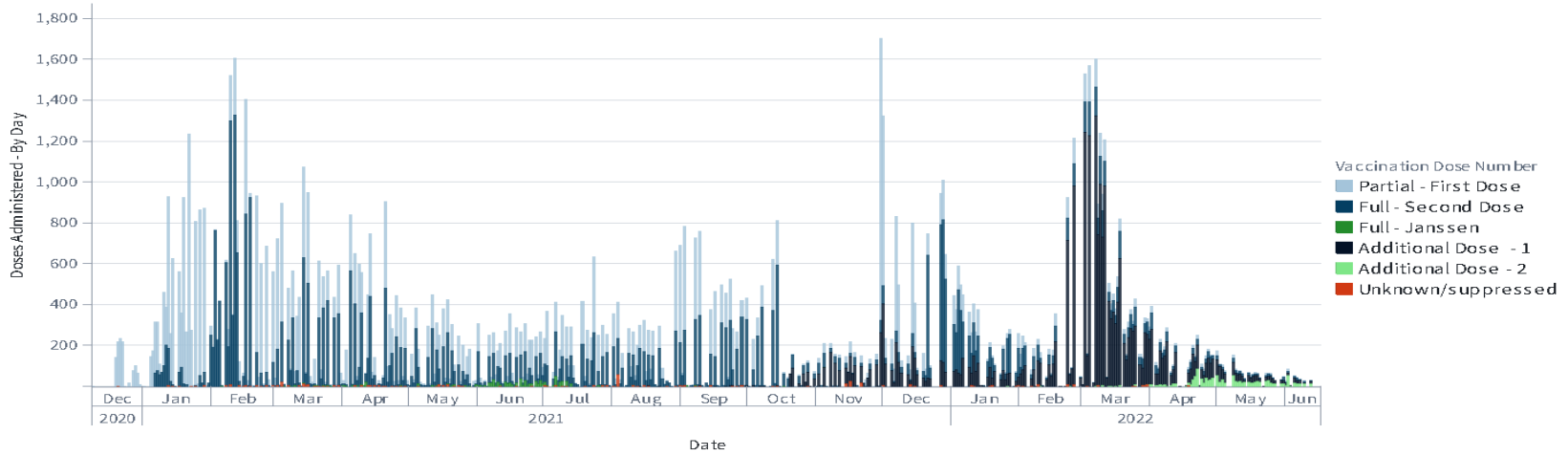
Source: Tiberius Dataset "Administration - Admin Zip - Reporting View"
Percentages are capped at 100%

CDC/PIHOA one-on-one USAPI weekly check-ins
Week: 6/4/2022-6/17/2022

By Jurisdiction:

American Samoa

COVID-19 Vaccine Administration by Day in American Samoa

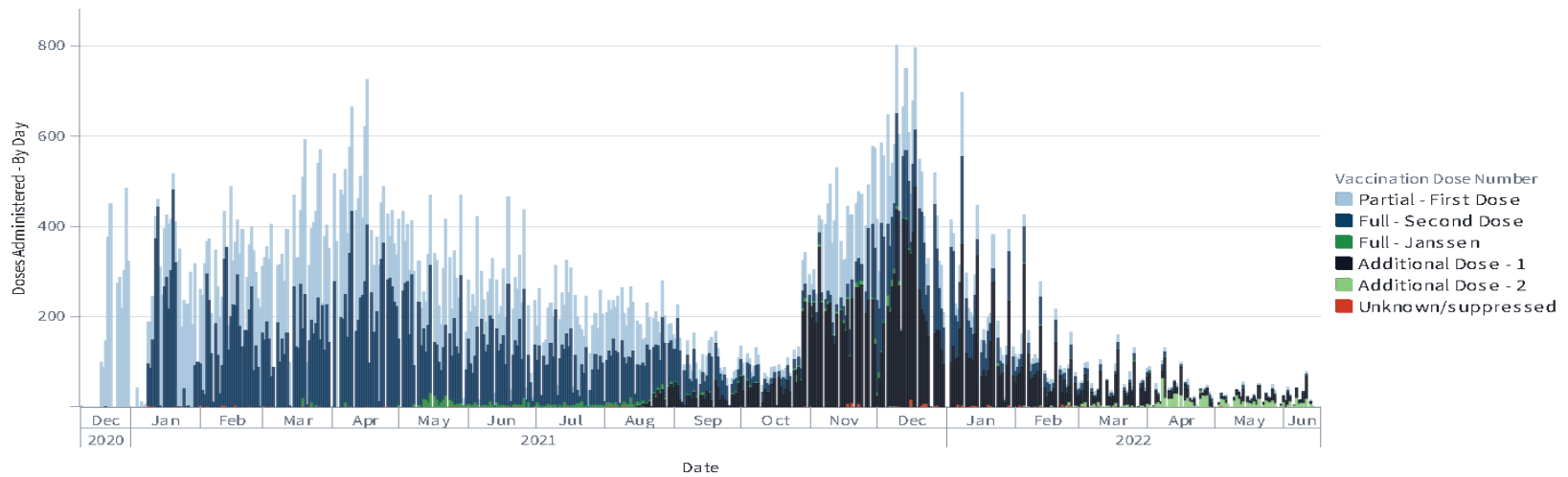


Source: Tiberius Dataset "Administration - Admin Awardee - Reporting View"

CDC/PIHOA one-on-one USAPI weekly check-ins
Week: 6/4/2022-6/17/2022

Commonwealth of the Northern Mariana Islands

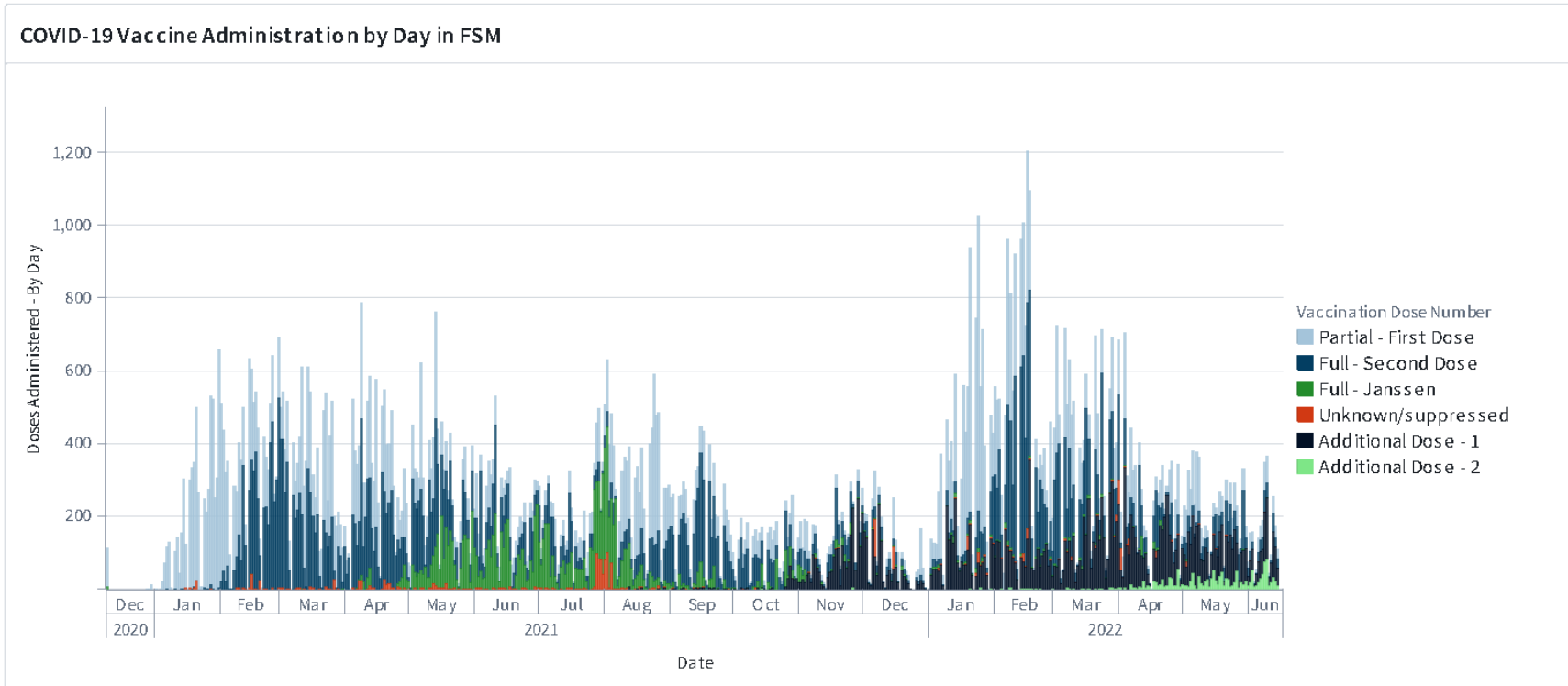
COVID-19 Vaccine Administration by Day in CNMI



Source: Tiberius Dataset "Administration - Admin Awardee - Reporting View"

CDC/PIHOA one-on-one USAPI weekly check-ins
Week: 6/4/2022-6/17/2022

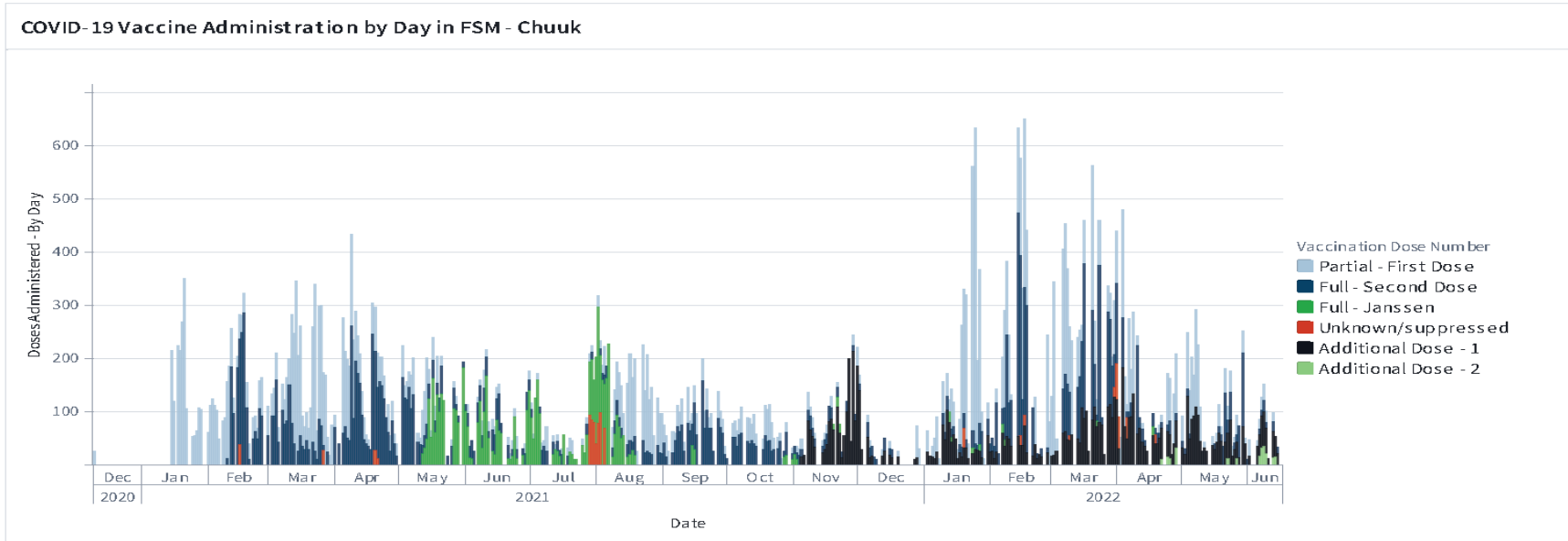
Federated States of Micronesia



Source: Tiberius Dataset "Administration - Admin Awardee - Reporting View"

CDC/PIHOA one-on-one USAPI weekly check-ins
Week: 6/4/2022-6/17/2022

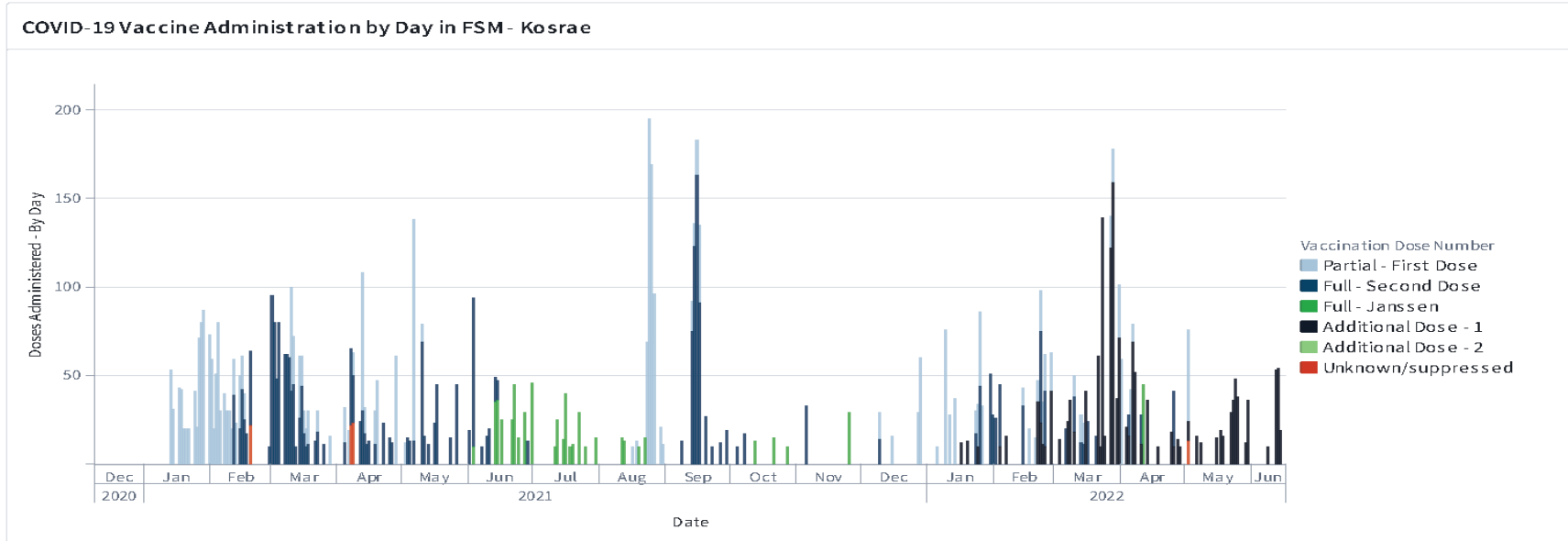
Chuuk



Source: Tiberius Dataset "Administration - Admin Zip - Reporting View"

CDC/PIHOA one-on-one USAPI weekly check-ins
Week: 6/4/2022-6/17/2022

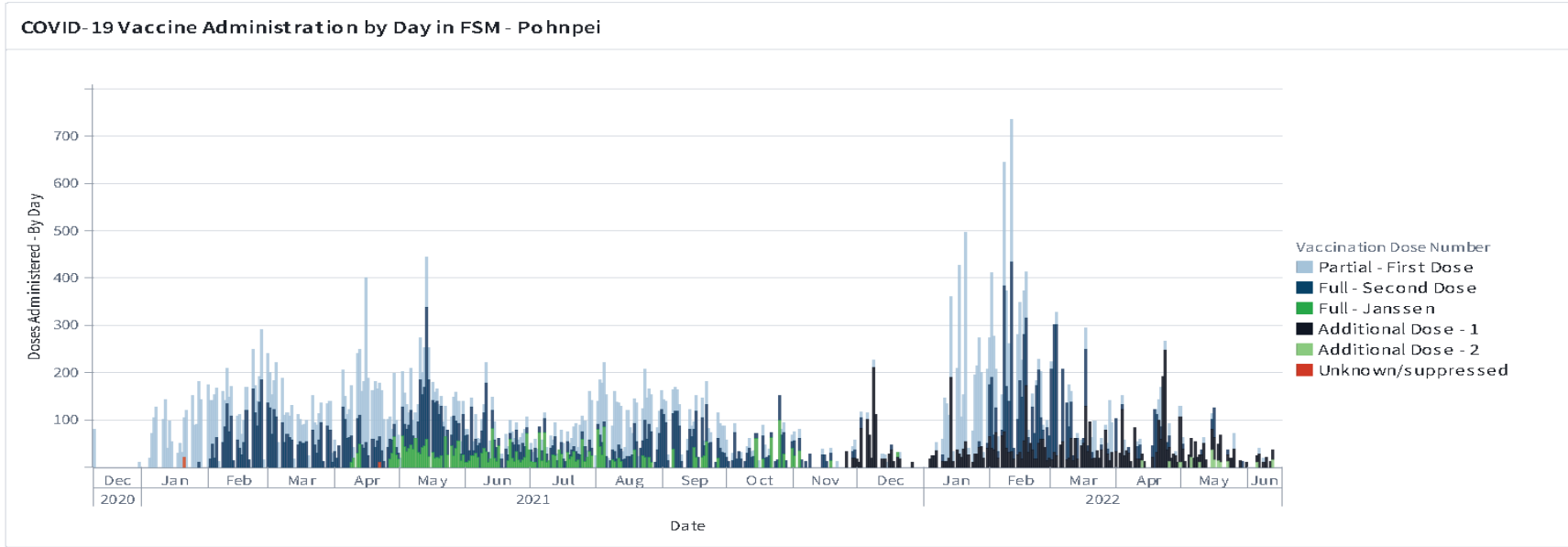
Kosrae



Source: Tiberius Dataset "Administration - Admin Zip - Reporting View"

CDC/PIHOA one-on-one USAPI weekly check-ins
Week: 6/4/2022-6/17/2022

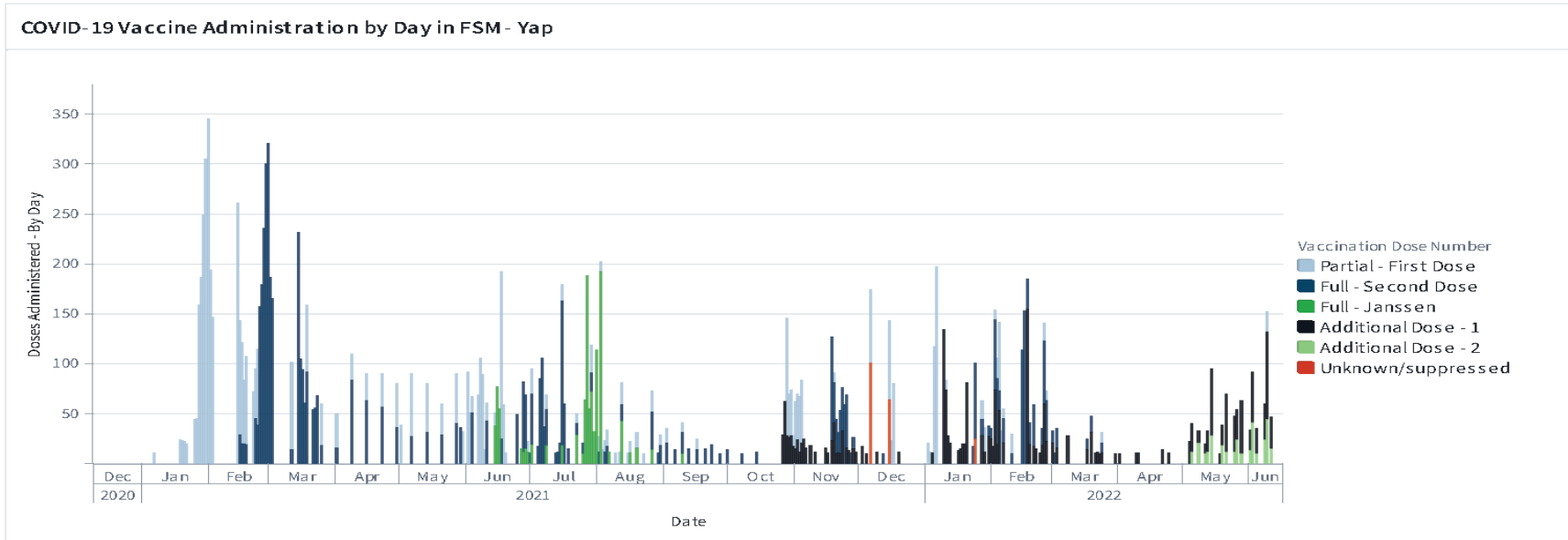
Pohnpei



Source: Tiberius Dataset "Administration - Admin Zip - Reporting View"

CDC/PIHOA one-on-one USAPI weekly check-ins
Week: 6/4/2022-6/17/2022

Yap

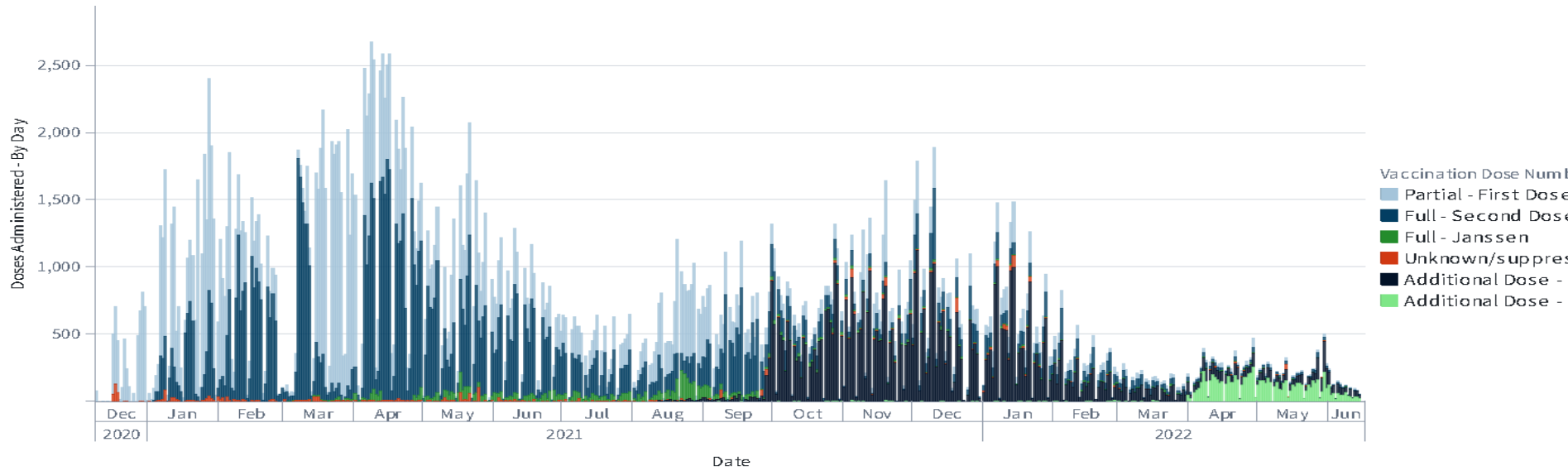


Source: Tiberius Dataset "Administration - Admin Zip - Reporting View"

CDC/PIHOA one-on-one USAPI weekly check-ins
Week: 6/4/2022-6/17/2022

Guam

COVID-19 Vaccine Administration by Day in Guam

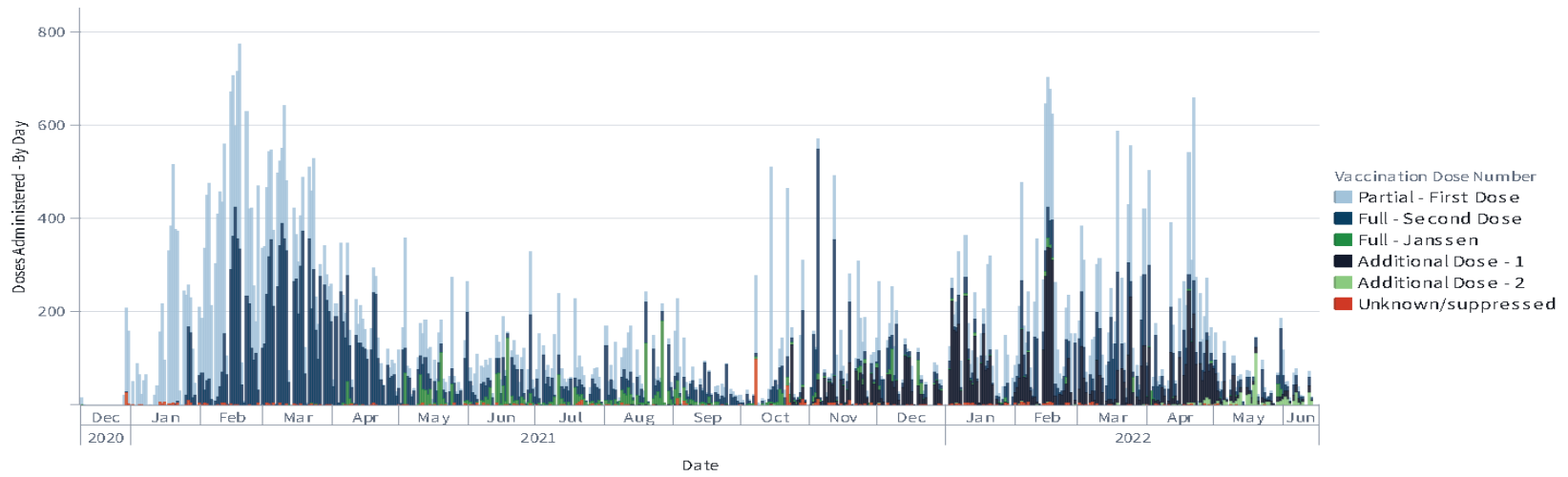


Source: Tiberius Dataset "Administration - Admin Awardee - Reporting View"
Metrics Include - Jurisdiction and Pharmacy Data, Exclude - Federal Agency Data

CDC/PIHOA one-on-one USAPI weekly check-ins
Week: 6/4/2022-6/17/2022

Republic of the Marshall Islands

COVID-19 Vaccine Administration by Day in RMI

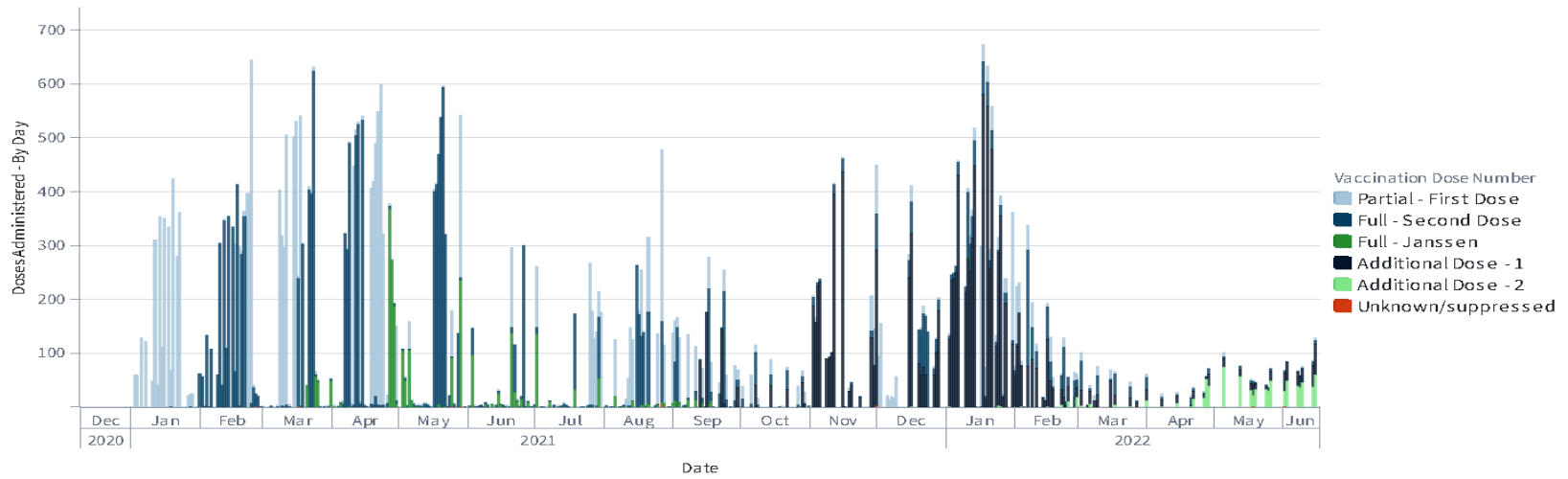


Source: Tiberius Dataset "Administration - Admin Awardee - Reporting View"

CDC/PIHOA one-on-one USAPI weekly check-ins
Week: 6/4/2022-6/17/2022

Republic of Palau

COVID-19 Vaccine Administration by Day in Palau



Source: Tiberius Dataset "Administration - Admin Awardee - Reporting View"

CDC/PIHOA one-on-one USAPI weekly check-ins
Week: 6/4/2022-6/17/2022

Sources:

Population Metrics

Palau: 2015 census <https://www.palau.gov.pw/wp-content/uploads/2017/02/2015-Census-of-Population-Housing-Agriculture-.pdf>

FSM: 2010 census <https://www.fsmstatistics.fm/social/population-statistics/>

American Samoa: 2010 census <https://americansamoa.prism.spc.int/social/demography/population-by-age-group.html>

CNMI: 2015 census <https://cccguam.org/wp-content/uploads/CNMI-Statistical-Yearbook-2015-02.10.2017-nxp.pdf>

Guam: 2010 census <https://www.census.gov/data/datasets/2010/dec/guam.html>

RMI: 2010 census

FSM (States): 2010 census <https://www.fsmstatistics.fm/wp-content/uploads/2020/04/2010-Summary-Analysis-Key-Indicators.pdf>