

**CDC/PIHOA one-on-one USAPI weekly check-ins**  
**Week: 6/18/2022-7/1/2022**

**Regional Summary:**

- COVID-19 cases
  - Guam has reported 52,067 total cases with 372 deaths and 51,007 recovered; 1,489 new cases (↑ from 1,284 last report) and 2 new deaths (↓ from 6 last report) in the last 14 days; 7-day average test positivity 10.3% (↓ from 11.3% last report); 15 hospitalized cases (↑ from 7 last report)
  - CNMI has reported 11,888 total cases with 35 deaths and 11,485 recovered; 334 new cases (↑ from 158 last report) and 1 new death (↑ from 0 last report) in the last 14 days; 7-day average test positivity 8.4% (↑ from 4.3% last report); 2 new hospitalizations (↑ from 0 last report)
  - American Samoa has reported 6,494 total cases with 31 deaths and 6,309 recovered; 213 new cases (↑ from 150 last report) and 0 new deaths this report (-- from 0 last report); 2,679 (41%) treated with therapeutics; 3 new hospitalizations (↓ from 5 last report)
  - Palau has reported 5,237 total cases with 6 deaths and 4,579 recovered; 56 new cases (↓ from 98 last report) and 0 new deaths (-- from 0 last report) in the last 14 days; 0 cases hospitalized (-- from 0 last report)
  - FSM and RMI have had no community transmission with 1 new case reported in RMI from the week of 8 June, identified in facility quarantine.
  
- COVID-19 Vaccine distribution summary (See USAPI Vaccine Summary with 22 updated tables and figures listed below)
  - Vaccination for children 6 months through 5 years of age are now available in all USAPI jurisdictions.
  - Based on jurisdictional reports: a total of 322,108 people in the region are fully vaccinated (84.8% of individuals 5 years of age and above / +0.4%)
    - An additional 30,494 people in the region are partially vaccinated (8.0% of individuals 5 years of age and above in the region)
  - Based on data submitted into Tiberius via WebIZ: **93% of all people aged 5 years and older have had at least one dose of a COVID-19 vaccine; 83% are fully vaccinated; and 38% have an additional dose.**
  - Current percentages of eligible population **aged 5 and over** fully vaccinated (from Tiberius via WebIZ)
    - **American Samoa: 97% (--%)**
    - **FSM: Chuuk: 57% (--%), Kosrae: 73% (--%), Pohnpei: 67% (--%), Yap: 75% (--%)**
    - **Guam: 91% (--%)**
    - **RMI: 64% (--%)**
    - **CNMI: 89% (--%)**
    - **Palau: 100% (--%)**
  - Current percentages of eligible population **aged 5 and over** with at least one additional dose (from Tiberius via WebIZ)
    - **American Samoa: 55% (--%)**
    - **FSM: Chuuk: 20% (--%), Kosrae: 33% (--%), Pohnpei: 20% (--%), Yap: 28% (--%)**
    - **Guam: 42% (--%)**
    - **RMI: 22% (--%)**
    - **CNMI: 44% (--%)**
    - **Palau: 71% (--%)**

**COVID-19 Containment strategies**

- Guam no longer requires quarantine for travelers and DPHSS has ceased processing travelers at ports of entry.
- CNMI no longer requires quarantine for travelers.
- Palau is running regular Guam and Taiwan flights for vaccinated travelers with mitigation orders on arrival.
- American Samoa is running limited flights under the Talofa Pass system for vaccinated travelers with pre-departure testing (for travelers from outside the US and Samoa) and arrival testing for all travelers with mask requirement on vessel until receipt of arrival testing results.
- RMI has regular repatriation flights ongoing with in-country quarantine of 14 days and testing requirements.
- FSM has resumed repatriation flights and has reduced quarantine to 3 days in Guam then at least 5 days in FSM (varies by state) with testing requirements.

**CDC/PIHOA one-on-one USAPI weekly check-ins**  
**Week: 6/18/2022-7/1/2022**

<b>USAPI</b>	<b>COVID-19 cases</b>	<b>Testing</b>	<b>Containment</b>	<b>Community Mitigation</b>	<b>Medical Surge Preparedness</b>	<b>Vaccine Updates</b> (Jurisdictional Reports)
<b>AS</b>	6,494 total cases with 31 deaths and 6,309 recovered; 213 new cases (↑ from 150 last report) and 0 new deaths this report (-- from 0 last report); 2,679 (41%) treated with therapeutics	Stocks as of 6/27/22: GeneXpert (1,837 available), Abbott ID NOW (2,616 available), ACCULA (4,700 available), BioFire (90 available), and Abbott Binax NOW (47,152 available) testing on-island; Weekly test count (6/20-6/26): 3,621 with 3.8% test positivity (↑ from 2.3% last report)	Borders remain closed to normal travel; Talofa Pass travel for fully vaccinated persons with pre-departure testing (for travelers from outside the US and Samoa) and arrival testing for all travelers with mask requirement on vessel until receipt of arrival testing results; regular flights from Hawaii and Samoa ongoing	Current emergency declaration in effect until 7/27 – mask use in buildings requiring it, places with limited social distancing, on aircraft and passenger boats traveling to AS, schools, and daycares; many public restrictions have dropped with newest declaration	3 new COVID-19-related hospitalizations (↓ from 5 last report)  46 ventilators functional at LBJ, 132 beds, 7 ICU beds; 8 total isolation COVID beds in COVID tent outside of LBJ  <b>mAb in stock:</b> 843 (Available: 438 REGEN-COV, 20 BAM/ETE, 60 Sotrovimab, 112 Evusheld, 213 Bebtelovimab) <b>mAb used in past week:</b> 31 <b>Antivirals in stock:</b> 3,197 (Available: 339 Molnupiravir, 2,858 Paxlovid) <b>Antivirals used in past week:</b> 6 Week (6/21–6/27)	<b>Partially vaccinated:</b> 2,087 (as of 6/5)  <b>Fully vaccinated:</b> 42,154 (as of 6/5)  <b>Additional dose:</b> 24,604 (as of 5/23)  <b>% 5+ fully vaccinated:</b> 92.8%  <b>% 5+ at least one dose:</b> 97.4%  <b>% 5+ w/ additional dose:</b> 54.2%
<b>CNMI</b>	11,888 total cases with 35 deaths and 11,485 recovered; 334 new cases (↑ from 158 last report) and 1 new death this report (↑ from 0 last report)	Stocks as of 6/29/22: Abbott ID NOW (120 available), Abbott Binax NOW (4,880 available), Biofire (120 available), GeneXpert (5,050 available), and Solgent (824 available) testing on-island; 2,458 tests run in past week; 7-day average test positivity 8.4% (↑ from 4.3% last report)	Travelers are no longer required to undergo testing or complete a health declaration form, though encouraged to do so; following current US entry requirements	CDC COVID-19 Community Level – MEDIUM, no additional mitigation measures in place	2 new COVID-19-related hospitalizations (↑ from 1 last report)  46 usable ventilators; at CHCC- 75 hospital beds, 8 ICU beds  <b>mAb in stock:</b> 1,062 (Available: 372 REGEN-COV, 102 BAM/ETE, 0 Sotrovimab, 272 Evusheld, 316 Bebtelovimab) <b>mAb used in past week:</b> 0 <b>Antivirals in stock:</b> 1,038 (Available: 432 Molnupiravir, 606 Paxlovid) <b>Antivirals used in past week:</b> 0 Week (6/21–6/27)	<b>Partially vaccinated:</b> 868 (as of 6/30)  <b>Fully vaccinated:</b> 43,962 (as of 6/30)  <b>Additional dose:</b> 23,456 (as of 6/30)  <b>% 5+ fully vaccinated:</b> >100%  <b>% 5+ w/ additional dose:</b> 54.4%

**CDC/PIHOA one-on-one USAPI weekly check-ins**

**Week: 6/18/2022-7/1/2022**

<p><b>Guam</b></p>	<p>52,067 total cases with 372 deaths and 51,007 recovered; 1,489 new cases (↑ from 1,284 last report) and 2 new deaths this report (↓ from 6 last report)</p>	<p>Stocks as of 7/1/22: Abbott Binax NOW (5,658 available), Abbott ID NOW (5,755 available), BD Veritor (1,253 available), Flowflex (9,368 available), BioFire (57 available), GeneXpert (2,531 available), and ABI 7500 (33,473 available); 506,574 diagnostic tests conducted; 8,072 this week; 7-day average test positivity 10.3% (↓ from 11.3% last report)</p>	<p>Quarantine requirement for all travelers lifted 3/30/22; DPHSS ceased processing of travelers; 688 cases in isolation (578 home isolation, 95 military isolation, 15 hospitalized)</p>	<p>CDC COVID-19 Community Level – HIGH, social distancing requirements remain in place; mask mandate and gathering limits lifted</p>	<p>15 hospitalized cases (↑ from 7 last report)</p> <p><b>mAb in stock:</b> 685 (Available: 27 REGEN-COV, 140 BAM/ETE, 154 Sotrovimab, 96 Evusheld, 268 Bebtelovimab)  <b>mAb used in past week:</b> 0  <b>Antivirals in stock:</b> 609 (Available: 519 Molnupiravir, 90 Paxlovid)  <b>Antivirals used in past week:</b> 0 Week (6/21–6/27)</p>	<p><b>Partially vaccinated:</b> 5,513 (as of 7/1)</p> <p><b>Fully vaccinated:</b> 125,486 (as of 7/1)</p> <p><b>Additional dose:</b> 61,604 (as of 7/1)</p> <p><b>% 5+ fully vaccinated:</b> 89.6%</p> <p><b>% 5+ at least one dose:</b> 93.5%</p> <p><b>% 5+ w/ additional dose:</b> 44.0%</p>
<p><b>Chuuk</b></p>	<p>4 total cases identified in quarantine; 2 treated with therapeutics; no active cases</p>	<p>Stocks as of 6/29/22: GeneXpert (377 available), Abbott Binax NOW (239 available), and BioFire (39 available) testing on-island; 20 pallets of Binax NOW received and in warehouse; travel testing with antigen, frontline workers sporadic testing; running ~90 tests per week</p>	<p>Borders remain closed; repatriation ongoing with 3 days of quarantine in Guam then 14 days in Chuuk; 9 total repatriation groups; most recent group - 49 individuals repatriated on 6/22</p>	<p>Education is being conducted in communities; risk communication ongoing with repatriation; social distancing is being encouraged but not enforced</p>	<p>21 working ventilators at hospital (12 LTV FEMA, 3 Hamilton); 104 beds in shared wards, 9 ICU beds, 14 beds in isolation rooms, no negative air flow, 6 dedicated PUI/COVID-19 rooms + plan to use for mAb; mAb stock on-island (24 vials Evusheld, 3 boxes Sotrovimab, 75 Bebtelovimab, 20 Paxlovid)</p>	<p><b>Partially vaccinated:</b> 8,817 (as of 7/1)</p> <p><b>Fully vaccinated:</b> 25,564 (as of 7/1)</p> <p><b>Additional dose:</b> 9,342 (as of 7/1)</p> <p><b>% 5+ fully vaccinated:</b> 58.6%</p> <p><b>% 5+ at least one dose:</b> 78.9%</p> <p><b>% 5+ w/ additional dose:</b> 21.4%</p>

**CDC/PIHOA one-on-one USAPI weekly check-ins**

**Week: 6/18/2022-7/1/2022**

<p><b>Kosrae</b></p>	<p>5 total cases (5 imported; all identified in facility quarantine); no active cases</p>	<p>Stocks as of 6/30/22: Abbott ID NOW (72 available), GeneXpert (1,757 available), BD Veritor (150 available), Panbio (462 available), and Abbott Binax NOW (11,000 available) testing on-island; mostly travel testing currently; running ~50 tests per week</p>	<p>Borders remain closed; repatriation flights ongoing (12 total conducted) with most recent on 6/20, next scheduled for 7/5 and 7/18; FSM repat protocols recently revised to 3 days quarantine in Guam then 5 days in Kosrae with testing</p>	<p>Community-level education by Risk Communication Committee; social distancing is being encouraged but not enforced</p>	<p>3 FEMA vents on-island; 45 hospital beds (2 ICU), 5 isolation rooms with no negative air flow; new quarantine facility completed; working to upgrade oxygen generator; 100 cylinders filled; WHO coord. medical oxygen donation with 200 cylinders in at least 6 mos; low supplies of PPE on-island</p> <p>Therapeutic stocks on-island: 16 REGEN-COV, 51 Sotrovimab, 72 Evusheld, 73 Bebtelovimab, 60 Molnupiravir, 365 Paxlovid</p>	<p><b>Partially vaccinated:</b> 739 (as of 7/1)</p> <p><b>Fully vaccinated:</b> 4,477 (as of 7/1)</p> <p><b>Additional dose:</b> 2,085 (as of 7/1)</p> <p><b>% 5+ fully vaccinated:</b> 75.4%</p> <p><b>% 5+ at least one dose:</b> 87.8%</p> <p><b>% 5+ w/ additional dose:</b> 35.1%</p>
<p><b>Pohnpei</b></p>	<p>3 total cases (3 imported; all identified in facility quarantine); no active cases</p>	<p>Stocks as of 6/1/22: GeneXpert (600 available), and Abbott Binax NOW (2,000 available) testing on-island; mostly travel testing currently; running ~90 tests per week</p>	<p>Borders remain closed; several small repatriation flights have been conducted from Guam; FSM repat protocols recently revised to 3 days quarantine in Guam and 5 days in Pohnpei with testing</p> <p>Healthy Border Act to begin August 1, 2022; removes quarantine requirement for incoming travelers, continue to require vaccination and pre-arrival negative test</p>	<p>Designated team developed for risk communication and currently conducting community education</p>	<p>14 total vents; 98 hospital beds (no ICU beds), 4 isolation rooms at hospital with negative air flow; MMA isolation center near the airport with 40 units; China Star hotel is a quarantine site (26 rooms)</p> <p>Therapeutics for all of FSM <b>mAb in stock:</b> 1,014 (Available: 400 REGEN-COV, 50 BAM/ETE, 192 Sotrovimab, 192 Evusheld, 180 Bebtelovimab) <b>mAb used in past week:</b> 0 <b>Antivirals in stock:</b> 668 (Available: 288 Molnupiravir, 380 Paxlovid) <b>Antivirals used in past week:</b> 0 Week (6/21–6/27)</p>	<p><b>Partially vaccinated:</b> 3,784 (as of 7/1)</p> <p><b>Fully vaccinated:</b> 22,335 (as of 7/1)</p> <p><b>Additional dose:</b> 6,736 (as of 7/1)</p> <p><b>% 5+ fully vaccinated:</b> 68.2%</p> <p><b>% 5+ at least one dose:</b> 79.7%</p> <p><b>% 5+ w/ additional dose:</b> 20.6%</p>

**CDC/PIHOA one-on-one USAPI weekly check-ins**

**Week: 6/18/2022-7/1/2022**

<b>Yap</b>	0 cases	Stocks as of 5/18/22: GeneXpert (3,560 available), BD Veritor (990 available), Abbott Binax NOW (1,200 available), and BioFire (61 available) testing on-island; mainly travel and frontline testing; 4,427 tests to date, all negative; run ~50 tests/week; continue testing travelers and patients with respiratory illness	Borders remain closed; repatriation protocols include 3 days quarantine in Guam and 10 days in Yap with testing; most recent repatriation flight 6/24 from Palau, next scheduled for 7/6 from Guam  Two Test-to-Treat sites have been identified and planning in ongoing	Social distancing is being encouraged but not enforced; community education is ongoing (currently focused on vaccines) and expanded to outer islands	20 working ventilators on-island; 38 hospital beds, 2 isolation rooms with negative air flow; working to establish permanent quarantine and isolation facilities; working on improved iso wards and oxygen generation facility  Therapeutic stocks on-island: 3pks REGEN-COV, 48 vials Sotrovimab, 13 vials Evusheld, 2mL Bebtelovimab, 40x40s Molnupiravir	<p><b>Partially vaccinated:</b> 856 (as of 7/1)</p> <p><b>Fully vaccinated:</b> 8,075 (as of 7/1)</p> <p><b>Additional dose:</b> 3,341 (as of 7/1)</p> <p><b>% 5+ fully vaccinated:</b> 77.4%</p> <p><b>% 5+ at least one dose:</b> 85.6%</p> <p><b>% 5+ w/ additional dose:</b> 32.0%</p>
<b>Palau</b>	5,237 total cases with 6 deaths and 4,579 recovered; 56 new cases (↓ from 98 last report) and 0 new deaths this report (-- from 0 last report)	Stocks as of 4/22/22: Abbott Binax NOW (11,640 available), Abbott ID NOW (1,344 available), GeneXpert (5,100 available), Roche Cobas (1,680 available), BioFire (270 available), and VTRUST antigen (10,100 available), and testing on-island; 61,019 total tests conducted; 1,714 tests run in last 14 days	Some passenger flights (Guam, Taiwan) and military flights ongoing; Effective July 1, vaccinated travelers are allowed entry with requirement to follow mitigation orders issued on arrival; 658 active cases in isolation; offer testing on day 5 and day 10 to end isolation	Mandated face mask wearing in all indoor facilities, at all outdoor gatherings of 20+ people, physical distancing of 3 feet	0 cases hospitalized (-- from 0 last report)  80 hospital beds, 4 ICU beds, 5 isolation rooms with negative air flow; various quarantine sites available; 36 working ventilators on-island  <b>mAb in stock:</b> 872 (Available: 306 REGEN-COV, 68 BAM/ETE, 89 Sotrovimab, 181 Evusheld, 228 Bebtelovimab) <b>mAb used in past week:</b> 0 <b>Antivirals in stock:</b> 919 (Available: 206 Molnupiravir, 713 Paxlovid) <b>Antivirals used in past week:</b> 1 Week (6/21–6/27)	<p><b>Fully vaccinated:</b> 18,111 (as of 7/1)</p> <p><b>Additional dose:</b> 12,485 (as of 7/1)</p> <p><b>% 5+ fully vaccinated:</b> &gt;100%</p> <p><b>% 5+ w/ additional dose:</b> 74.8%</p>

**CDC/PIHOA one-on-one USAPI weekly check-ins**

**Week: 6/18/2022-7/1/2022**

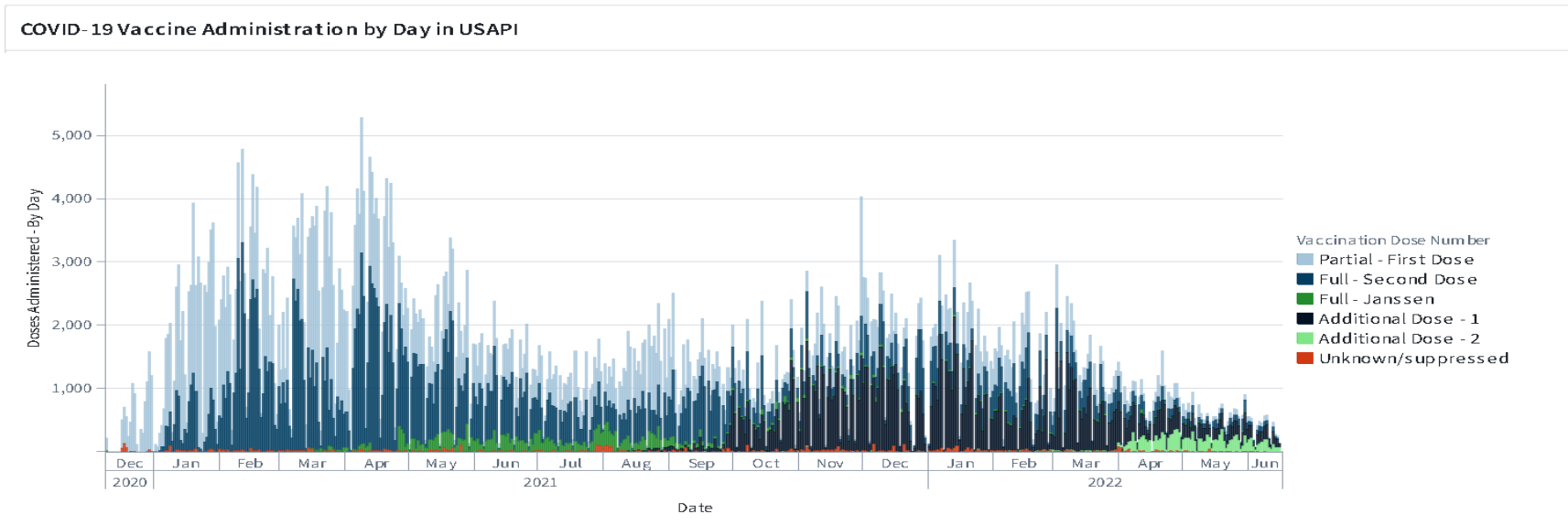
<p><b>RMI- Majuro +OI</b></p>	<p>0 cases</p>	<p>Stocks as of 6/21/22: GeneXpert (1,660 available), BioFire (138 available), Abbott Binax NOW (23,854 available), Abbott ID NOW (236 available), Flowflex (1,438 available), and BD Veritor (0 available) testing on-island; testing mostly being conducted for travelers; ~300-500 tests per month</p>	<p>Borders are closed until at least 7/31/22; Travel Advisory #40 in effect; HNL repat is ongoing w/ Safe Travel Program registration, pre-arrival testing, 14 days facility Q in RMI w/ testing on days 3,7,14]; Safe Travel Program: 1,476 individuals released, 8 in quarantine; Marine Sector Quarantine: 132 individuals released, 0 in quarantine</p>	<p>COVID-19 Condition Level Yellow – (No New Confirmed Case; Business as Usual); multiple media strategies including community meetings; normal activities have resumed; social distancing being encouraged but not enforced</p>	<p>44 total vents on-island (37 reserved for COVID-19); 108 hospital beds (3 ICU), 8 isolation rooms (1 with negative air flow); new isolation building (8 isolation rooms with negative air flow) completed; new quarantine facility (24 beds) built, old facility still usable (80 beds)</p> <p>Therapeutics for all of RMI  <b>mAb in stock:</b> 1,110 (Available: 96 REGEN-COV, 0 BAM/ETE, 300 Sotrovimab, 384 Evusheld, 330 Bebtelovimab)  <b>mAb used in past week:</b> 0  <b>Antivirals in stock:</b> 1,591 (Available: 282 Molnupiravir, 1,309 Paxlovid)  <b>Antivirals used in past week:</b> 0                      Week (6/21–6/27)</p>	<p><b>Partially vaccinated:</b> 7,322 (as of 6/22)</p> <p><b>Fully vaccinated:</b> 23,826 (as of 6/22)</p> <p><b>Additional dose:</b> 10,943 (as of 6/22)</p> <p><b>% 5+ fully vaccinated:</b> 72.9%</p> <p><b>% 5+ at least one dose:</b> 95.3%</p> <p><b>% 5+ w/ additional dose:</b> 33.5%</p>
<p><b>RMI- Kwaj</b></p>	<p>18 cases (all imported &amp; identified in facility quarantine); 1 case reported week of 8 June; no active cases</p> <p>*3 cases identified among travelers in January 2022 and previously reported in USAPI SitRep #93 are now included in RMI's case count</p>	<p>Stocks as of 6/13/22: GeneXpert (324 available), BioFire (137 available), and Abbott Binax NOW (160 available) testing on-island including Ebeye hospital and KLQC quarantine laboratory; testing mostly being conducted for travelers; ~100 tests per month</p>	<p>Borders are closed until at least 7/31/22; Travel Advisory #40 in effect; 2,129 individuals have been repatriated to Kwajalein base; 71 in quarantine</p>	<p>Limited social distancing occurring but implementing some safety measures</p>	<p>14 vents on-island; isolation facility is being built and renovated TB trailer is being prepared (6 beds) for temporary isolation</p> <p>Therapeutics on-island: 56 REGEN-COV, 32 BAM/ETE combo, 12 Sotrovimab, 72 Evusheld, 30 Bebtolivimab, 190 Molnupiravir, 513 Paxlovid</p>	<p><b>Partially vaccinated:</b> 508 (as of 6/22)</p> <p><b>Fully vaccinated:</b> 8,118 (as of 6/22)</p> <p><b>Additional dose:</b> 4,381 (as of 6/22)</p> <p><b>% 5+ fully vaccinated:</b> 87.8%</p> <p><b>% 5+ at least one dose:</b> 93.3%</p> <p><b>% 5+ w/ additional dose:</b> 47.4%</p>

CDC/PIHOA one-on-one USAPI weekly check-ins  
Week: 6/18/2022-7/1/2022

**USAPI Vaccine Summary Tables and Charts:**

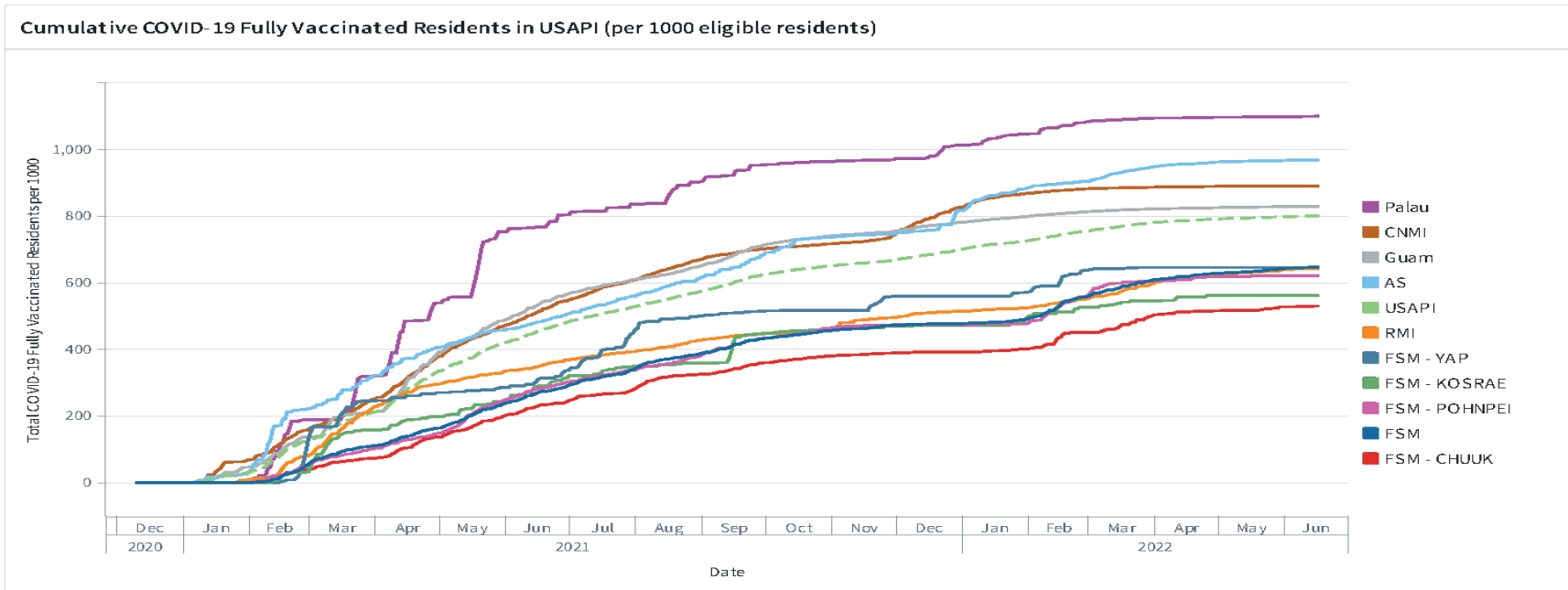
*\*Note that all data except for those detailing Outer Island coverage rates comes directly from Tiberius. Thank you to Katrina Myers and the entire USAPI Tiberius Team for helping assemble "Dr. B's Famous Slide-set." Thank you to the jurisdictions who enter this data into WebIZ each day to keep it up to date.*  
*\*Outer Island data was provided by each jurisdiction based on their outer island outreach activities. Because of this, there may be discrepancies between the two data sets (Tiberius and the Jurisdiction Outer Island Data). Also, some jurisdictions have yet to report their data in detail. Thank you to Dr. Haley Cash for assembling the Outer Island table and each of the jurisdictions for collecting and reporting this unique, yet important data.*

US-affiliated Pacific Islands Region



Source: Tiberius Dataset "Administration - Admin Awardee - Reporting View"  
Metrics Include - Jurisdiction and Pharmacy Data, Exclude - Federal Agency Data

## CDC/PIHOA one-on-one USAPI weekly check-ins Week: 6/18/2022-7/1/2022



Metrics Include - Jurisdiction and Pharmacy Data, Exclude - Federal Agency Data

Eligible Population - 5+ yrs

Source: Tiberius Dataset "Awardee Vaccine Metrics - Reporting View"



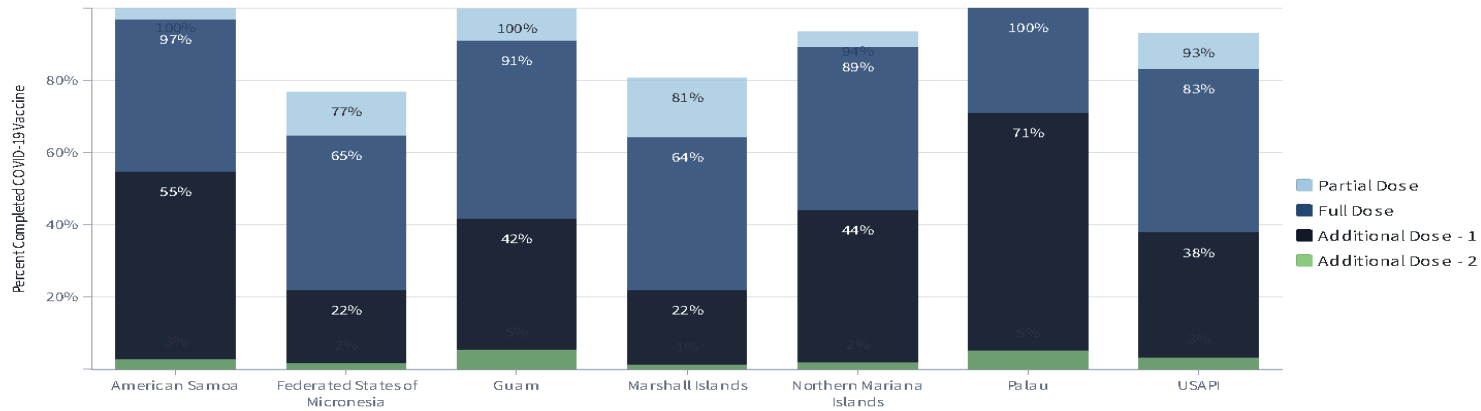
**CDC/PIHOA one-on-one USAPI weekly check-ins**  
**Week: 6/18/2022-7/1/2022**

Jurisdiction	Population Aged 5+	Partially Vaccinated	Pct Partially Vaccinated	Fully Vaccinated	Pct Fully Vaccinated	1st Add'l. Doses	Pct With 1st Add'l. Dose	2nd Add'l. Doses	Pct With 2nd Add'l. Dose	Not Vaccinated	Pct Not Vaccinated
American Samoa	43,110	45,181	100%	41,753	97%	23,515	55%	1,089	3%	0	0%
FSM-CHUUK	43,093	31,357	73%	24,623	57%	8,640	20%	488	1%	11,736	27%
FSM-KOSRAE	5,861	4,878	83%	4,302	73%	1,916	33%	28	0%	983	17%
FSM-POHNPEI	32,193	24,973	78%	21,726	67%	6,348	20%	496	2%	7,220	22%
FSM-YAP	10,226	8,105	79%	7,717	75%	2,847	28%	366	4%	2,121	21%
Guam	154,941	154,876	100%	140,967	91%	64,539	42%	8,014	5%	65	0%
Marshall Islands	45,415	36,729	81%	29,208	64%	9,881	22%	487	1%	8,686	19%
Northern Mariana Islands	48,632	45,524	94%	43,357	89%	21,427	44%	813	2%	3,108	6%
Palau	16,451	20,305	100%	18,098	100%	11,662	71%	811	5%	0	0%
<b>USAPI</b>	<b>399,319</b>	<b>371,928</b>	<b>93%</b>	<b>331,751</b>	<b>83%</b>	<b>150,775</b>	<b>38%</b>	<b>12,592</b>	<b>3%</b>	<b>27,391</b>	<b>7%</b>

Abbreviations: Pct – Percent, Addt'l. – Additional

## CDC/PIHOA one-on-one USAPI weekly check-ins Week: 6/18/2022-7/1/2022

### Striving for 80%: USAPI 5+ COVID-19 Vaccine Progress

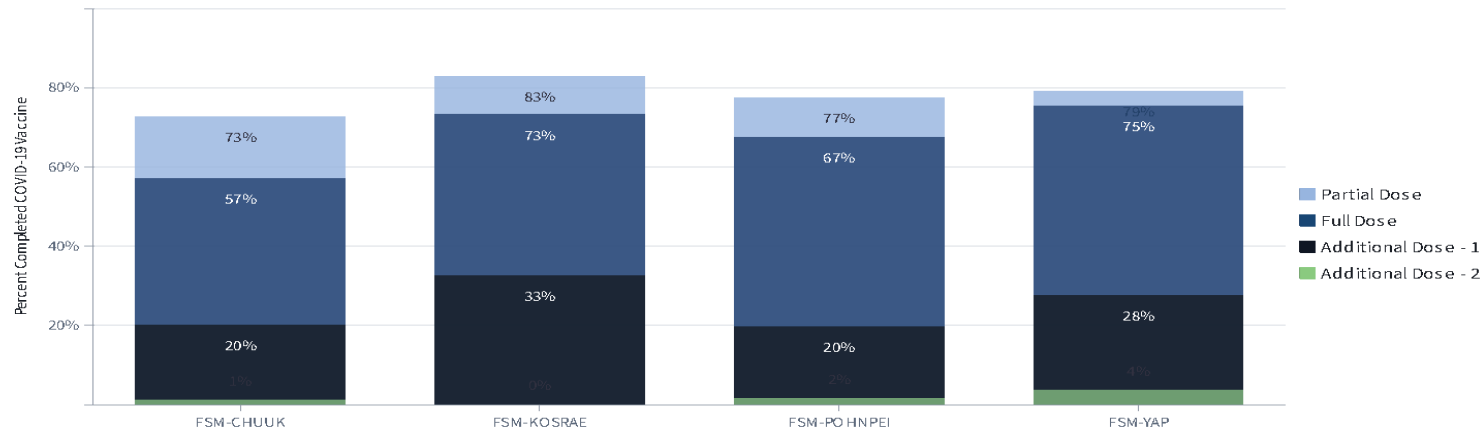


Metrics Include Jurisdiction, Pharmacy, and Federal Agency Data

Source: Tiberius Dataset "Administration - Admin Awardee - Reporting View"

Percentages are capped at 100%

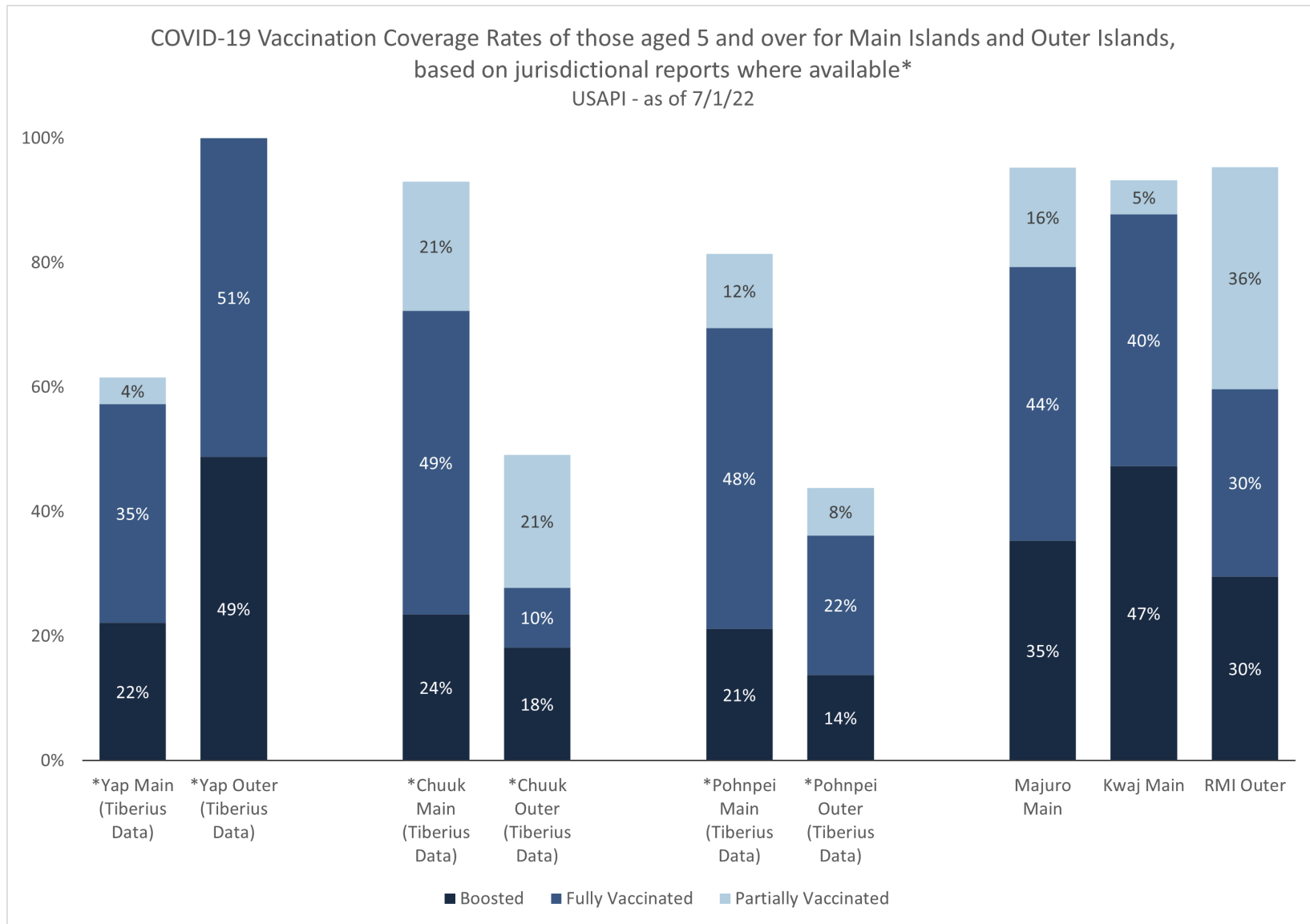
### Striving for 80%: USAPI 5+ COVID-19 Vaccine Progress (FSM States)



Source: Tiberius Dataset "Administration - Admin Zip - Reporting View"

Percentages are capped at 100%

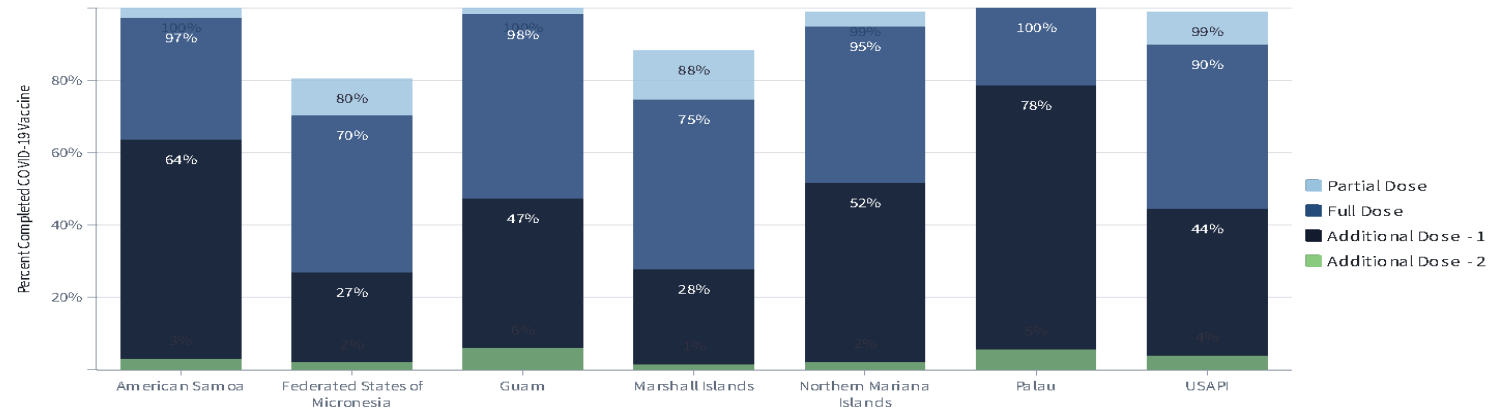
**CDC/PIHOA one-on-one USAPI weekly check-ins**  
**Week: 6/18/2022-7/1/2022**



Percentages are capped at 100%

## CDC/PIHOA one-on-one USAPI weekly check-ins Week: 6/18/2022-7/1/2022

### Striving for 80% USAPI 12+ COVID-19 Vaccine Progress

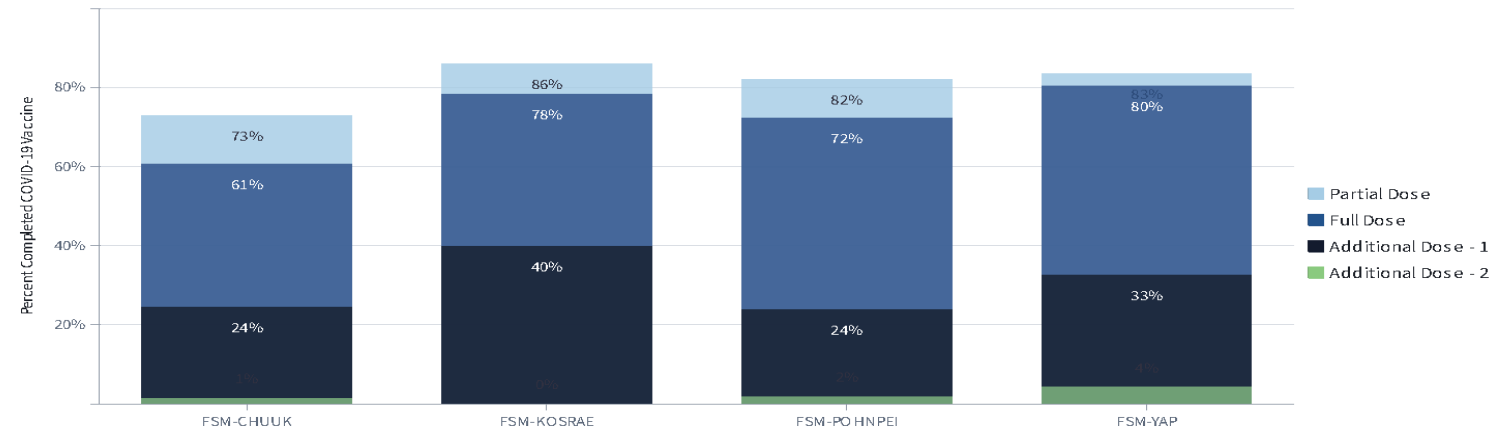


Metrics Include Jurisdiction, Pharmacy, and Federal Agency Data

Source: Tiberius Dataset "Administration - Admin Awardee - Reporting View"

Percentages are capped at 100%

### Striving for 80% USAPI 12+ COVID-19 Vaccine Progress (FSM States)

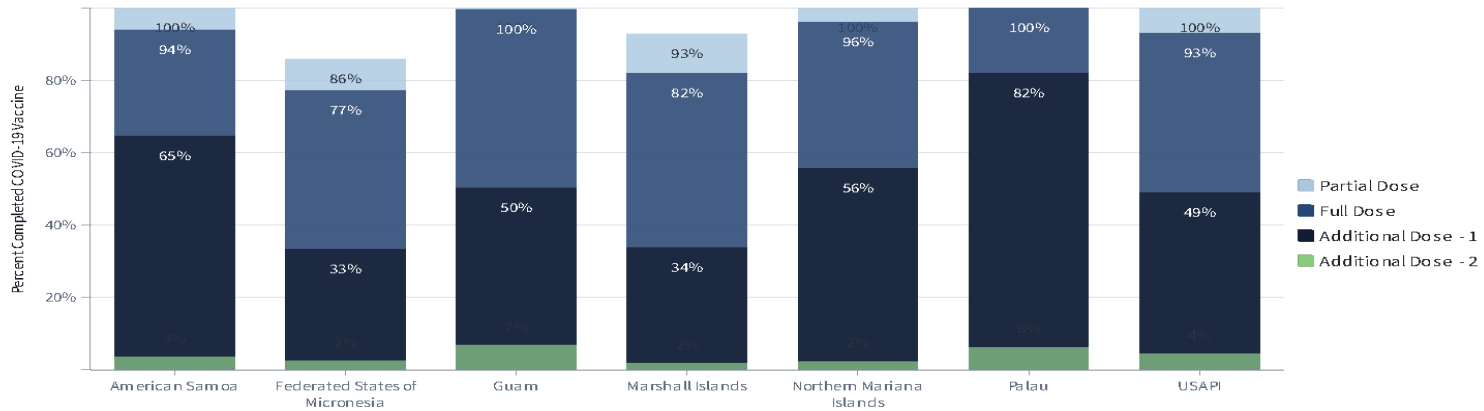


Source: Tiberius Dataset "Administration - Admin Zip - Reporting View"

Percentages are capped at 100%

## CDC/PIHOA one-on-one USAPI weekly check-ins Week: 6/18/2022-7/1/2022

### Striving for 80%: USAPI 18+ COVID-19 Vaccine Progress

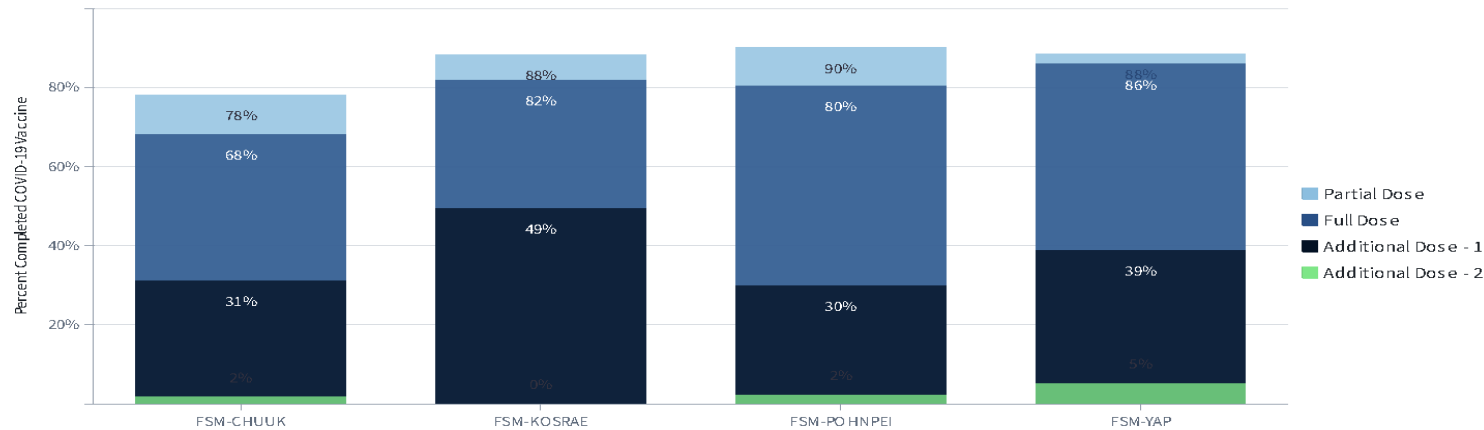


Metrics Include Jurisdiction, Pharmacy, and Federal Agency Data

Source: Tiberius Dataset "Administration - Admin Awardee - Reporting View"

Percentages are capped at 100%

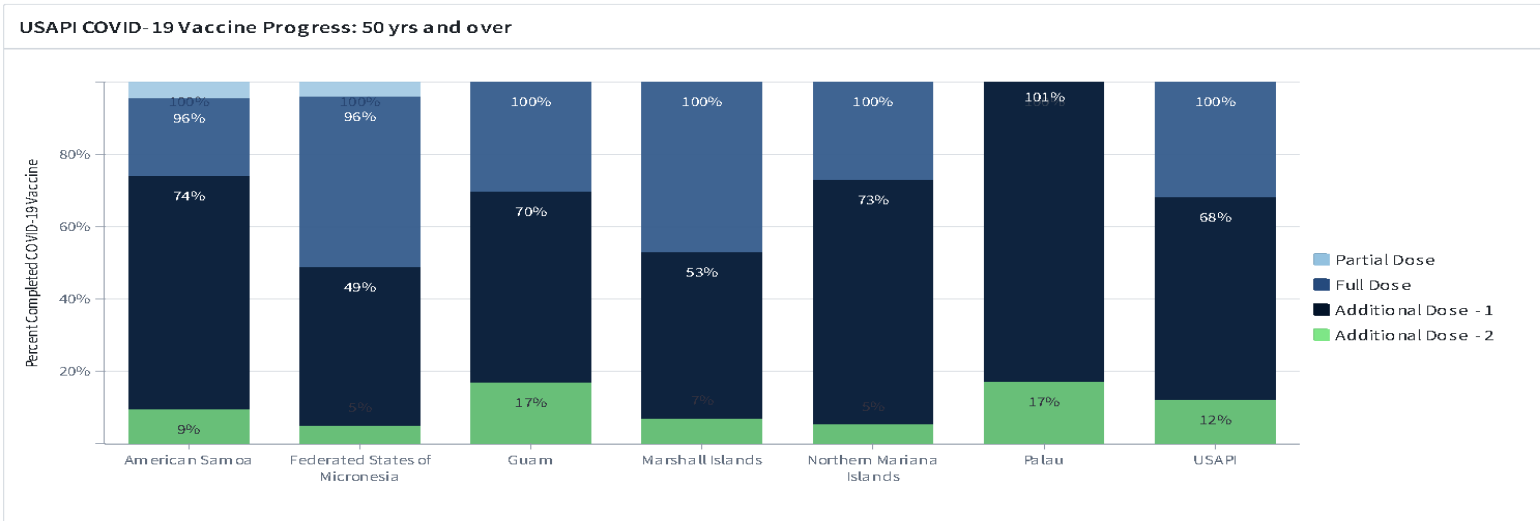
### Striving for 80%: USAPI 18+ COVID-19 Vaccine Progress (FSM States)



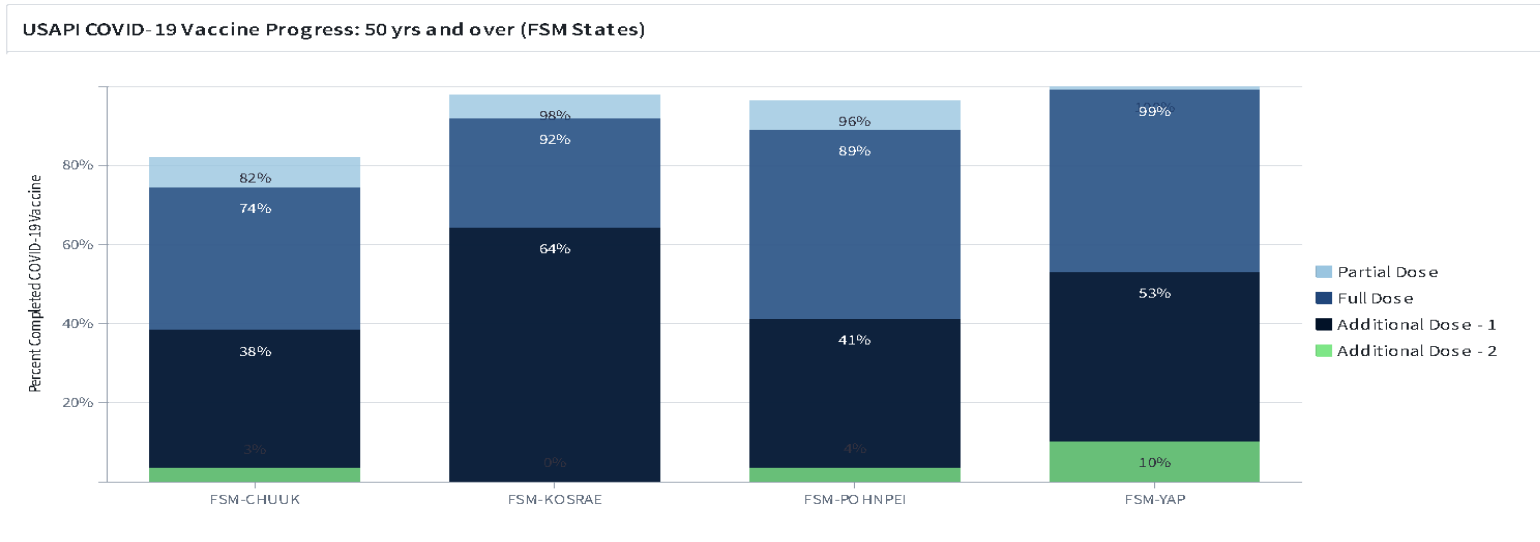
Source: Tiberius Dataset "Administration - Admin Zip - Reporting View"

Percentages are capped at 100%

## CDC/PIHOA one-on-one USAPI weekly check-ins Week: 6/18/2022-7/1/2022



Metrics Include Jurisdiction, Pharmacy, and Federal Agency Data  
Source: Tiberius Dataset "Administration - Admin Awardee - Reporting View"  
Percentages are capped at 100%



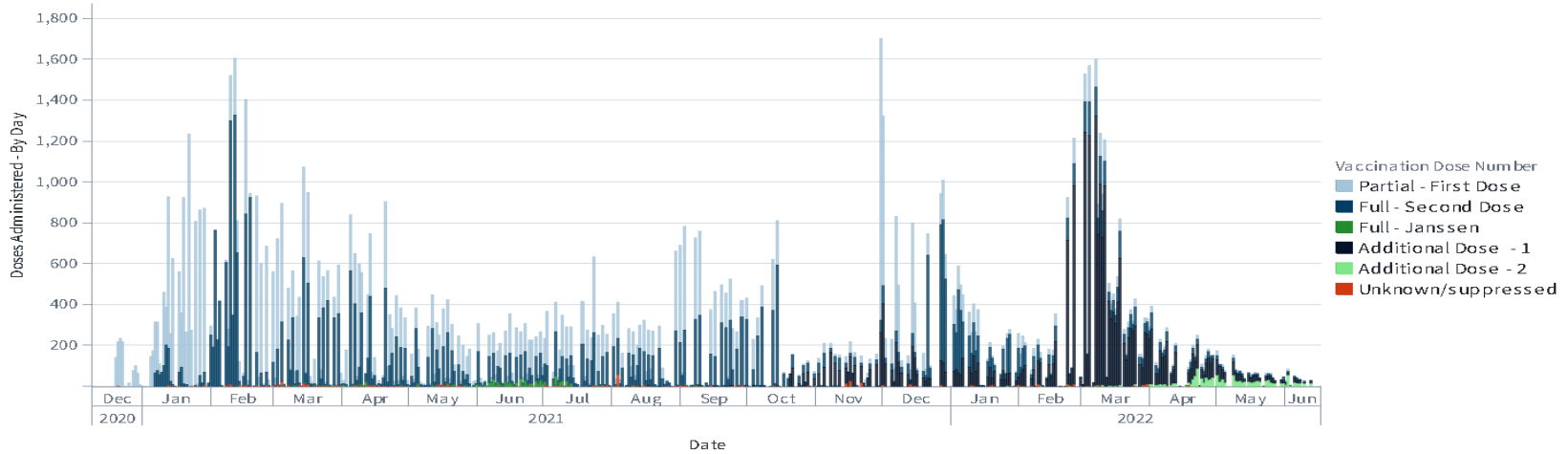
Source: Tiberius Dataset "Administration - Admin Zip - Reporting View"  
Percentages are capped at 100%

CDC/PIHOA one-on-one USAPI weekly check-ins  
Week: 6/18/2022-7/1/2022

By Jurisdiction:

American Samoa

COVID-19 Vaccine Administration by Day in American Samoa

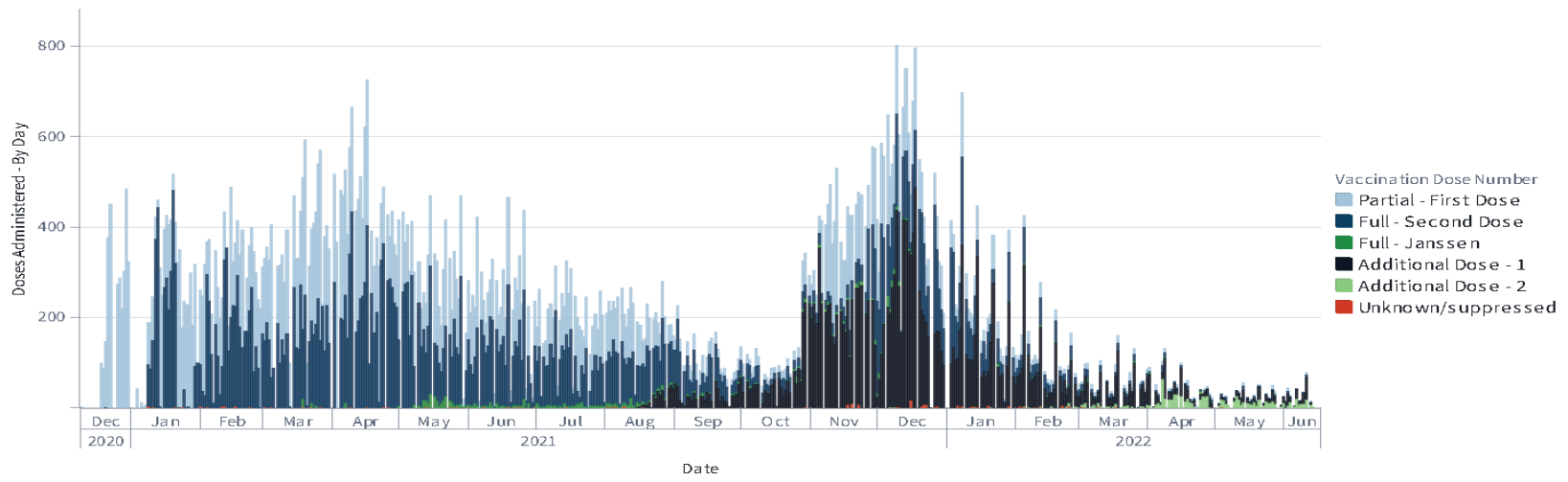


Source: Tiberius Dataset "Administration - Admin Awardee - Reporting View"

**CDC/PIHOA one-on-one USAPI weekly check-ins**  
**Week: 6/18/2022-7/1/2022**

Commonwealth of the Northern Mariana Islands

**COVID-19 Vaccine Administration by Day in CNMI**

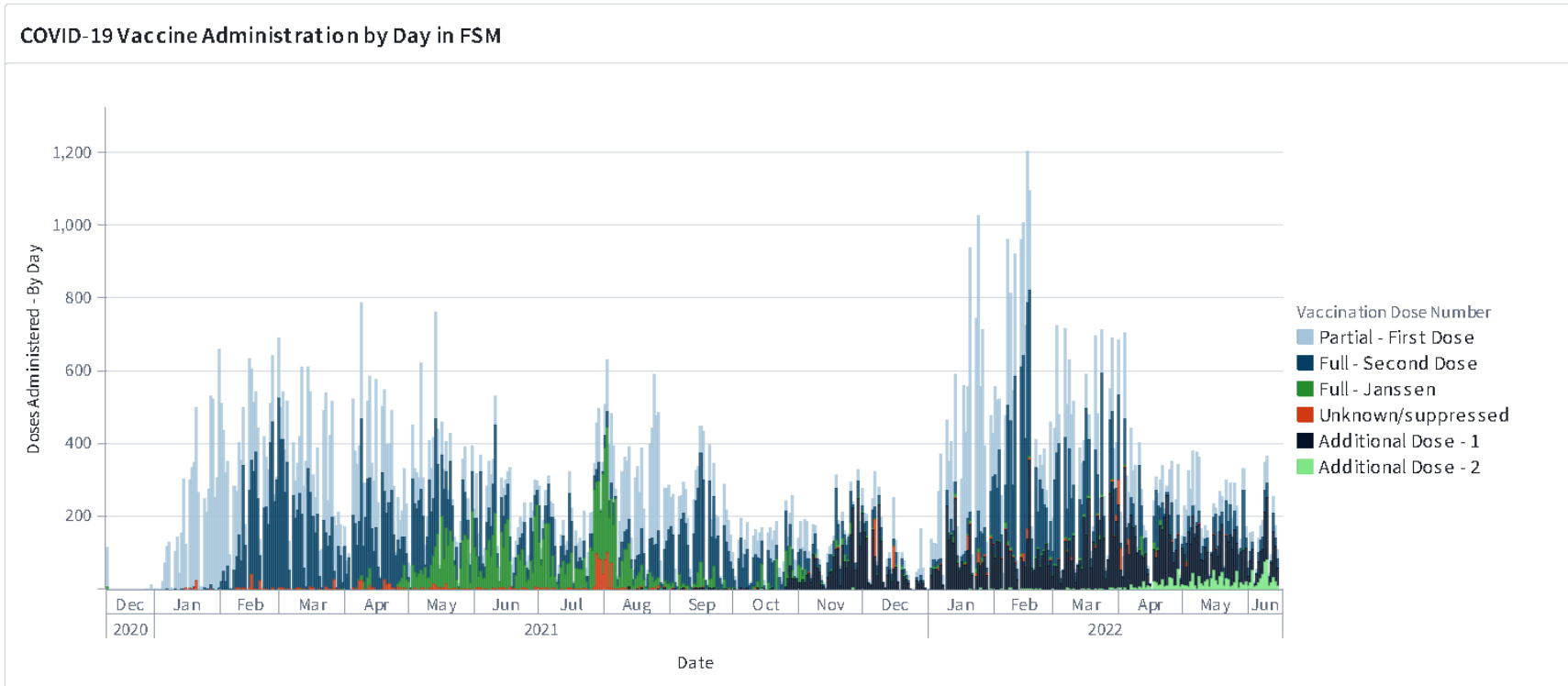


Source: Tiberius Dataset "Administration - Admin Awardee - Reporting View"



CDC/PIHOA one-on-one USAPI weekly check-ins  
Week: 6/18/2022-7/1/2022

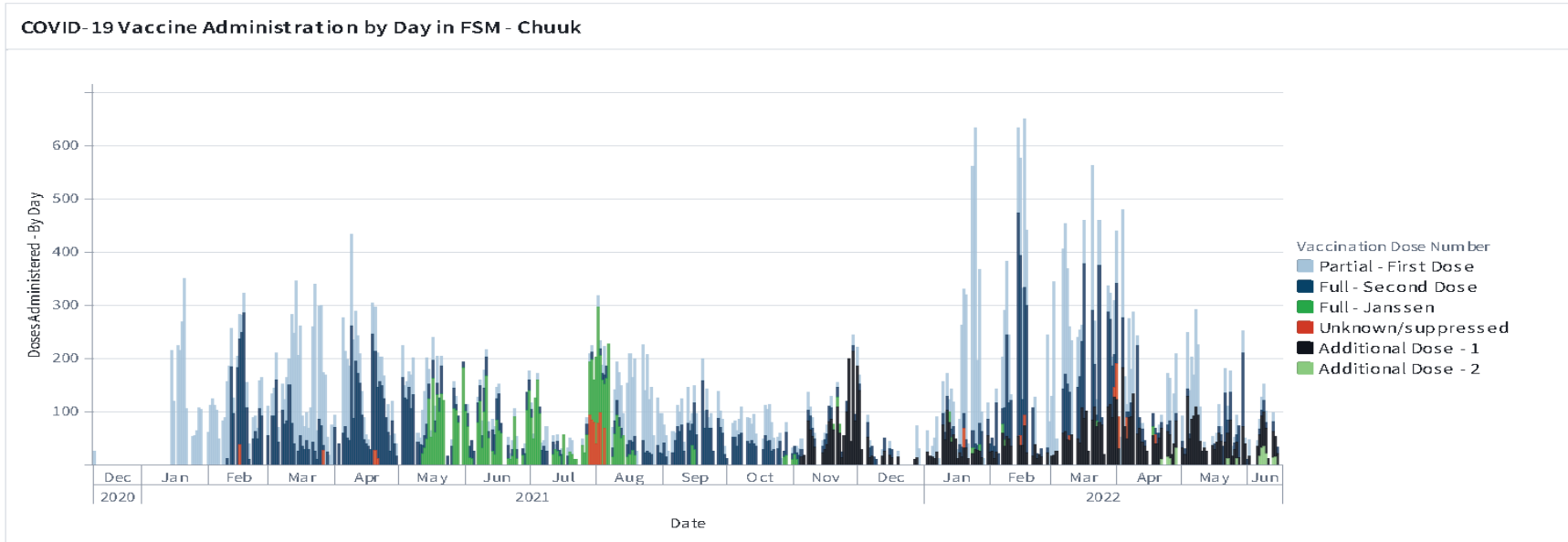
Federated States of Micronesia



Source: Tiberius Dataset "Administration - Admin Awardee - Reporting View"

CDC/PIHOA one-on-one USAPI weekly check-ins  
Week: 6/18/2022-7/1/2022

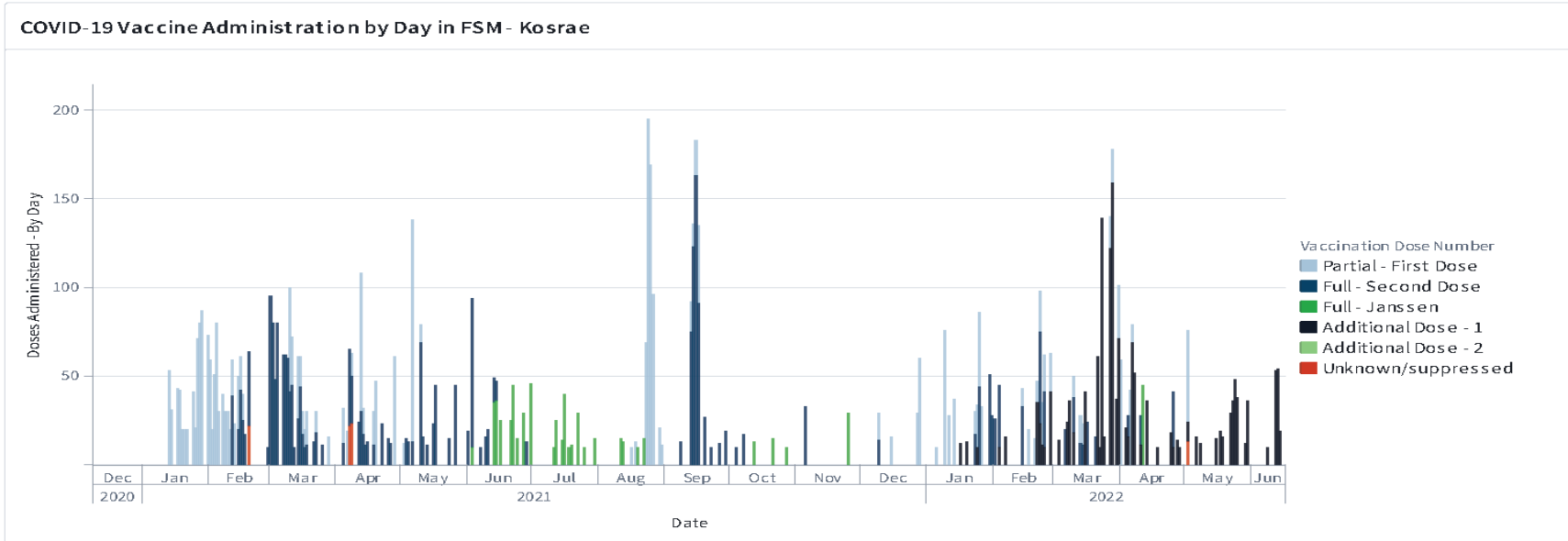
Chuuk



Source: Tiberius Dataset "Administration - Admin Zip - Reporting View"

CDC/PIHOA one-on-one USAPI weekly check-ins  
Week: 6/18/2022-7/1/2022

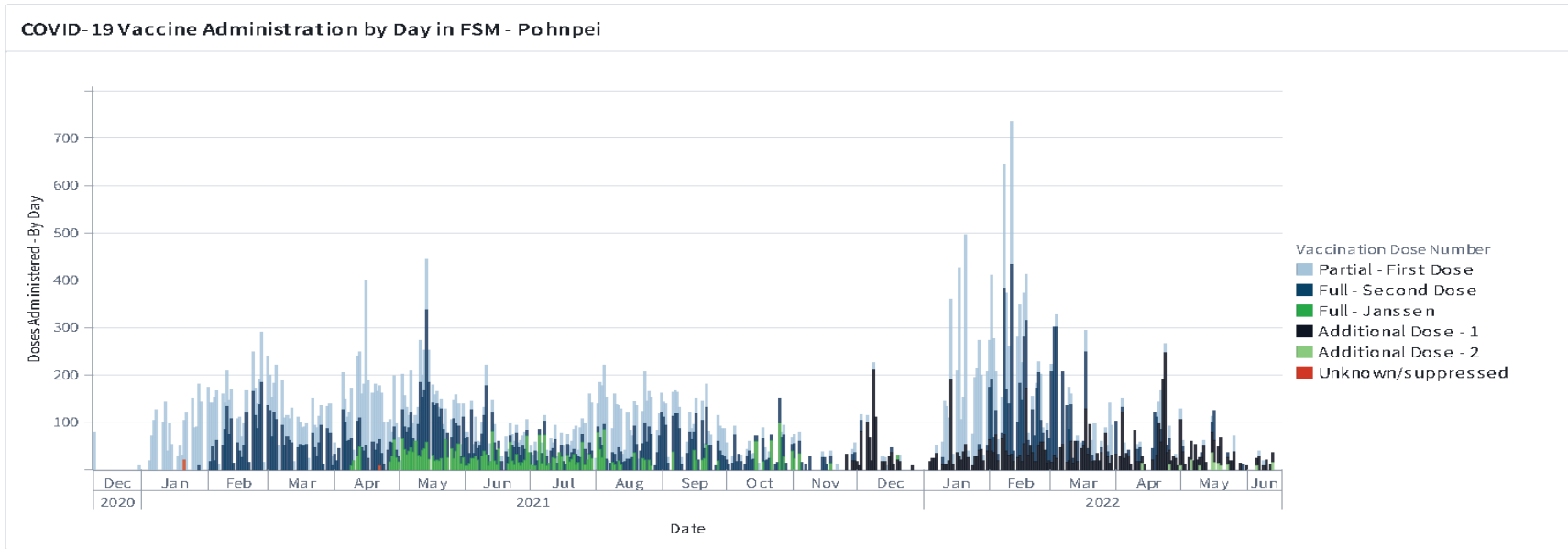
Kosrae



Source: Tiberius Dataset "Administration - Admin Zip - Reporting View"

CDC/PIHOA one-on-one USAPI weekly check-ins  
Week: 6/18/2022-7/1/2022

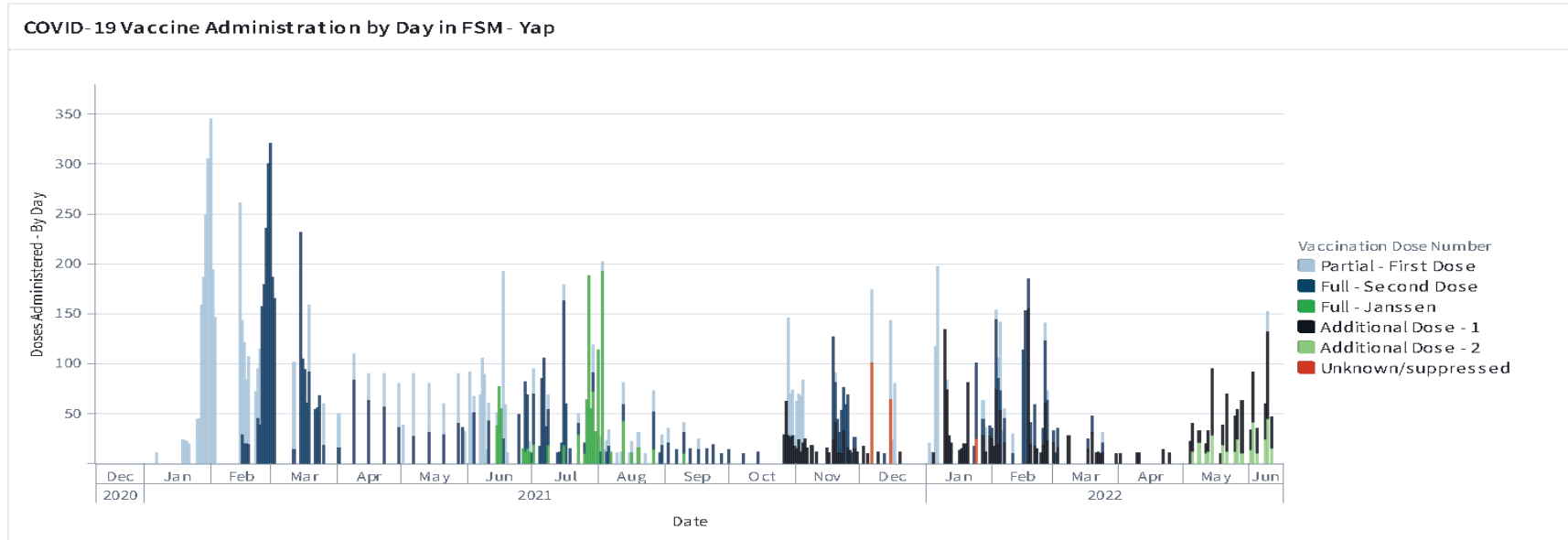
Pohnpei



Source: Tiberius Dataset "Administration - Admin Zip - Reporting View"

CDC/PIHOA one-on-one USAPI weekly check-ins  
Week: 6/18/2022-7/1/2022

Yap

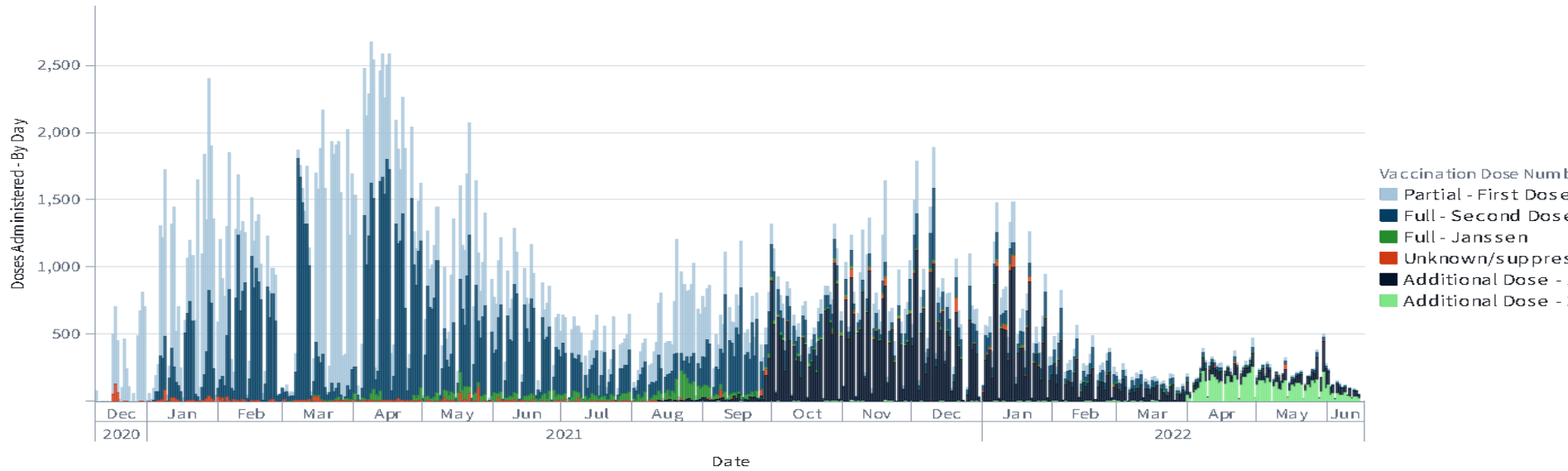


Source: Tiberius Dataset "Administration - Admin Zip - Reporting View"

CDC/PIHOA one-on-one USAPI weekly check-ins  
Week: 6/18/2022-7/1/2022

Guam

COVID-19 Vaccine Administration by Day in Guam

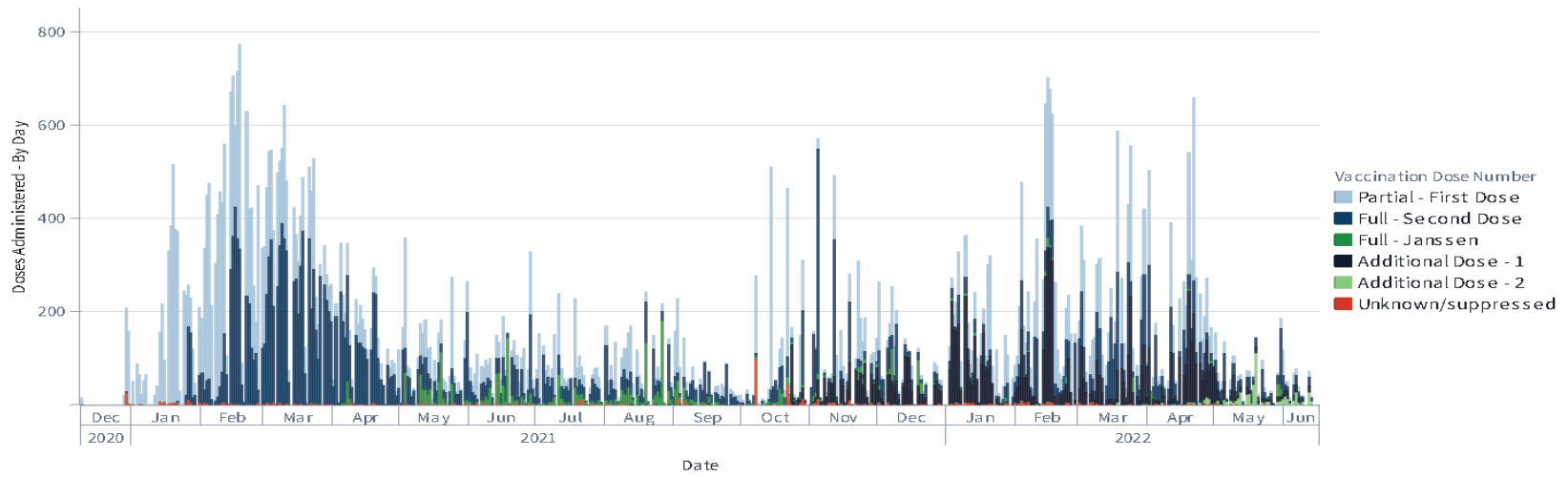


Source: Tiberius Dataset "Administration - Admin Awardee - Reporting View"  
Metrics Include - Jurisdiction and Pharmacy Data, Exclude - Federal Agency Data

CDC/PIHOA one-on-one USAPI weekly check-ins  
Week: 6/18/2022-7/1/2022

Republic of the Marshall Islands

COVID-19 Vaccine Administration by Day in RMI

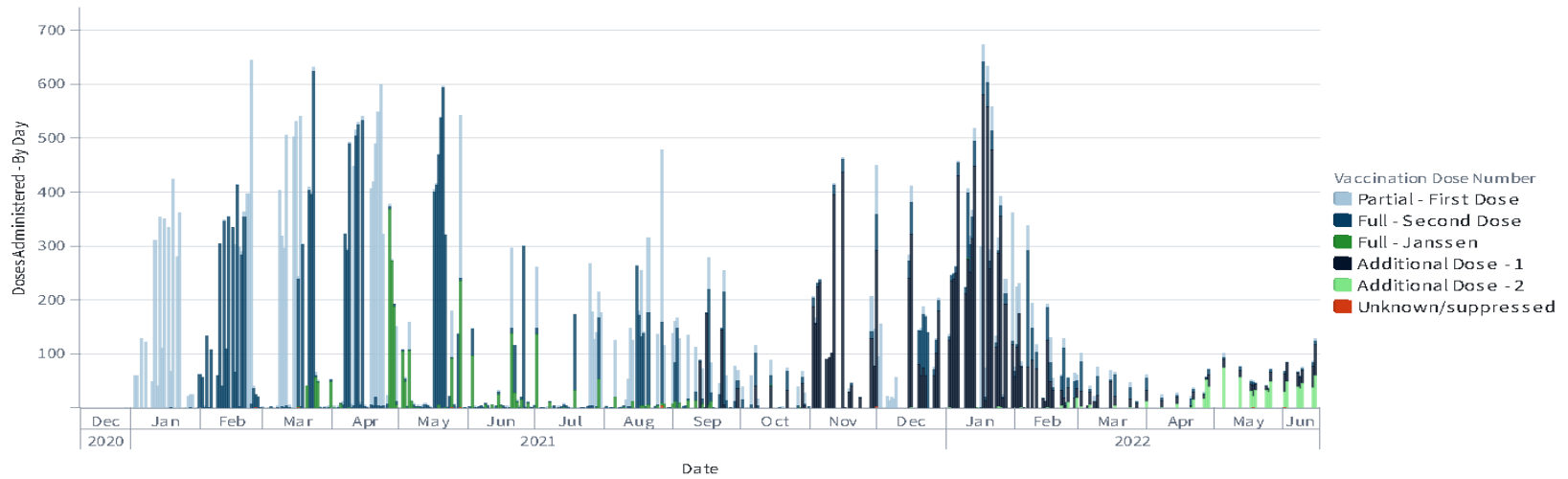


Source: Tiberius Dataset "Administration - Admin Awardee - Reporting View"

CDC/PIHOA one-on-one USAPI weekly check-ins  
Week: 6/18/2022-7/1/2022

Republic of Palau

COVID-19 Vaccine Administration by Day in Palau



Source: Tiberius Dataset "Administration - Admin Awardee - Reporting View"



**CDC/PIHOA one-on-one USAPI weekly check-ins**  
**Week: 6/18/2022-7/1/2022**

**Sources:**

Population Metrics

Palau: 2015 census <https://www.palau.gov.pw/wp-content/uploads/2017/02/2015-Census-of-Population-Housing-Agriculture-.pdf>

FSM: 2010 census <https://www.fsmstatistics.fm/social/population-statistics/>

American Samoa: 2010 census <https://americansamoa.prism.spc.int/social/demography/population-by-age-group.html>

CNMI: 2015 census <https://cccguam.org/wp-content/uploads/CNMI-Statistical-Yearbook-2015-02.10.2017-nxp.pdf>

Guam: 2010 census <https://www.census.gov/data/datasets/2010/dec/guam.html>

RMI: 2010 census

FSM (States): 2010 census <https://www.fsmstatistics.fm/wp-content/uploads/2020/04/2010-Summary-Analysis-Key-Indicators.pdf>