

CDC/PIHOA one-on-one USAPI weekly check-ins
Week: 7/16/2022-7/29/2022

Regional Summary:

- COVID-19 cases
 - Guam has reported 55,208 total cases with 380 deaths and 53,957 recovered; 1,607 new cases (↑ from 1,534 last report) and 4 new deaths this report (-- from 4 last report); 7-day average test positivity 8.8% (↓ from 9.3% last report); 20 hospitalizations (↑ from 15 last report)
 - CNMI has reported 12,698 total cases with 38 deaths and 12,429 recovered; 505 new cases (↑ from 305 last report) and 3 new deaths this report (↑ from 0 last report) in the last 14 days; 7-day average test positivity 7.4% (↓ from 9.1% last report); 5 new hospitalizations (↑ from 0 last report)
 - American Samoa has reported 7,755 total cases with 33 deaths and 7,332 recovered; 295 new cases (↓ from 996 last report) and 0 new deaths this report (↓ from 2 last report); 3,079 (40%) treated with therapeutics; 10 new COVID-19-related hospitalizations (↑ from 5 last report)
 - Palau has reported 5,232 total cases with 6 deaths and 5,217 recovered; 25 new cases and 0 new deaths this report (-- from 0 last report); 0 cases hospitalized (-- from 0 last report)
 - FSM identified its first community transmission in Kosrae and Pohnpei on July 18 and 19 with symptomatic cases presenting for care at clinics and hospitals; 4,195 cases have been reported in FSM (Pohnpei: 3,356 total cases with 4 deaths; Kosrae: 839 total cases with 0 deaths); rapid spread in both states; earliest cases identified in Kosrae reported recent travel from Pohnpei and those in Pohnpei reported recent travel from Kosrae; some cases have been linked to recent 2022 Micronesia Expo hosted in Pohnpei from 7/18-7/22
 - RMI have had no community transmission with 11 new cases identified in facility quarantine

- COVID-19 Vaccine distribution summary (See USAPI Vaccine Summary with 22 updated tables and figures listed below)
 - Vaccination for children 6 months through 5 years of age are now available in all USAPI jurisdictions.
 - Based on data submitted into Tiberius via WebIZ: **94% of all people aged 5 years and older have had at least one dose of a COVID-19 vaccine (--% from last report); 84% are fully vaccinated (--% from last report); and 41% have had at least one additional dose (+1% from last report).**
 - Current percentages of eligible population **aged 5 and over** fully vaccinated (from Tiberius via WebIZ)
 - **American Samoa: 97% (--%)**
 - **FSM: Chuuk: 59% (--%), Kosrae: 75% (--%), Pohnpei: 69% (--%), Yap: 77% (--%)**
 - **Guam: 91% (--%)**
 - **RMI: 67% (--%)**
 - **CNMI: 89% (--%)**
 - **Palau: 100% (--%)**
 - Current percentages of eligible population **aged 5 and over** with at least one additional dose (from Tiberius via WebIZ)
 - **American Samoa: 55% (--%)**
 - **FSM: Chuuk: 22% (--%), Kosrae: 36% (--%), Pohnpei: 22% (--%), Yap: 35% (--%)**
 - **Guam: 46% (--%)**
 - **RMI: 24% (+1%)**
 - **CNMI: 45% (--%)**
 - **Palau: 72% (--%)**

COVID-19 Containment strategies

- Guam no longer requires quarantine for travelers and DPHSS has ceased processing travelers at ports of entry.
- CNMI no longer requires quarantine for travelers.
- Palau is running regular Guam and Taiwan flights for vaccinated travelers with mitigation orders on arrival.
- American Samoa is running limited flights under the Talofa Pass system for vaccinated travelers with pre-departure testing (for travelers from outside the US and Samoa) and arrival testing for all travelers with mask requirement on vessel until receipt of arrival testing results.
- RMI has regular repatriation flights ongoing with in-country quarantine of 14 days and testing requirements.
- FSM has resumed repatriation flights and has reduced quarantine to 3 days in Guam then at least 5 days in FSM (varies by state) with testing

CDC/PIHOA one-on-one USAPI weekly check-ins
Week: 7/16/2022-7/29/2022

USAPI	COVID-19 cases	Testing	Containment	Community Mitigation	Medical Surge Preparedness	Vaccine Updates (based on Tiberius except RMI [local report])
AS	7,755 total cases with 33 deaths and 7,332 recovered; 295 new cases (↓ from 996 last report) and 0 new deaths this report (↓ from 2 last report); 3,079 (40%) treated with therapeutics	Stocks as of 6/27/22: GeneXpert (1,462 available), Abbott ID NOW (1,776 available), ACCULA (4,700 available), BioFire (90 available), and Abbott Binax NOW (47,540 available) testing on-island; Weekly test count (7/18-7/24): 4,052 with 7.4% test positivity (↓ from 8.1% last report)	Borders remain closed to normal travel; Talofa Pass travel for fully vaccinated persons with pre-departure testing (for travelers from outside the US and Samoa) and arrival testing for all travelers with mask requirement on vessel until receipt of arrival testing results; regular flights from Hawaii and Samoa ongoing	Current emergency declaration in effect until 8/26 – mask use in buildings requiring it, places with limited social distancing, on aircraft and passenger boats traveling to AS, schools, and daycares; most public restrictions relaxed	10 new COVID-19-related hospitalizations (↑ from 5 last report) 46 ventilators functional at LBJ, 132 beds, 7 ICU beds; 8 total isolation COVID beds in COVID tent outside of LBJ mAb in stock: 548 (Available: 438 REGEN-COV, 20 BAM/ETE, 30 Sotrovimab, 50 Evusheld, 10 Bebtelovimab) mAb used in past week: 5 Antivirals in stock: 1,893 (Available: 291 Molnupiravir, 1,602 Paxlovid) Antivirals used in past week: 14 Week (7/18–7/25)	Partially vaccinated: 3,428 Fully vaccinated: 41,875 Additional dose: 23,849 % 5+ fully vaccinated: 97.1% % 5+ w/ additional dose: 55.3%
CNMI	12,698 total cases with 38 deaths and 12,429 recovered; 505 new cases (↑ from 305 last report) and 3 new deaths this report (↑ from 0 last report)	Stocks as of 7/22/22: Abbott ID NOW (168 available), Abbott Binax NOW (4,600 available), Biofire (120 available), GeneXpert (4,970 available), and Solgent (784 available) testing on-island; 2,676 tests run in past week; 7-day average test positivity 7.4% (↓ from 9.1% last report)	Travelers are no longer required to undergo testing or complete a health declaration form, though encouraged to do so; following current US entry requirements	CDC COVID-19 Community Level – MEDIUM, no additional mitigation measures in place	5 new COVID-19-related hospitalizations (↑ from 0 last report) 46 usable ventilators; at CHCC- 75 hospital beds, 8 ICU beds mAb in stock: 934 (Available: 372 REGEN-COV, 102 BAM/ETE, 0 Sotrovimab, 135 Evusheld, 325 Bebtelovimab) mAb used in past week: 0 Antivirals in stock: 1,113 (Available: 428 Molnupiravir, 685 Paxlovid) Antivirals used in past week: 0 Week (7/18–7/25)	Partially vaccinated: 2,289 Fully vaccinated: 43,407 Additional dose: 21,910 % 5+ fully vaccinated: 89.3% % 5+ w/ additional dose: 45.1%

CDC/PIHOA one-on-one USAPI weekly check-ins
Week: 7/16/2022-7/29/2022

Guam	55,208 total cases with 380 deaths and 53,957 recovered; 1,607 new cases (↑ from 1,534 last report) and 4 new deaths this report (-- from 4 last report)	Stocks as of 7/26/22: Abbott Binax NOW (4,978 available), Abbott ID NOW (3,073 available), BD Veritor (1,234 available), Flowflex (7,718 available), BioFire (57 available), GeneXpert (2,375 available), and ABI 7500 (15,552 available); 542,347 diagnostic tests conducted; 18,487 this week; 7-day average test positivity 8.8% (↓ from 9.3% last report)	Quarantine requirement for all travelers lifted 3/30/22; DPHSS ceased processing of travelers; 871 cases in isolation (795 home isolation, 56 military isolation, 20 hospitalized)	CDC COVID-19 Community Level – HIGH, corresponding mitigation measures recommended	20 hospitalized cases (↑ from 15 last report) mAb in stock: 685 (Available: 27 REGEN-COV, 140 BAM/ETE, 154 Sotrovimab, 96 Evusheld, 268 Bebtelovimab) mAb used in past week: 0 Antivirals in stock: 609 (Available: 519 Molnupiravir, 90 Paxlovid) Antivirals used in past week: 0 Week (7/18–7/25)	Partially vaccinated: 14,173 Fully vaccinated: 140,790 Additional dose: 71,348 % 5+ fully vaccinated: 90.9% % 5+ w/ additional dose: 46.0%
Chuuk	4 total cases identified in quarantine; 2 treated with therapeutics; no active cases	Stocks as of 7/12/22: GeneXpert (3,780 available), Abbott Binax NOW (39,800 available) testing on-island; running ~90 tests per week	Borders remain closed; repatriation ongoing with 3 days of quarantine in Guam then 14 days in Chuuk; 10 total repatriation groups; most recent group - repatriated on 7/11	Education is being conducted in communities; risk communication ongoing with repatriation; social distancing is being encouraged but not enforced	21 working ventilators at hospital (12 LTV FEMA, 3 Hamilton); 104 beds in shared wards, 9 ICU beds, 14 beds in isolation rooms, no negative air flow, 6 dedicated PUI/COVID-19 rooms + plan to use for mAb; mAb stock on-island (72 Evusheld, 51 Sotrovimab, 170 Bebtolovimab, 1,907 Paxlovid, 127 REGEN-COV; 91 Molnupiravir)	Partially vaccinated: 6,491 Fully vaccinated: 25,555 Additional dose: 9,366 % 5+ fully vaccinated: 59.3% % 5+ at least one dose: 74.4% % 5+ w/ additional dose: 21.7%

CDC/PIHOA one-on-one USAPI weekly check-ins
Week: 7/16/2022-7/29/2022

Kosrae	839 total cases with 0 deaths; ~84 cases/day; community spread identified on 7/18 after an increase in ILI cases presenting to clinic; earliest identified cases report recent travel from Pohnpei State	Stocks as of 7/12/22: Abbott ID NOW (72 available), GeneXpert (1,618 available), BD Veritor (150 available), Panbio (462 available), and Abbott Binax NOW (13,440 available) testing on-island; 1,168 tests in two weeks; 72% positivity rate; targeted testing for incarcerated persons, police and essential staff	Borders remain closed; repatriation flights ongoing (15 total conducted) with most recent on 7/18, repat protocols - 3 days quarantine in Guam then 5 days in Kosrae with testing	Community-level education by Risk Communication Committee; social distancing is required in some settings; mask wearing in public places and private gatherings Large increase in demand for vaccination and testing	3 FEMA vents on-island; 45 hospital beds (2 ICU), 5 isolation rooms with no negative air flow; working to upgrade oxygen generator; low supplies of PPE on-island Two T2T sites activated: Tafunsak CHC and Tofol gym (cannot operate 3 rd planned site due to staffing) Therapeutic stocks on-island: 16 REGEN-COV, 51 Sotrovimab, 72 Evusheld, 73 Bebtelovimab, 60 Molnupiravir, 280 Paxlovid	Partially vaccinated: 573 Fully vaccinated: 4,390 Additional dose: 2,114 % 5+ fully vaccinated: 74.9% % 5+ at least one dose: 84.7% % 5+ w/ additional dose: 36.1%
Pohnpei	3,356 total cases with 4 deaths; 708 new cases in last 24 hours; community spread identified on 7/19 after 3 cases presented to the hospital; earliest identified cases report recent travel from Kosrae State	Stocks as of 7/12/22: GeneXpert (300 available), and Abbott Binax NOW (32,544 available) testing on-island; Testing available at two T2T centers, CHC and hospital	Borders remain closed; several small repatriation flights have been conducted from Guam; repat protocols - 3 days quarantine in Guam and 5 days in Pohnpei with testing Pohnpei hosted the 2022 Micronesia Expo with delegates from all states 7/18-7/22; some cases linked to expo travel	Risk communication and community education ongoing; require masks in public places and sick persons to get tested and to stay home; requesting people stay home unless essential to work, shop, or necessary errands and remind to practice good hygiene	13 hospitalized cases 14 total vents; 98 hospital beds (no ICU beds), 4 isolation rooms at hospital with negative air flow; MMA isolation center near the airport with 40 units Therapeutics for all of FSM mAb in stock: 1,268 (Available: 400 REGEN-COV, 50 BAM/ETE, 0 Sotrovimab, 414 Evusheld, 404 Bebtelovimab) mAb used in past week: 0 Antivirals in stock: 8,600 (Available: 5,201 Molnupiravir, 3,399 Paxlovid) Antivirals used past week: 352 Week (7/18-7/25)	Partially vaccinated: 3,071 Fully vaccinated: 22,348 Additional dose: 6,927 % 5+ fully vaccinated: 69.4% % 5+ at least one dose: 79.0% % 5+ w/ additional dose: 21.5%

CDC/PIHOA one-on-one USAPI weekly check-ins
Week: 7/16/2022-7/29/2022

Yap	0 cases	Stocks as of 7/12/22: GeneXpert (2,700 available), BD Veritor (990 available), Abbott Binax NOW (1,200 available), and BioFire (61 available) testing on-island; mainly travel and frontline testing; ~50 tests/week; continue testing travelers and patients with respiratory illness	Borders remain closed; repatriation protocols include 3 days quarantine in Guam and 10 days in Yap with testing; most recent repatriation flight 7/6 from Guam	Social distancing is being encouraged but not enforced; community education is ongoing (currently focused on vaccines) and expanded to outer islands	20 working ventilators on-island; 38 hospital beds, 2 isolation rooms with negative air flow; working to establish permanent quarantine and isolation facilities; working on establishing COVID ward and oxygen generation facility Therapeutic stocks on-island: 70 Evusheld, 80 Bebtelovimab, 126 Molnupiravir; 556 Paxlovid	Partially vaccinated: 344 Fully vaccinated: 7,896 Additional dose: 3,577 % 5+ fully vaccinated: 77.2% % 5+ at least one dose: 80.6% % 5+ w/ additional dose: 35.0
Palau	5,232 total cases with 6 deaths and 5,217 recovered; 25 new cases and 0 new deaths this report (-- from 0 last report)	Stocks as of 4/22/22: Abbott Binax NOW (11,640 available), Abbott ID NOW (1,344 available), GeneXpert (5,100 available), Roche Cobas (1,680 available), BioFire (270 available), and VTRUST antigen (10,100 available) testing on-island; 63,184 total tests conducted; 2,165 tests run in last 14 days	Passenger flights (Guam, Taiwan) and military flights ongoing; Effective July 1, vaccinated travelers are allowed entry with requirement to follow mitigation orders issued on arrival; 41 active cases in isolation	Mandated face mask wearing in all indoor facilities, at all outdoor gatherings of 20+ people, physical distancing of 3 feet	0 cases hospitalized (-- from 0 last report) 80 hospital beds, 4 ICU beds, 5 isolation rooms with negative air flow; various quarantine sites available; 36 working ventilators on-island mAb in stock: 806 (Available: 306 REGEN-COV, 68 BAM/ETE, 0 Sotrovimab, 133 Evusheld, 299 Bebtelovimab) mAb used in past week: 0 Antivirals in stock: 1,171 (Available: 203 Molnupiravir, 968 Paxlovid) Antivirals used in past week: 3 Week (7/18-7/25)	Fully vaccinated: 18,157 Additional dose: 11,890 % 5+ fully vaccinated: >100% % 5+ w/ additional dose: 72.3%

CDC/PIHOA one-on-one USAPI weekly check-ins
Week: 7/16/2022-7/29/2022

<p>RMI- Majuro +OI</p>	<p>0 cases</p>	<p>Stocks as of 7/25/22: GeneXpert (6,643 available), BioFire (60 available), Abbott Binax NOW (31,219 available), Abbott ID NOW (236 available), Flowflex (1,436 available), and BD Veritor (0 available) testing on-island; testing mostly being conducted for travelers; ~300-500 tests per month</p>	<p>Borders are closed until at least 7/31/22; Travel Advisory #40 in effect; HNL repat is ongoing w/ Safe Travel Program registration, pre-arrival testing, 14 days facility Q in RMI w/ testing on days 3,7,14]; Safe Travel Program: 1,563 individuals released, 13 in quarantine; Marine Sector Quarantine: 132 individuals released, 0 in quarantine</p>	<p>COVID-19 Condition Level BLUE– (Low Risk to communities: Threat present in country, but contained and isolated with no community transmission); multiple media strategies including community meetings; normal activities have resumed; social distancing being encouraged but not enforced</p>	<p>44 total vents on-island (37 reserved for COVID-19); 108 hospital beds (3 ICU), 8 isolation rooms (1 with negative air flow); new isolation building (8 isolation rooms with negative air flow) completed; new quarantine facility (24 beds) built, old facility still usable (80 beds)</p> <p>Therapeutics for all of RMI mAb in stock: 1,110 (Available: 96 REGEN-COV, 0 BAM/ETE, 300 Sotrovimab, 384 Evusheld, 330 Bebtelovimab) mAb used in past week: 0 Antivirals in stock: 1,591 (Available: 282 Molnupiravir, 1,309 Paxlovid) Antivirals used in past week: 0 Week (7/18–7/25)</p>	<p>Partially vaccinated: 6,591</p> <p>Fully vaccinated: 25,513</p> <p>Additional dose: 11,834</p> <p>% 5+ fully vaccinated: 78.1%</p> <p>% 5+ at least one dose: 98.2%</p> <p>% 5+ w/ additional dose: 36.2%</p>
<p>RMI- Kwaj</p>	<p>60 cases (all imported & identified in facility quarantine); 12 active cases (1 Maritime; 11 USAG-KA)</p>	<p>Stocks as of 7/25/22: GeneXpert (1,370 available), BioFire (0 available), and Abbott Binax NOW (12,650 available) testing on-island including Ebeye hospital and KLQC quarantine laboratory; testing mostly being conducted for travelers; ~100 tests per month</p>	<p>Borders are closed until at least 7/31/22; Travel Advisory #40 in effect; 2,288 individuals have been repatriated to Kwajalein base; 88 in quarantine</p>	<p>Limited social distancing occurring but implementing some safety measures</p>	<p>14 vents on-island; isolation facility is being built and renovated TB trailer is being prepared (6 beds) for temporary isolation</p> <p>Therapeutics on-island: 56 REGEN-COV, 32 BAM/ETE combo, 12 Sotrovimab, 72 Evusheld, 30 Bebtolivimab, 190 Molnupiravir, 513 Paxlovid</p>	<p>Partially vaccinated: 405</p> <p>Fully vaccinated: 8,421</p> <p>Additional dose: 4,658</p> <p>% 5+ fully vaccinated: 91.0%</p> <p>% 5+ at least one dose: 95.4%</p> <p>% 5+ w/ additional dose: 50.4%</p>

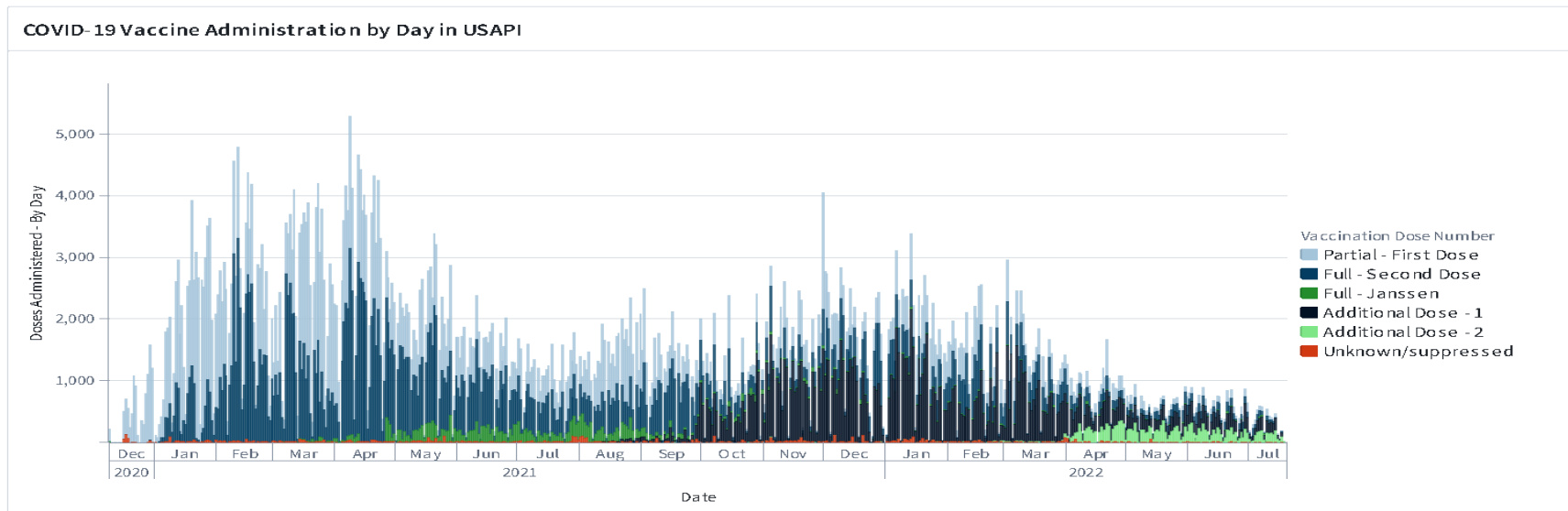
CDC/PIHOA one-on-one USAPI weekly check-ins
Week: 7/16/2022-7/29/2022

USAPI Vaccine Summary Tables and Charts:

*Note that all data except for those detailing Outer Island coverage rates comes directly from Tiberius. Thank you to Katrina Myers and the entire USAPI Tiberius Team for helping assemble "Dr. B's Famous Slide-set." Thank you to the jurisdictions who enter this data into WebIZ each day to keep it up to date.

*Outer Island data was provided by each jurisdiction based on their outer island outreach activities. Because of this, there may be discrepancies between the two data sets (Tiberius and the Jurisdiction Outer Island Data). Also, some jurisdictions have yet to report their data in detail. Thank you to Dr. Haley Cash for assembling the Outer Island table and each of the jurisdictions for collecting and reporting this unique, yet important data.

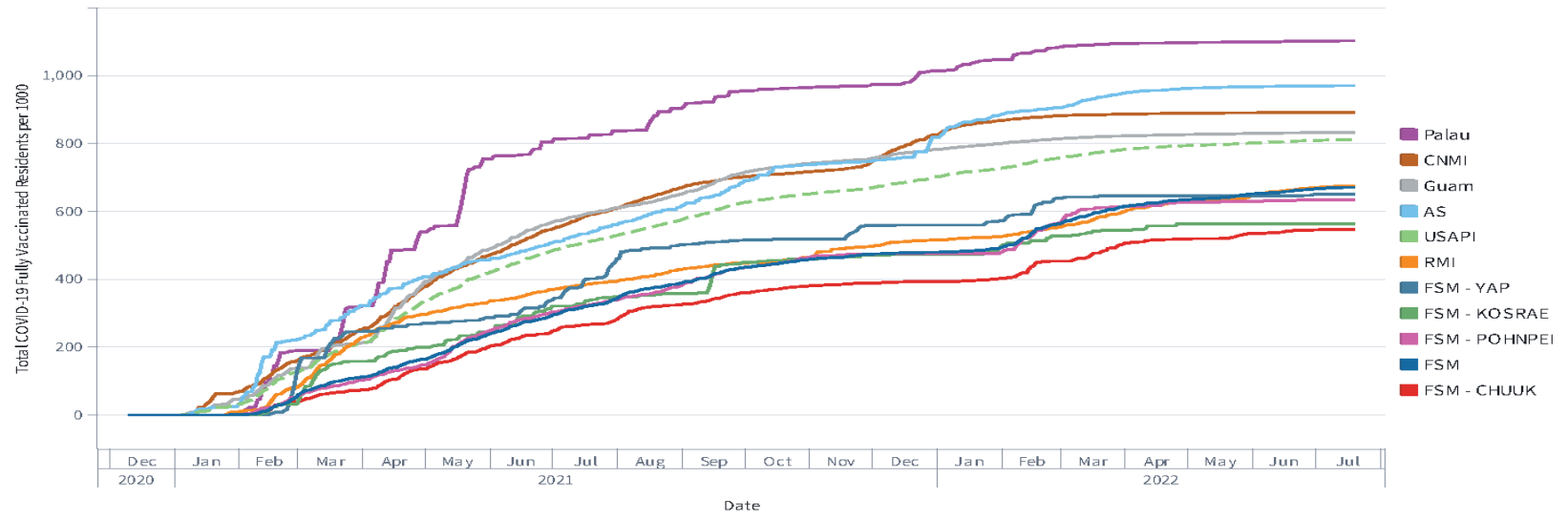
US-affiliated Pacific Islands Region



Source: Tiberius Dataset "Administration - Admin Awardee - Reporting View"
Metrics Include - Jurisdiction and Pharmacy Data, Exclude - Federal Agency Data

CDC/PIHOA one-on-one USAPI weekly check-ins Week: 7/16/2022-7/29/2022

Cumulative COVID-19 Fully Vaccinated Residents in USAPI (per 1000 eligible residents)



Metrics Include - Jurisdiction and Pharmacy Data, Exclude - Federal Agency Data
 Eligible Population - 5+ yrs
 Source: Tiberius Dataset "Awardee Vaccine Metrics - Reporting View"

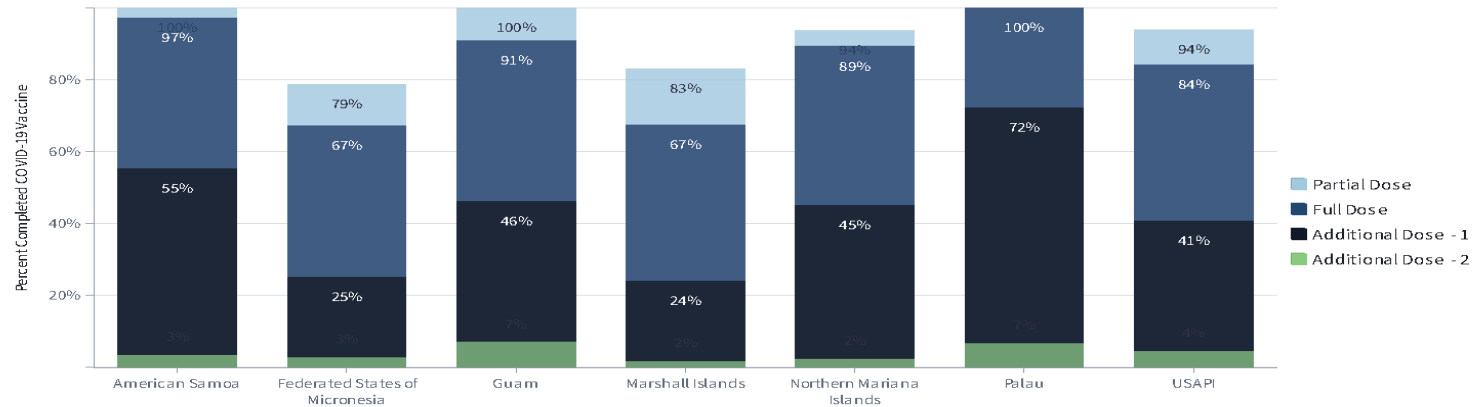
CDC/PIHOA one-on-one USAPI weekly check-ins
Week: 7/16/2022-7/29/2022

Jurisdiction	Population Aged 5+	Partially Vaccinated	Pct Partially Vaccinated	Fully Vaccinated	Pct Fully Vaccinated	1st Add'l. Doses	Pct With 1st Add'l. Dose	2nd Add'l. Doses	Pct With 2nd Add'l. Dose	Not Vaccinated	Pct Not Vaccinated
American Samoa	43,110	45,303	100%	41,875	97%	23,849	55%	1,443	3%	0	0%
FSM-CHUUK	43,093	32,046	74%	25,555	59%	9,366	22%	640	1%	11,047	26%
FSM-KOSRAE	5,861	4,963	85%	4,390	75%	2,114	36%	76	1%	898	15%
FSM-POHNPEI	32,193	25,419	79%	22,348	69%	6,927	22%	767	2%	6,774	21%
FSM-YAP	10,226	8,240	81%	7,896	77%	3,577	35%	694	7%	1,986	19%
Guam	154,941	154,963	100%	140,790	91%	71,348	46%	10,736	7%	0	0%
Marshall Islands	45,415	37,749	83%	30,648	67%	10,871	24%	718	2%	7,666	17%
Northern Mariana Islands	48,632	45,696	94%	43,407	89%	21,910	45%	1,092	2%	2,936	6%
Palau	16,451	20,350	100%	18,157	100%	11,890	72%	1,085	7%	0	0%
USAPI	399,319	374,729	94%	335,066	84%	161,852	41%	17,251	4%	24,590	6%

Abbreviations: Pct – Percent, Addt'l. – Additional

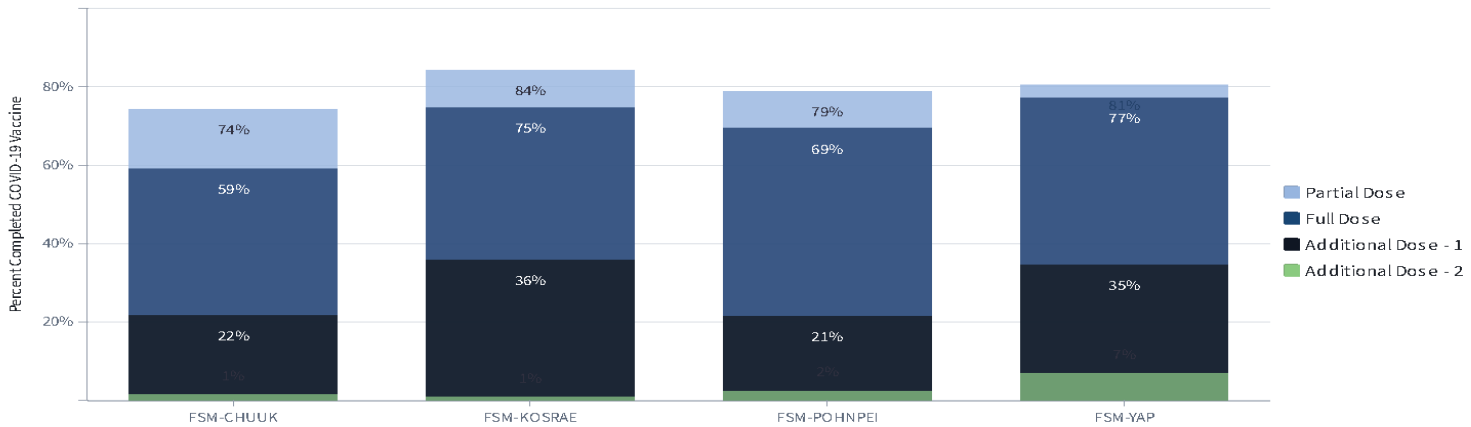
CDC/PIHOA one-on-one USAPI weekly check-ins Week: 7/16/2022-7/29/2022

Striving for 80%: USAPI 5+ COVID-19 Vaccine Progress



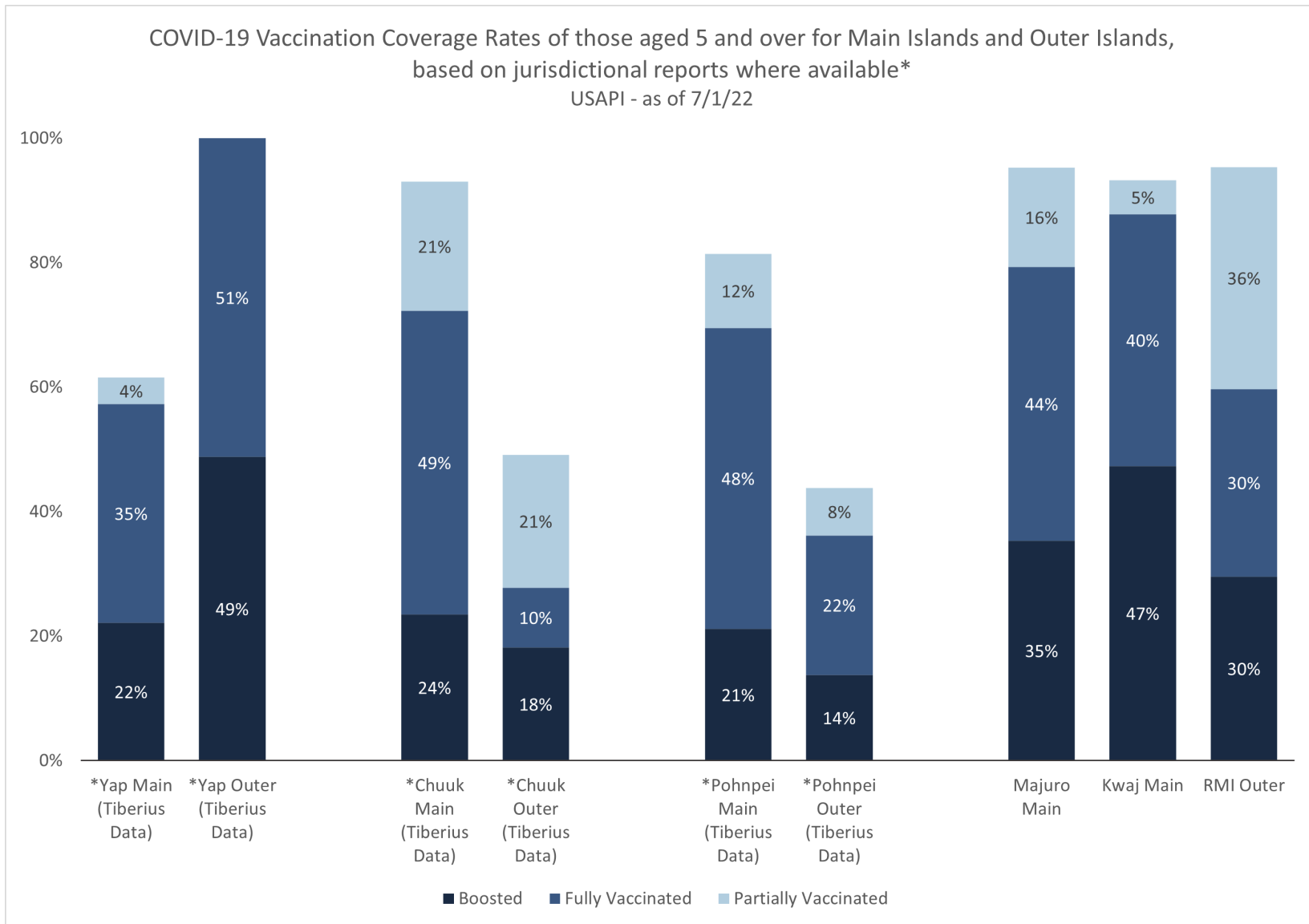
Metrics Include Jurisdiction, Pharmacy, and Federal Agency Data
Source: Tiberius Dataset "Administration - Admin Awardee - Reporting View"
Percentages are capped at 100%

Striving for 80%: USAPI 5+ COVID-19 Vaccine Progress (FSM States)



Source: Tiberius Dataset "Administration - Admin Zip - Reporting View"
Percentages are capped at 100%

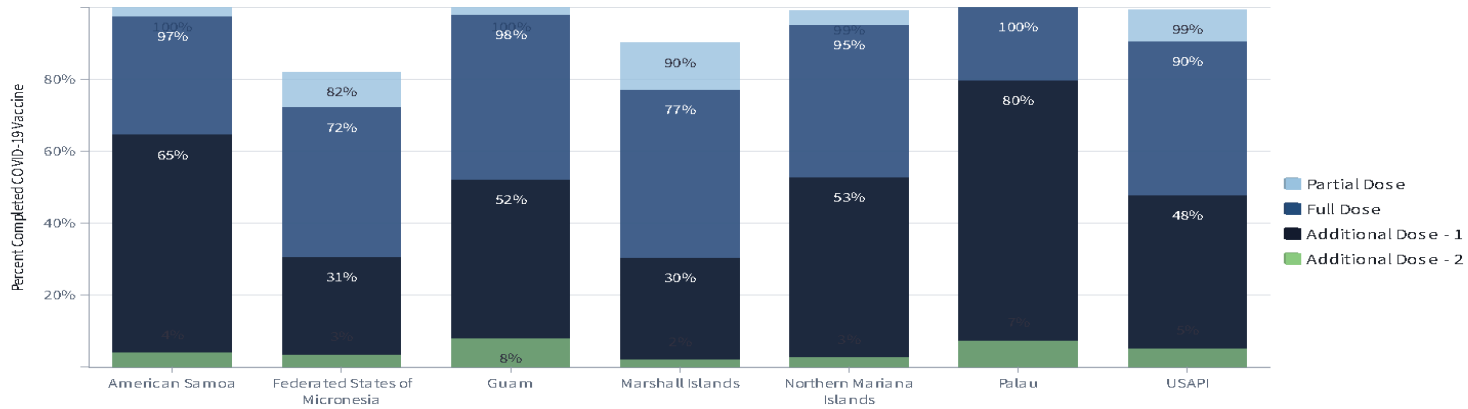
CDC/PIHOA one-on-one USAPI weekly check-ins
Week: 7/16/2022-7/29/2022



Percentages are capped at 100%

CDC/PIHOA one-on-one USAPI weekly check-ins Week: 7/16/2022-7/29/2022

Striving for 80% USAPI 12+ COVID-19 Vaccine Progress

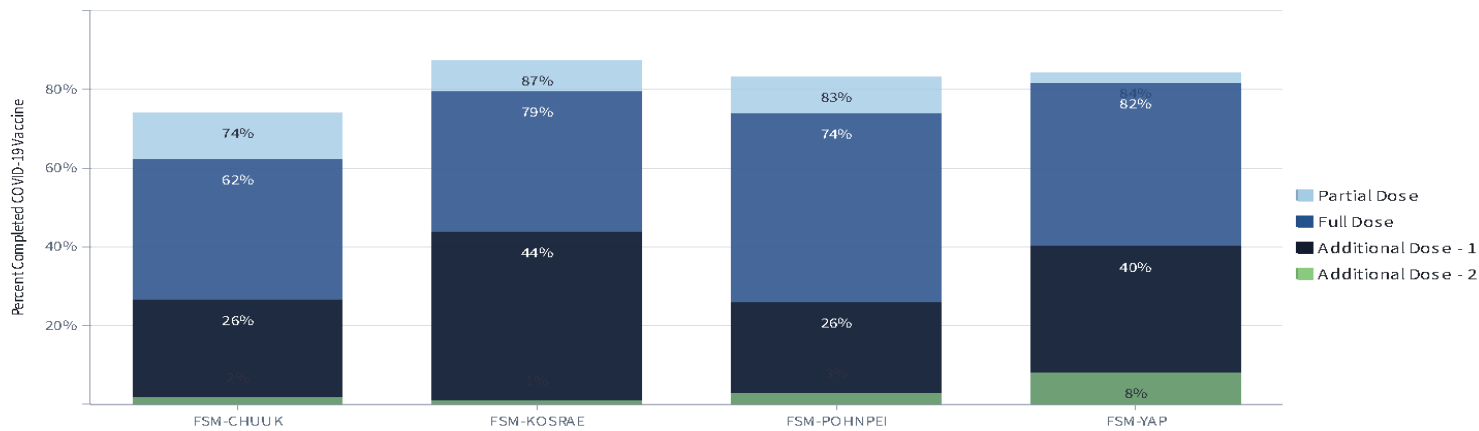


Metrics Include Jurisdiction, Pharmacy, and Federal Agency Data

Source: Tiberius Dataset "Administration - Admin Awardee - Reporting View"

Percentages are capped at 100%

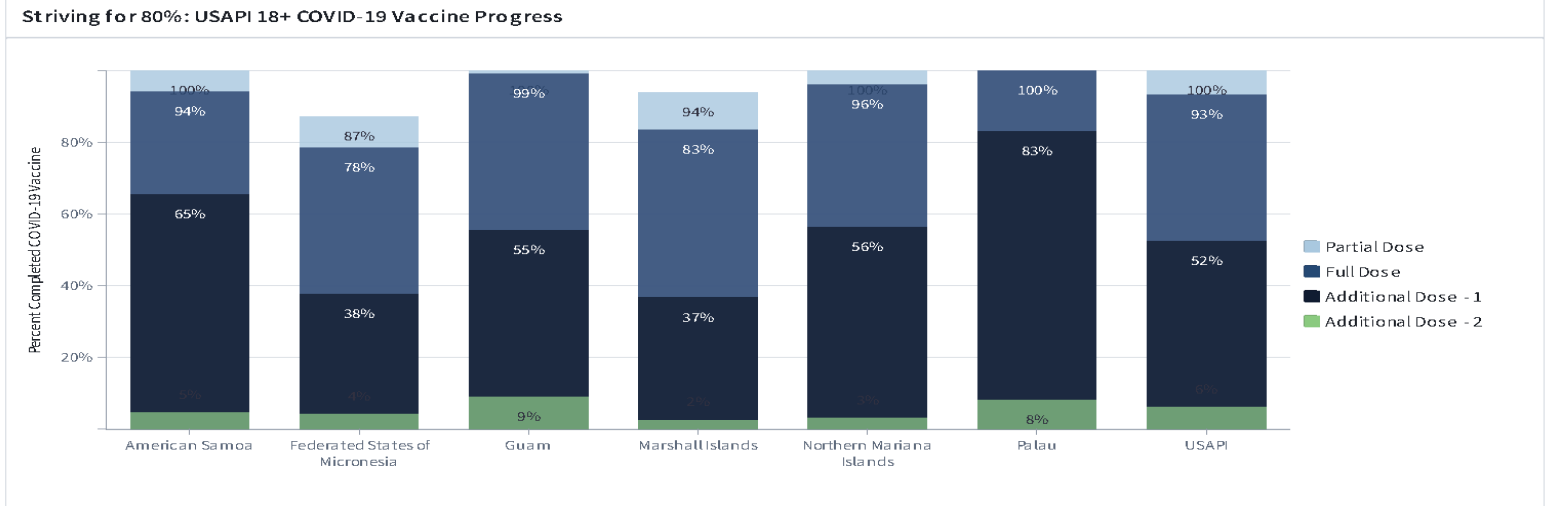
Striving for 80% USAPI 12+ COVID-19 Vaccine Progress (FSM States)



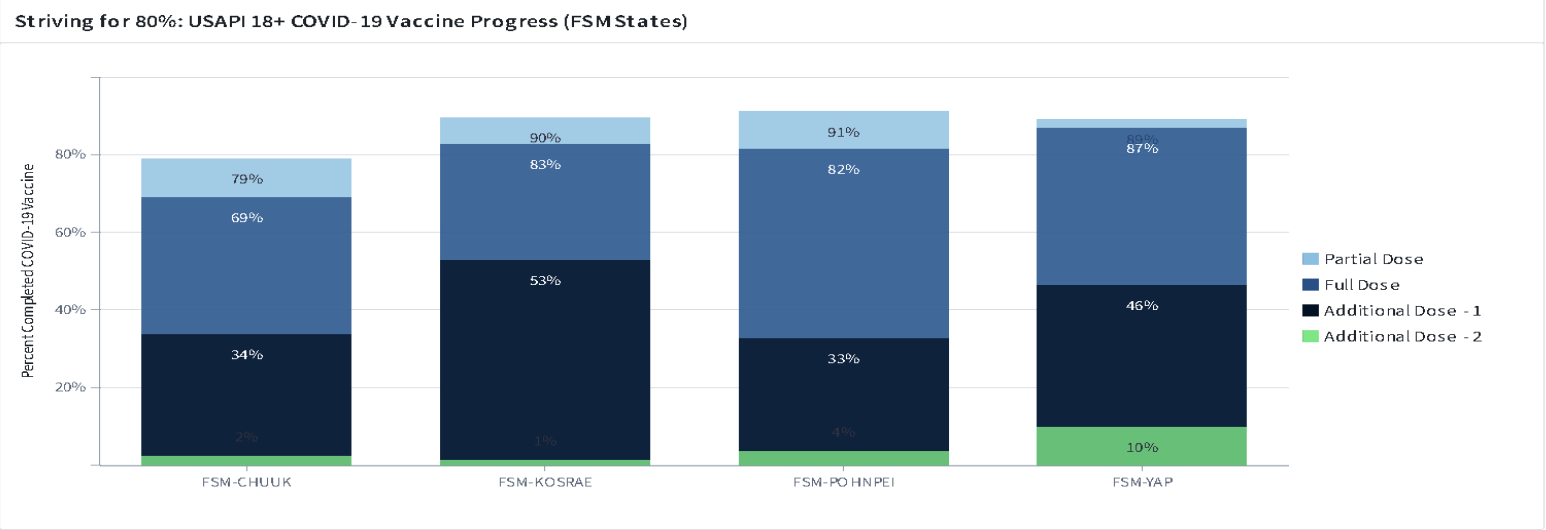
Source: Tiberius Dataset "Administration - Admin Zip - Reporting View"

Percentages are capped at 100%

CDC/PIHOA one-on-one USAPI weekly check-ins Week: 7/16/2022-7/29/2022

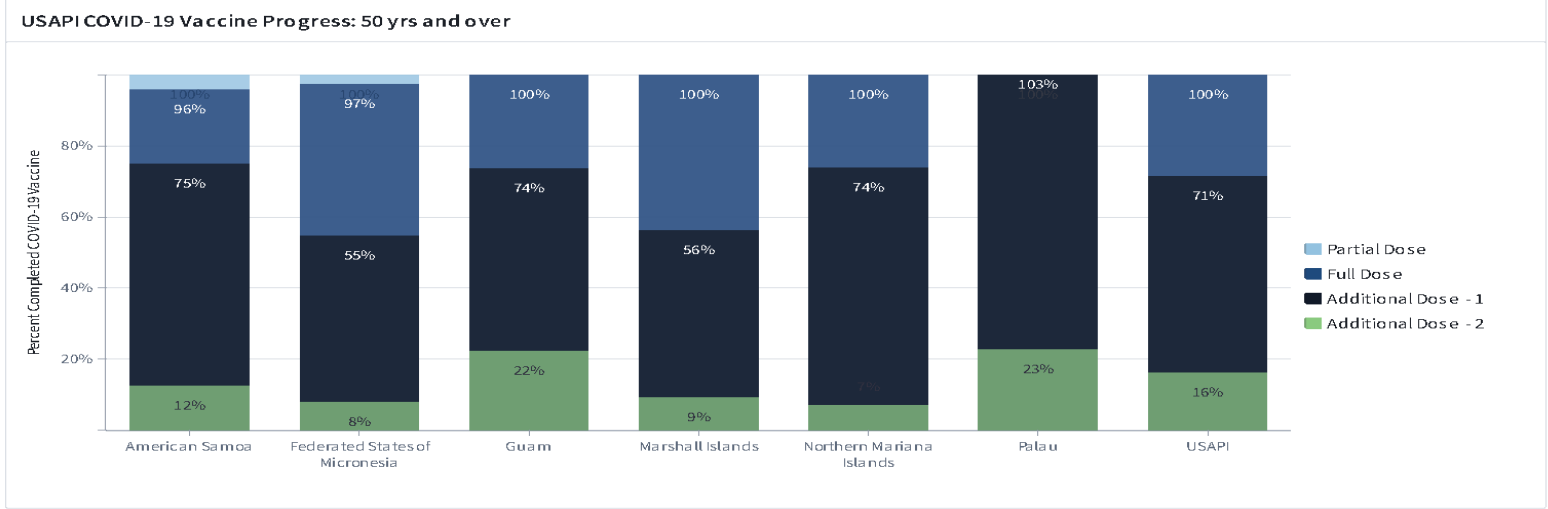


Metrics Include Jurisdiction, Pharmacy, and Federal Agency Data
Source: Tiberius Dataset "Administration - Admin Awardee - Reporting View"
Percentages are capped at 100%

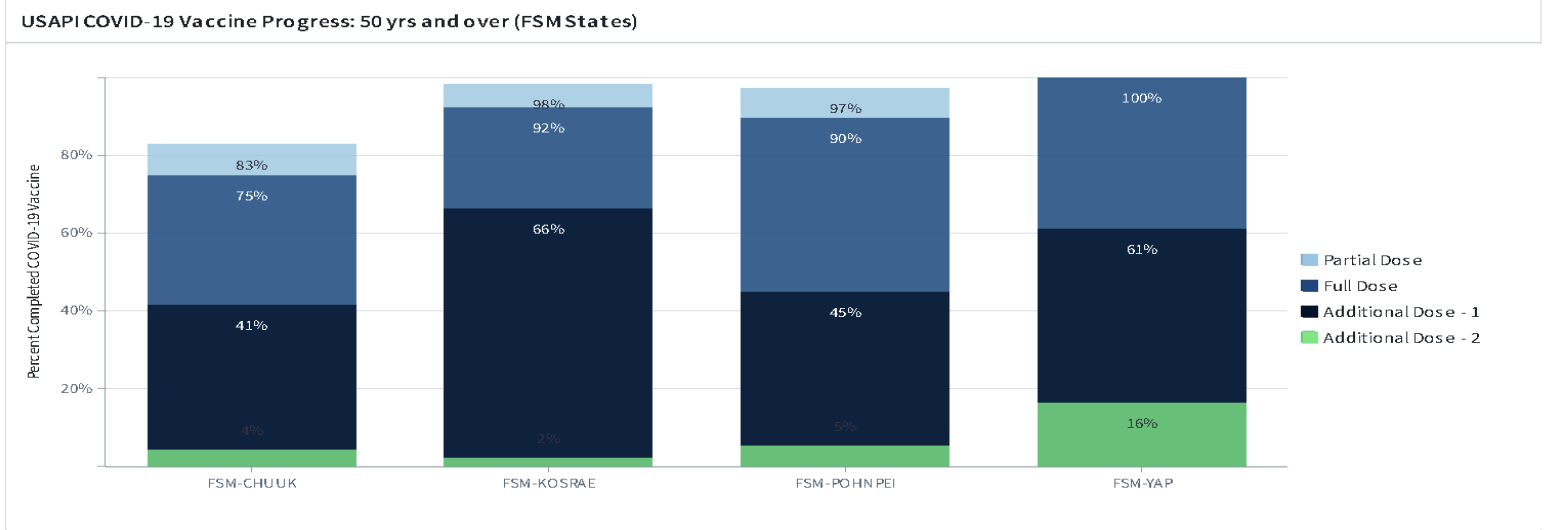


Source: Tiberius Dataset "Administration - Admin Zip - Reporting View"
Percentages are capped at 100%

CDC/PIHOA one-on-one USAPI weekly check-ins Week: 7/16/2022-7/29/2022



Metrics Include Jurisdiction, Pharmacy, and Federal Agency Data
 Source: Tiberius Dataset "Administration - Admin Awardee - Reporting View"
 Percentages are capped at 100%

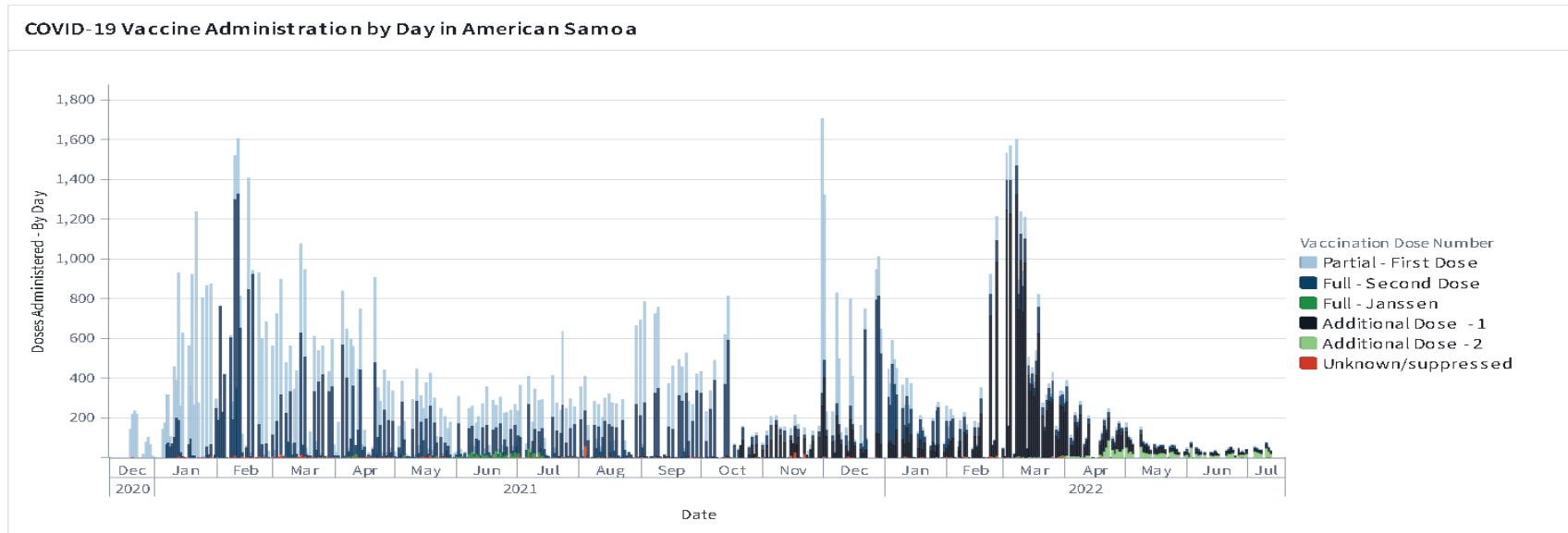


Source: Tiberius Dataset "Administration - Admin Zip - Reporting View"
 Percentages are capped at 100%

CDC/PIHOA one-on-one USAPI weekly check-ins
Week: 7/16/2022-7/29/2022

By Jurisdiction:

American Samoa

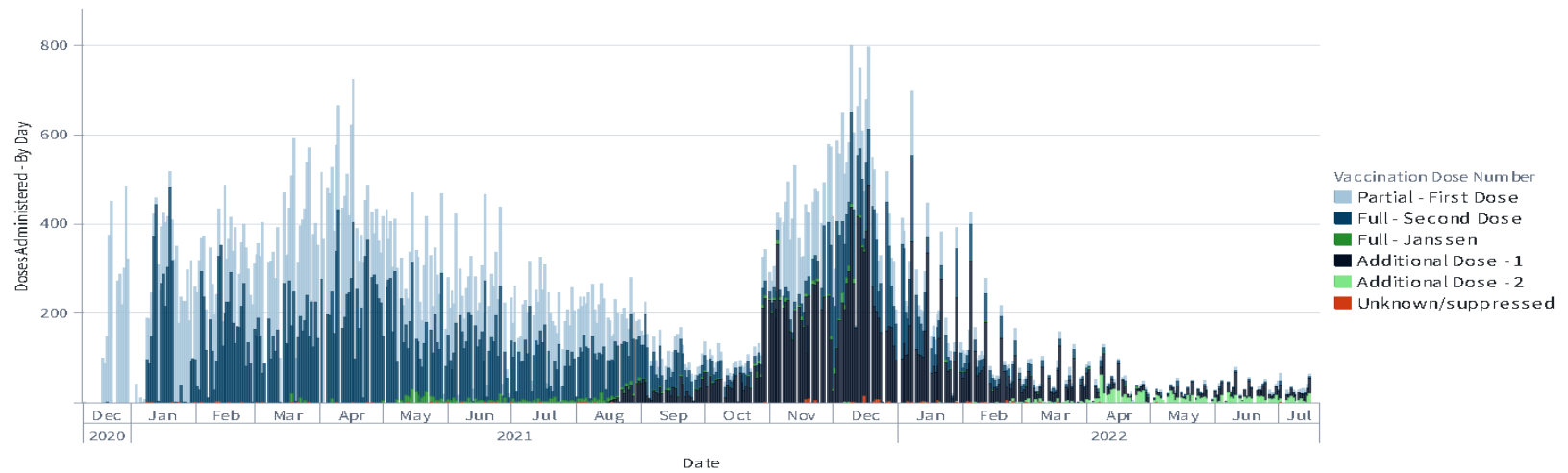


Source: Tiberius Dataset "Administration - Admin Awardee - Reporting View"

CDC/PIHOA one-on-one USAPI weekly check-ins
Week: 7/16/2022-7/29/2022

Commonwealth of the Northern Mariana Islands

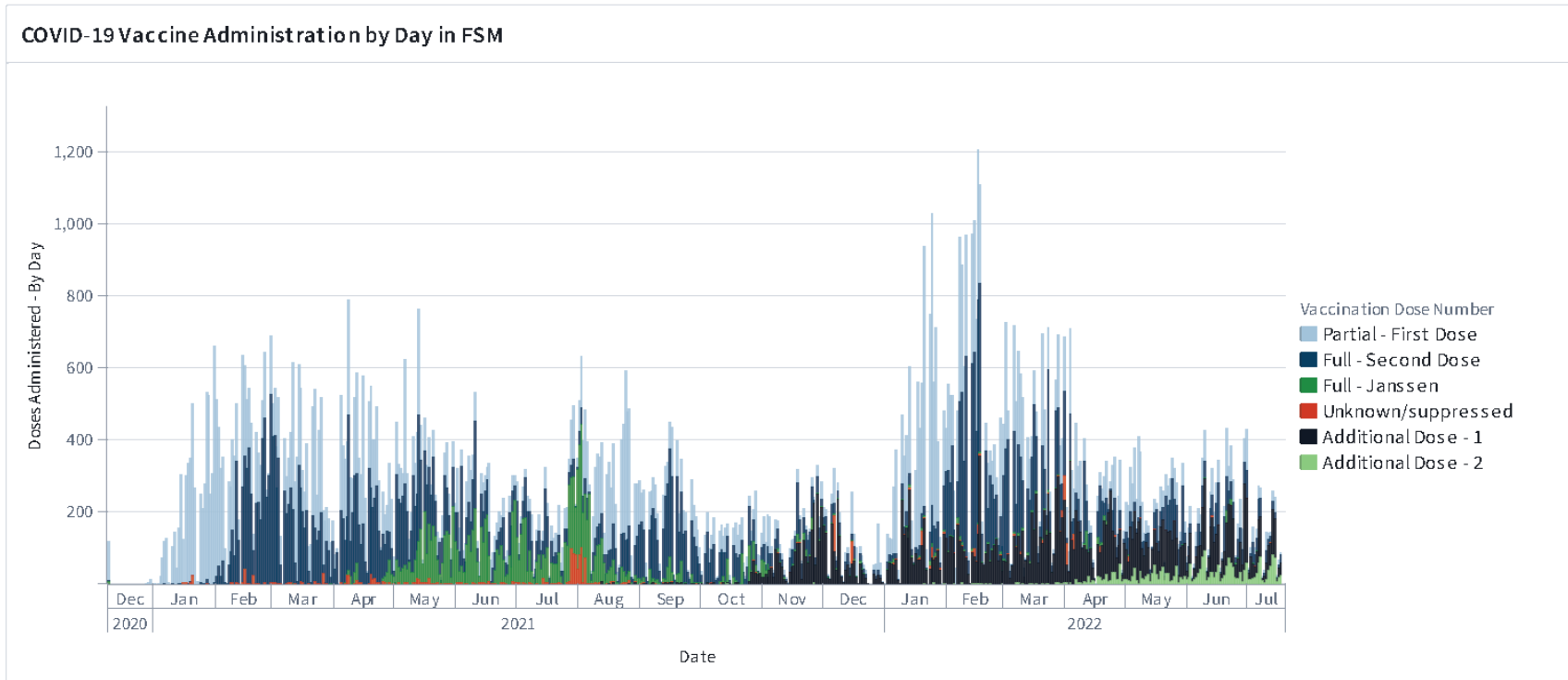
COVID-19 Vaccine Administration by Day in CNMI



Source: Tiberius Dataset "Administration - Admin Awardee - Reporting View"

CDC/PIHOA one-on-one USAPI weekly check-ins
Week: 7/16/2022-7/29/2022

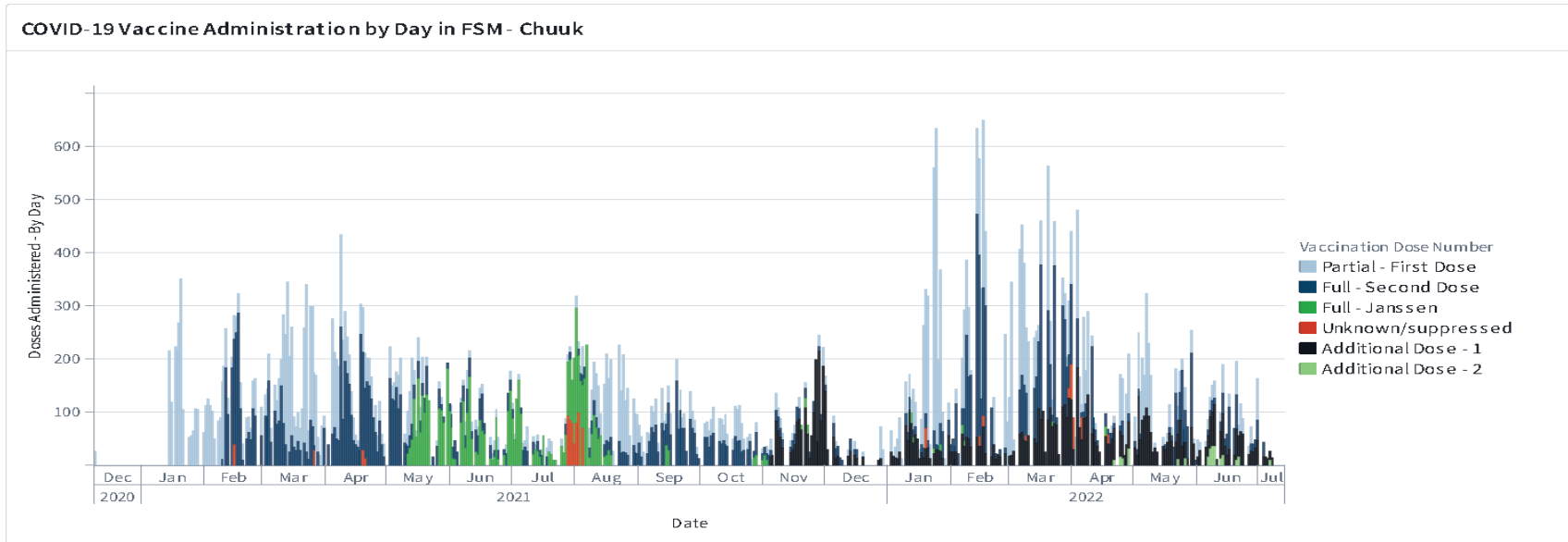
Federated States of Micronesia



Source: Tiberius Dataset "Administration - Admin Awardee - Reporting View"

CDC/PIHOA one-on-one USAPI weekly check-ins
Week: 7/16/2022-7/29/2022

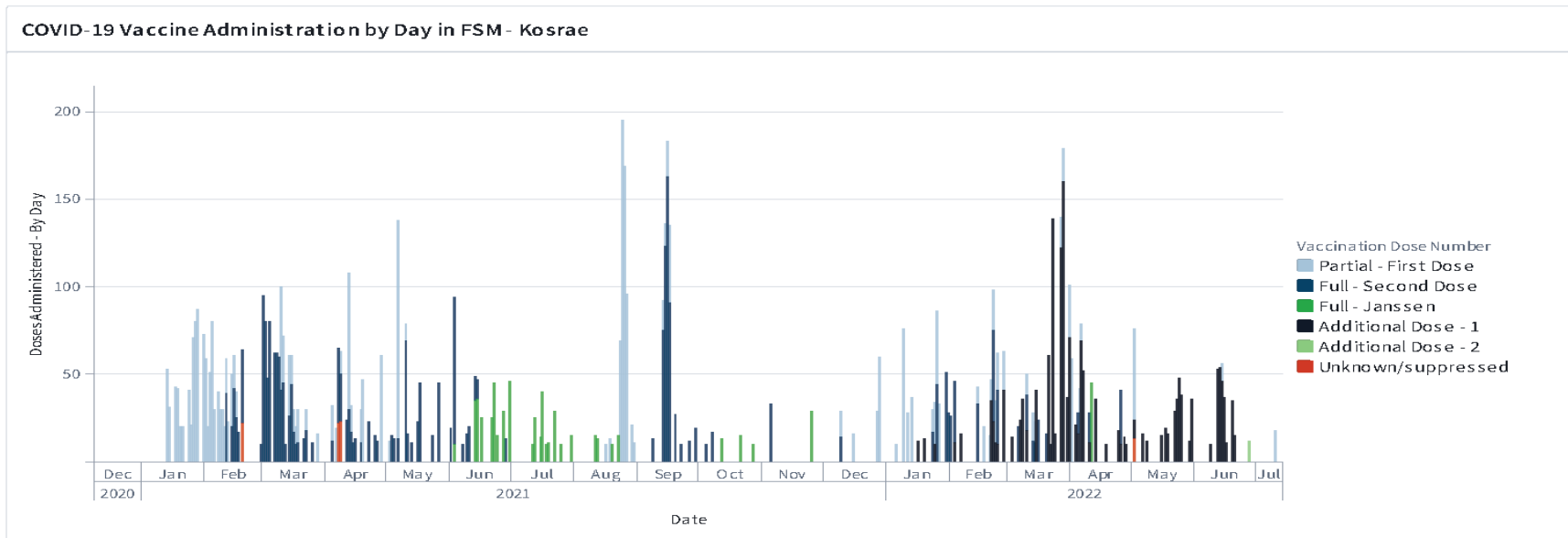
Chuuk



Source: Tiberius Dataset "Administration - Admin Zip - Reporting View"

CDC/PIHOA one-on-one USAPI weekly check-ins
Week: 7/16/2022-7/29/2022

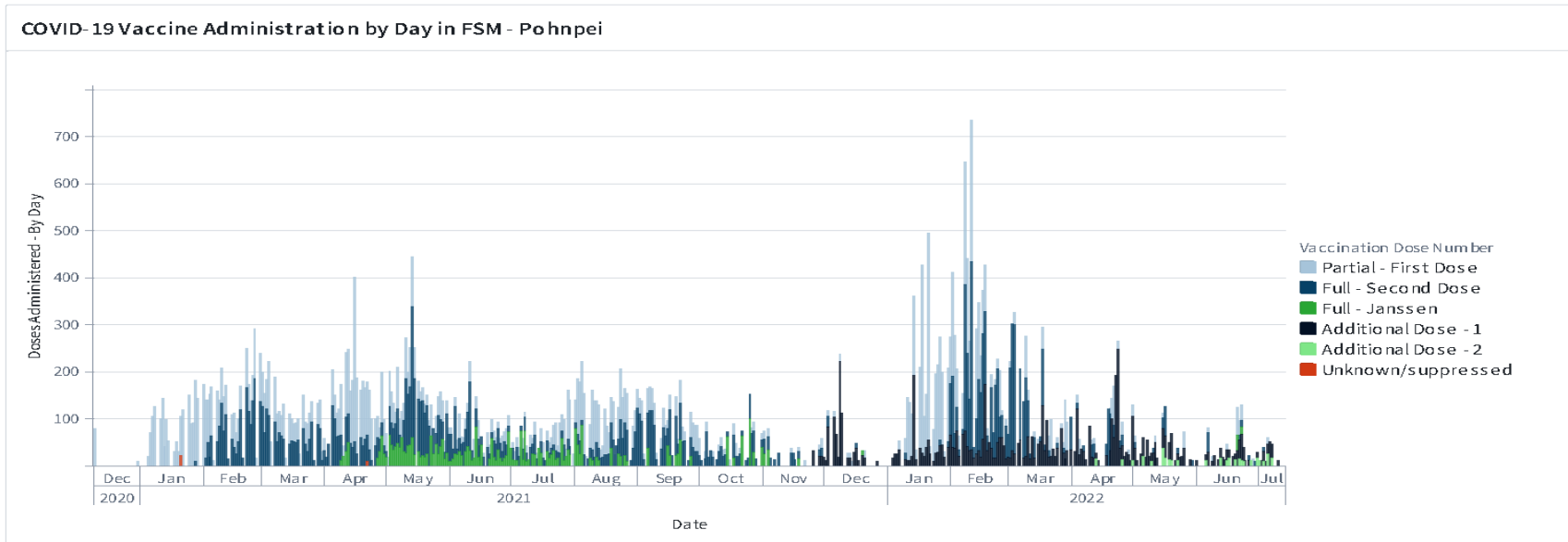
Kosrae



Source: Tiberius Dataset "Administration - Admin Zip - Reporting View"

CDC/PIHOA one-on-one USAPI weekly check-ins
Week: 7/16/2022-7/29/2022

Pohnpei

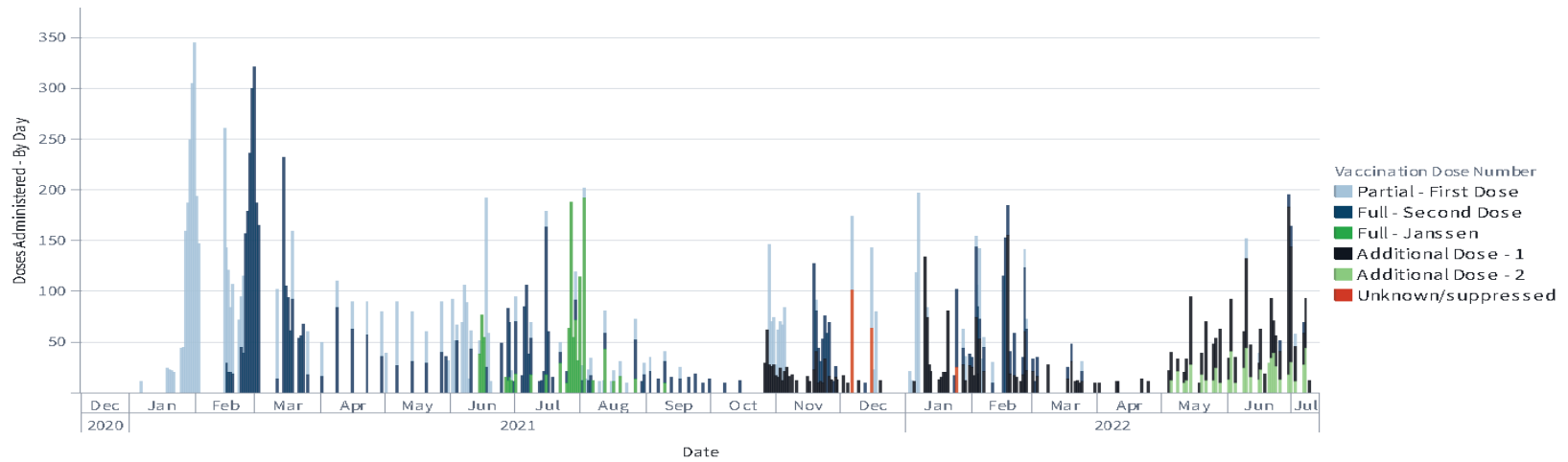


Source: Tiberius Dataset "Administration - Admin Zip - Reporting View"

CDC/PIHOA one-on-one USAPI weekly check-ins
Week: 7/16/2022-7/29/2022

Yap

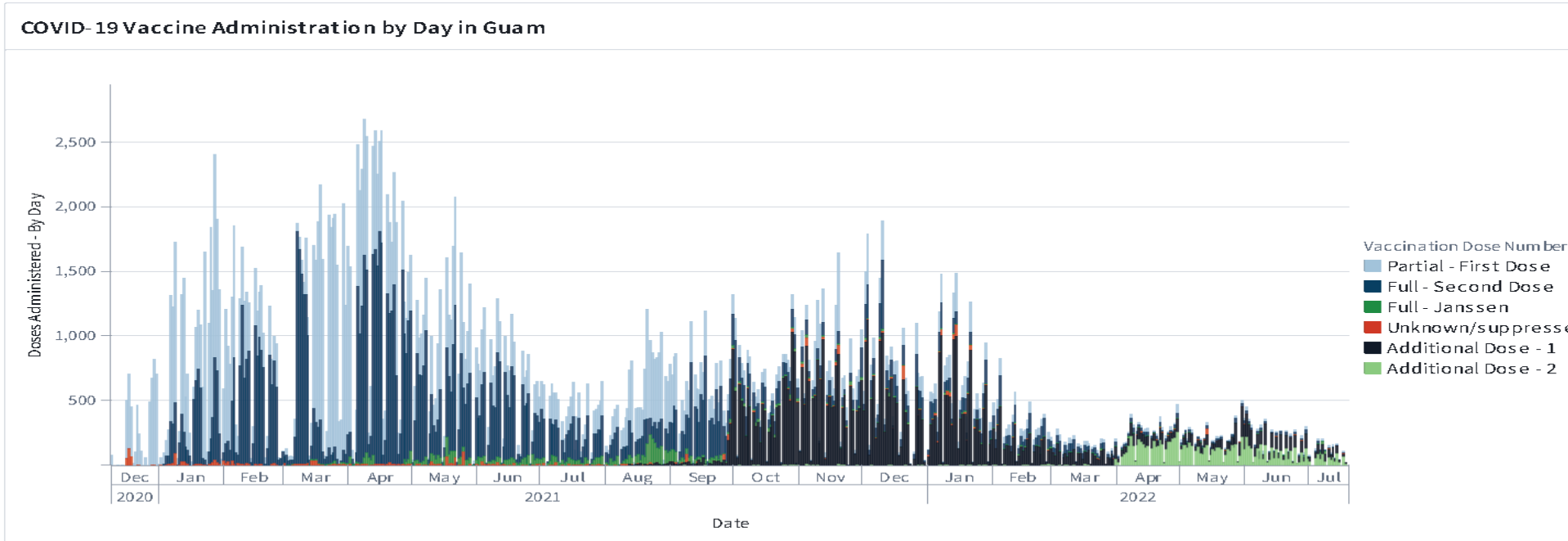
COVID-19 Vaccine Administration by Day in FSM - Yap



Source: Tiberius Dataset "Administration - Admin Zip - Reporting View"

CDC/PIHOA one-on-one USAPI weekly check-ins
Week: 7/16/2022-7/29/2022

Guam

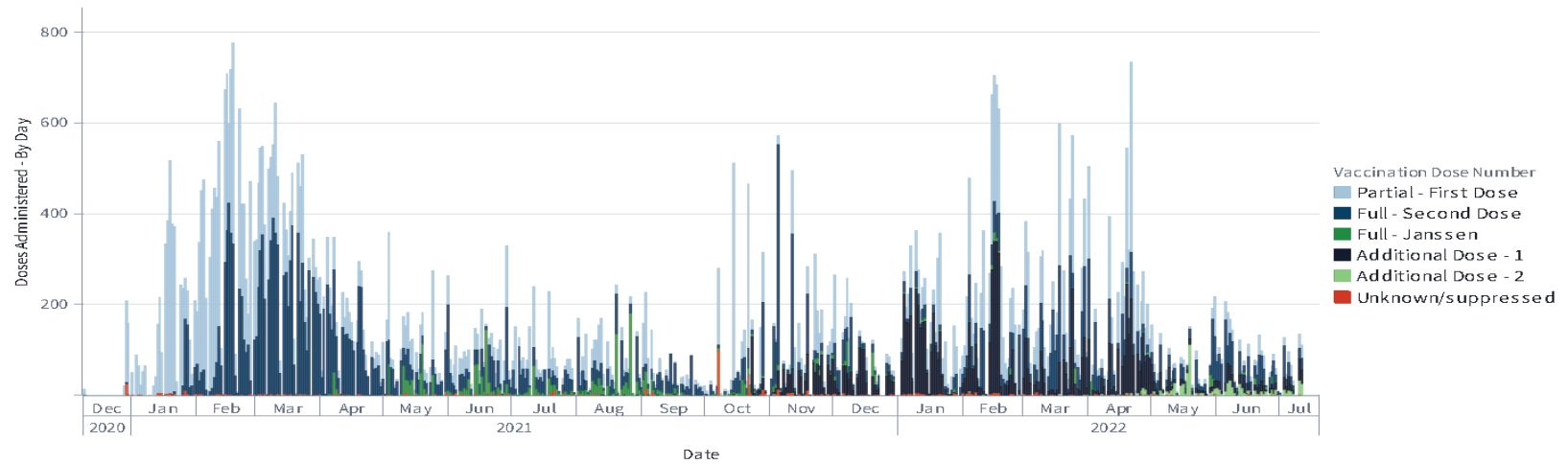


Source: Tiberius Dataset "Administration - Admin Awardee - Reporting View"
Metrics Include - Jurisdiction and Pharmacy Data, Exclude - Federal Agency Data

CDC/PIHOA one-on-one USAPI weekly check-ins
Week: 7/16/2022-7/29/2022

Republic of the Marshall Islands

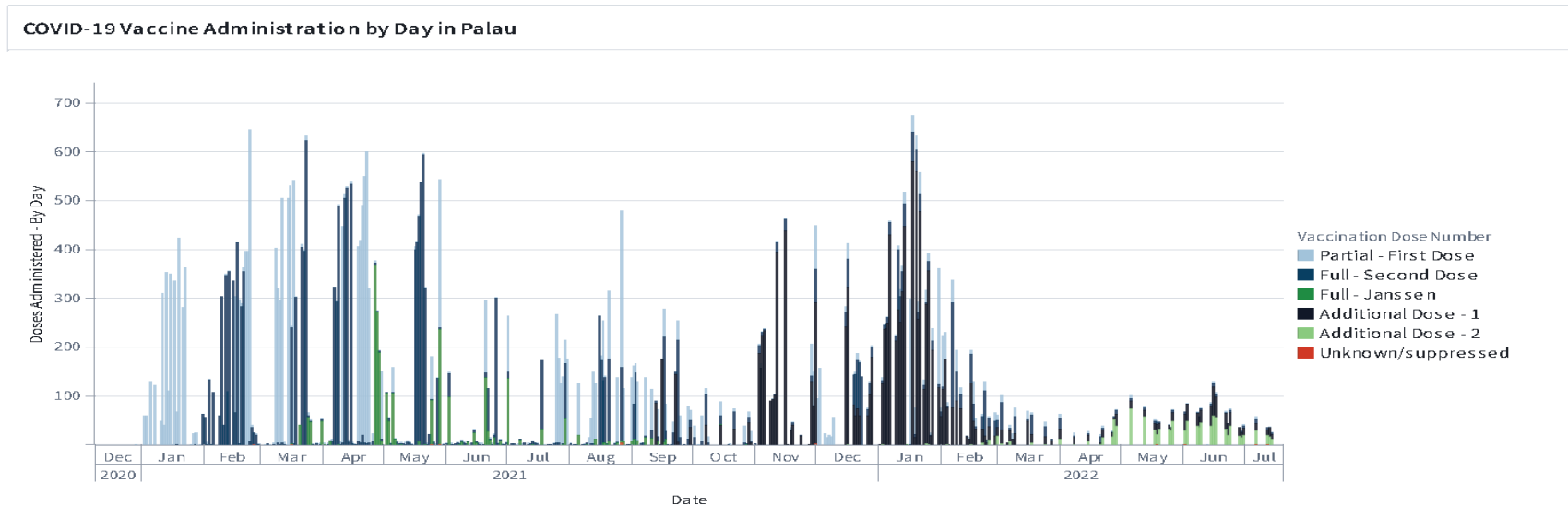
COVID-19 Vaccine Administration by Day in RMI



Source: Tiberius Dataset "Administration - Admin Awardee - Reporting View"

CDC/PIHOA one-on-one USAPI weekly check-ins
Week: 7/16/2022-7/29/2022

Republic of Palau



Source: Tiberius Dataset "Administration - Admin Awardee - Reporting View"

CDC/PIHOA one-on-one USAPI weekly check-ins
Week: 7/16/2022-7/29/2022

Sources:

Population Metrics

Palau: 2015 census <https://www.palau.gov.pw/wp-content/uploads/2017/02/2015-Census-of-Population-Housing-Agriculture-.pdf>

FSM: 2010 census <https://www.fsmstatistics.fm/social/population-statistics/>

American Samoa: 2010 census <https://americansamoa.prism.spc.int/social/demography/population-by-age-group.html>

CNMI: 2015 census <https://cccguam.org/wp-content/uploads/CNMI-Statistical-Yearbook-2015-02.10.2017-nxp.pdf>

Guam: 2010 census <https://www.census.gov/data/datasets/2010/dec/guam.html>

RMI: 2010 census

FSM (States): 2010 census <https://www.fsmstatistics.fm/wp-content/uploads/2020/04/2010-Summary-Analysis-Key-Indicators.pdf>