

## CDC/PIHOA one-on-one USAPI weekly check-ins Week: 9/10/2022-9/23/2022

### Regional Summary:

- COVID-19 cases
  - Guam has reported 58,221 total cases with 401 deaths and 57,929 recovered; 277 new cases (↓ from 545 last report) and 7 new deaths this report (↑ from 5 last report); 7-day average test positivity: 6.1% (↓ from 7.3% last report); 6 hospitalized cases (↓ from 15 last report)
  - RMI has reported 15,213 total cases with 17 deaths and 15,118 recovered; 141 new cases (↓ from 566 last report) and 0 new deaths this report (↓ from 1 last report); 0 hospitalized cases (↓ from 23 last report; 109 total hospitalizations); transmission identified on ten Neighboring Islands
  - CNMI has reported 13,170 total cases with 40 deaths and 13,013 recovered; 15 new cases (↓ from 65 last report) and 0 new deaths (-- from 0 last report); 7-day average test positivity: 3.1% (↑ from 2.8% last report); 1 new COVID-19-related hospitalization (-- from 1 last report)
  - FSM has reported 10,063 total cases and 31 deaths (Pohnpei: 5,817 cases with 23 deaths; 3,056 cases with 5 deaths in Yap; Kosrae: 1,113 cases with 3 deaths; 77 cases with 0 deaths in Chuuk); 485 new cases (↓ from 2,432 last report) and 2 new deaths this report (↓ from 7 last report); 7 cases currently hospitalized; Yap reported widespread community transmission with a peak in cases on 6 Sept 22 and low daily case counts for the last week; Pohnpei and Kosrae report sporadic cases with little community transmission; Chuuk continues to identify cases in border quarantine
  - American Samoa has reported 8,244 total cases with 34 deaths and 8,230 recovered; 27 new cases (↓ from 60 last report) and 0 new deaths this report (-- from 0 last report); 3,210 (39%) treated with therapeutics; 0 new COVID-19-related hospitalizations (-- from 0 last report)
  - Palau has reported 5,460 total cases with 6 deaths and 5,444 recovered; 30 new cases (↓ from 82 last report) and 0 new deaths this report (-- from 0 last report); 1 case hospitalized (↑ from 0 last report)
  
- COVID-19 Vaccine distribution summary (See USAPI Vaccine Summary with 22 updated tables and figures listed below)
  - Based on data submitted into Tiberius via WebIZ: **97% of all people aged five years and older have had at least one dose of a COVID-19 vaccine (--%); 86% are fully vaccinated (--%); and 44% have had at least one additional dose (--%).**
  - Current percentages of the eligible population **aged five years and older** that are fully vaccinated (from Tiberius via WebIZ)
    - **American Samoa: 98% (--%)**
    - **FSM: Chuuk: 67% (+1%), Kosrae: 81% (+2%), Pohnpei: 73% (--%), Yap: 80% (--%)**
    - **Guam: 91% (--%)**
    - **RMI: 72% (--%)**
    - **CNMI: 90% (--%)**
    - **Palau: 100% (--%)**
  - Current percentages of the eligible population **aged five years and older** with at least one additional dose (from Tiberius via WebIZ)
    - **American Samoa: 57% (--%)**
    - **FSM: Chuuk: 33% (+2%), Kosrae: 50% (+1%), Pohnpei: 30% (+1%), Yap: 45% (--%)**
    - **Guam: 47% (--%)**
    - **RMI: 31% (--%)**
    - **CNMI: 46% (--%)**
    - **Palau: 73% (--%)**

### COVID-19 Containment strategies

- American Samoa runs limited flights under the Talofa Pass system for vaccinated travelers with pre-departure testing (for travelers from outside the US and Samoa) and arrival testing for all travelers with mask requirements on the vessel until receipt of arrival testing results.
- FSM runs regular flights for travelers up-to-date on COVID-19 vaccination (most recent dose within five months). Yap, Pohnpei, and Kosrae have no quarantine or testing requirements for entry; Chuuk continues state-mandated 14-day travel quarantine and pre-/post-arrival testing requirements.
- Guam has no entry requirements.
- RMI has re-opened its borders and ended its Safe Travel program. Travelers must be fully vaccinated with primary series and booster as eligible; required mask-wearing enroute, testing on arrival, and 5-day home quarantine. Travel to neighboring islands is restricted.
- CNMI has no entry requirements.
- Palau runs regular Guam and Taiwan flights for vaccinated travelers with mitigation orders on arrival.

**CDC/PIHOA one-on-one USAPI weekly check-ins**  
**Week: 9/10/2022-9/23/2022**

| <b>USAPI</b> | <b>COVID-19 cases</b>  | <b>Testing</b>   | <b>Containment</b>   | <b>Community Mitigation</b>  | <b>Medical Surge Preparedness</b>  | <b>Vaccine Updates</b><br>(based on Tiberius except RMI [local report])  |
|--------------|--|--|--|--|--|--|
| <b>AS</b>    | 8,244 total cases with 34 deaths and 8,230 recovered; 27 new cases (↓ from 60 last report) and 0 new deaths this report (-- from 0 last report); 3,210 (39%) treated with therapeutics | Stocks as of 9/19/22: GeneXpert (760 available), Abbott ID NOW (0 available), ACCULA (4,450 available), BioFire (90 available), Abbott Binax NOW (29,920 available), In-BIOS antigen (1,000 available), and QuickVue OTC (3,990 available) testing on-island; Weekly test count (9/12-9/18): 1,145 with 0.8% test positivity (↓ from 1.1% last report) | Borders remain closed to normal travel; Talofa Pass travel for fully vaccinated persons with pre-departure testing (for travelers from outside the US and Samoa) and arrival testing for all travelers with mask requirements on the vessel; regular flights from Hawaii and Samoa ongoing | New emergency declaration from 9/23/22 – removes arrival testing requirement for incoming travelers, requires mask wearing for persons who test positive and those with recent close contact; most other restrictions have been lifted | 0 new COVID-19-related hospitalizations (-- from 0 last report)<br><br>46 ventilators functional at LBJ, 132 beds, 7 ICU beds; 8 total isolation COVID beds in COVID tent outside of LBJ<br><br><b>mAb in stock:</b> 710 (Available: 438 REGEN-COV, 20 BAM/ETE, 60 Sotrovimab, 50 Evusheld, 142 Bebtelovimab)<br><b>mAb used in the past week:</b> 0<br><b>Antivirals in stock:</b> 1,945 (Available: 630 Molnupiravir, 1,315 Paxlovid)<br><b>Antivirals used in the past week:</b> 1<br>Week (8/31-9/5) | <b>Partially vaccinated:</b><br>3,459<br><br><b>Fully vaccinated:</b><br>42,159<br><br><b>Additional dose:</b><br>24,417<br><br><b>% 5+ fully vaccinated:</b><br>97.8%<br><br><b>% 5+ w/ additional dose:</b><br>56.6% |
| <b>CNMI</b>  | 13,170 total cases with 40 deaths and 13,013 recovered; 15 new cases (↓ from 65 last report) and 0 new deaths (-- from 0 last report)  | Stocks as of 9/20/22: Abbott ID NOW (168 available), Abbott Binax NOW (4,840 available), Biofire (60 available), GeneXpert (3,700 available), and Solgent (568 available) testing on-island; 162 tests run in past week; 7-day average test positivity: 3.1% (↑ from 2.8% last report)   | No travel restrictions in place  | CDC COVID-19 Community Level – LOW, no additional mitigation measures in place   | 1 new COVID-19-related hospitalization (-- from 1 last report)<br><br>46 usable ventilators; at CHCC-75 hospital beds, 8 ICU beds<br><br><b>mAb in stock:</b> 1,025 (Available: 372 REGEN-COV, 102 BAM/ETE, 0 Sotrovimab, 177 Evusheld, 374 Bebtelovimab)<br><b>mAb used in the past week:</b> 4<br><b>Antivirals in stock:</b> 1,219 (Available: 423 Molnupiravir, 796 Paxlovid)<br><b>Antivirals used in the past week:</b> 5<br>Week (8/31-9/5)   | <b>Partially vaccinated:</b><br>2,316<br><br><b>Fully vaccinated:</b><br>43,633<br><br><b>Additional dose:</b><br>22,499<br><br><b>% 5+ fully vaccinated:</b><br>89.7%<br><br><b>% 5+ w/ additional dose:</b><br>46.3% |

**CDC/PIHOA one-on-one USAPI weekly check-ins**  
**Week: 9/10/2022-9/23/2022**

|                     |  |   |  |  |   |  |
|---------------------|--|---|--|--|---|--|
| <p><b>Guam</b></p>  | <p>58,221 total cases with 401 deaths and 57,929 recovered; 277 new cases (↓ from 545 last report) and 7 new deaths this report (↑ from 5 last report)</p> | <p>Stocks as of 9/23/22: Abbott Binax NOW (0 available), Abbott ID NOW (0 available), BD Veritor (1,217 available), Flowflex (7,979 available), BioFire (57 available), GeneXpert (12 available), and ABI 7500 (69,750 available); 594,259 diagnostic tests conducted; 1,881 this week; 7-day average test positivity: 6.1% (↓ from 7.3% last report)</p> | <p>No travel restrictions in place; 159 cases in isolation (140 home isolation, 13 military isolation, 6 hospitalized)</p> | <p>CDC COVID-19 Community Level – LOW, corresponding mitigation measures recommended</p>   | <p>6 hospitalized cases (↓ from 15 last report)</p> <p><b>mAb in stock:</b> 685 (Available: 27 REGEN-COV, 140 BAM/ETE, 154 Sotrovimab, 96 Evusheld, 268 Bebtelovimab)</p> <p><b>mAb used in the past week:</b> 0</p> <p><b>Antivirals in stock:</b> 609 (Available: 519 Molnupiravir, 90 Paxlovid)</p> <p><b>Antivirals used in the past week:</b> 0</p> <p>Week (8/31-9/5)</p>   | <p><b>Partially vaccinated:</b> 14,238</p> <p><b>Fully vaccinated:</b> 141,767</p> <p><b>Additional dose:</b> 73,407</p> <p><b>% 5+ fully vaccinated:</b> 91.5%</p> <p><b>% 5+ w/ additional dose:</b> 47.4%</p>   |
| <p><b>Chuuk</b></p> | <p>77 total cases identified in quarantine with 0 deaths; 0 new cases (↓ from 2 last report)</p>   | <p>Stocks as of 7/12/22: GeneXpert (3,780 available), Abbott Binax NOW (39,800 available) testing on-island; running ~90 tests per week; frontline workers surveillance with healthcare workers, police, and other essential workers who encounter border cases continues</p>   | <p>Border quarantine continues with 14 days in Chuuk, and testing requirement</p>  | <p>FSM decree -- no lockdown of any FSM State, mask-wearing required in public places, stay home except for essentials, encourage proper hygiene, avoid crowded places</p> | <p>21 working ventilators at the hospital (12 LTV FEMA, 3 Hamilton): 104 beds in shared wards, 9 ICU beds, 14 beds in isolation rooms, no negative airflow, 6 dedicated PUI/COVID-19 rooms</p> <p>HFNC have arrived, training for Evusheld and rollout ongoing</p> <p>Therapeutics on-island<br/> <b>Inventory:</b> 395 Bebtelovimab, 576 Evusheld, 3,969 Paxlovid (50 Renal), 77 Molnupiravir<br/> <b>Total administered:</b> 13 Paxlovid, 15 Molnupiravir (as of 9/20/22)</p> | <p><b>Partially vaccinated:</b> 6,699</p> <p><b>Fully vaccinated:</b> 29,063</p> <p><b>Additional dose:</b> 14,242</p> <p><b>% 5+ fully vaccinated:</b> 67.4%</p> <p><b>% 5+ at least one dose:</b> 83.0%</p> <p><b>% 5+ w/ additional dose:</b> 33.0%</p> |

**CDC/PIHOA one-on-one USAPI weekly check-ins**  
**Week: 9/10/2022-9/23/2022**

|                |   |   |   |  |   |  |
|----------------|---|---|---|--|---|--|
| <b>Kosrae</b>  | 1,113 total cases with 3 deaths; 11 new cases (↑ from 4 last report) and 0 new deaths (-- from 0 last report)   | Stocks as of 8/17/22: Abbott ID NOW (72 available), GeneXpert (199 available), BD Veritor (150 available), Panbio (449 available), and Abbott Binax NOW (8,058 available) testing on-island | Borders opened 8/1/22 with Health Borders Act; vaccination requirements in place, no quarantine or testing requirements | FSM decree -- no lockdown of any FSM State, mask-wearing required in public places, stay home except for essentials, encourage proper hygiene, avoid crowded places; school open - vaccination required for students<br><br>T2T is available at all CHCs and hospital  | 0 hospitalizations (13 total)<br><br>3 FEMA vents on-island; 45 hospital beds (2 ICU), 5 isolation rooms with no negative airflow; working on upgrading oxygen generator<br><br>Therapeutics on-island<br><b>Inventory:</b> 117 Bebtelovimab, 148 Evusheld, 797 Paxlovid (9 Renal), 60 Molnupiravir<br><b>Total administered:</b> 17 Bebtelovimab, 8 Evusheld, 407 Paxlovid (1 Renal) (as of 9/19/22)   | <b>Partially vaccinated:</b><br>819<br><br><b>Fully vaccinated:</b><br>4,734<br><br><b>Additional dose:</b><br>2,938<br><br><b>% 5+ fully vaccinated:</b><br>80.8%<br><br><b>% 5+ at least one dose:</b><br>94.7%<br><br><b>% 5+ w/ additional dose:</b><br>50.1%    |
| <b>Pohnpei</b> | 5,817 total cases with 23 deaths; 174 new cases (↑ from 16 last report) and 0 new deaths (↓ from 4 last report) | Stocks as of 7/12/22: GeneXpert (300 available) and Abbott Binax NOW (32,544 available) testing on-island   | Borders opened 8/1/22 with Health Borders Act; vaccination requirements in place, no quarantine or testing requirements | FSM decree -- no lockdown of any FSM State, mask-wearing required in public places, stay home except for essentials, encourage proper hygiene, avoid crowded places; school to reopen soon<br><br>7 local dispensaries for T2T are available; clinics have reopened<br><br>School opening in September, rolling out school testing | 0 hospitalizations (134 total)<br><br>14 total vents; 98 hospital beds (no ICU beds), 4 isolation rooms at the hospital with negative airflow; MMA isolation center near the airport with 40 units<br><br>Therapeutics on-island<br><b>Inventory:</b> 411 Bebtelovimab, 708 Evusheld, 603 Paxlovid (25 Renal), 127 Molnupiravir<br><b>Total administered:</b> 2 Bebtelovimab, 17 Evusheld, 688 Paxlovid (3 Renal), 277 Molnupiravir (as of 9/20/22) | <b>Partially vaccinated:</b><br>4,295<br><br><b>Fully vaccinated:</b><br>23,543<br><br><b>Additional dose:</b><br>9,511<br><br><b>% 5+ fully vaccinated:</b><br>73.1%<br><br><b>% 5+ at least one dose:</b><br>86.5%<br><br><b>% 5+ w/ additional dose:</b><br>29.5% |

**CDC/PIHOA one-on-one USAPI weekly check-ins**  
**Week: 9/10/2022-9/23/2022**

|                     |   |  |  |  |  |  |
|---------------------|---|--|--|--|--|--|
| <p><b>Yap</b></p>   | <p>3,056 total cases with 5 deaths; 300 new cases (↓ from 2,410 last report) and 2 new deaths (↓ from 3 last report)</p>                              | <p>Stocks as of 7/12/22: GeneXpert (2,700 available), BD Veritor (990 available), Abbott Binax NOW (1,200 available), and BioFire (61 available) testing on-island; 6,996 tests conducted since 16 Aug 22; test-to-treat available at one central site and CHCs as available, all clinics and services have reopened</p> | <p>Borders opened 8/1/22 with Health Borders Act; after identification of community transmission, passenger caps and entry requirements have been lifted; no quarantine or testing requirements</p> <p>Travel to outer islands is prohibited; planning for a medical mission to deliver supplies and vaccines is ongoing</p> | <p>FSM decree -- no lockdown of any FSM State, mask-wearing required in public places, stay home except for essentials, encourage proper hygiene, avoid crowded places</p> <p>Homebound screening has ended as of 9/23</p> | <p>7 cases hospitalized (42 total)</p> <p>20 working ventilators on-island; 38 hospital beds, 2 isolation rooms with negative airflow; 18 bed COVID ward (with 2 ICU beds); working to improve oxygen generation facility</p> <p>Therapeutics on-island<br/> <b>Inventory:</b> 100 Bebtelovimab, 392 Evusheld, 1,683 Paxlovid (30 Renal), 542 Molnupiravir<br/> <b>Total administered:</b> 10 Bebtelovimab, 328 Evusheld, 1,129 Paxlovid (12 Renal), 3 Molnupiravir (as of 9/20/22)</p>                                  | <p><b>Partially vaccinated:</b><br/>747</p> <p><b>Fully vaccinated:</b><br/>8,214</p> <p><b>Additional dose:</b><br/>4,624</p> <p><b>% 5+ fully vaccinated:</b><br/>80.3%</p> <p><b>% 5+ at least one dose:</b><br/>87.6%</p> <p><b>% 5+ w/ additional dose:</b><br/>45.2%</p> |
| <p><b>Palau</b></p> | <p>5,460 total cases with 6 deaths and 5,444 recovered; 30 new cases (↓ from 82 last report) and 0 new deaths this report (-- from 0 last report)</p> | <p>Stocks as of 4/22/22: Abbott Binax NOW (11,640 available), Abbott ID NOW (1,344 available), GeneXpert (5,100 available), Roche Cobas (1,680 available), BioFire (270 available), and VTRUST antigen (10,100 available) testing on-island; 65,051 total tests conducted; 996 tests run in last 14 days</p>             | <p>Passenger flights (Guam, Taiwan) and military flights ongoing; Effective July 1, vaccinated travelers are allowed entry with requirement to follow mitigation orders issued on arrival; 16 active cases</p>   | <p>Mandated face mask wearing in all indoor facilities, at all outdoor gatherings of 20+ people, physical distancing of 3 feet</p>   | <p>1 case hospitalized (↑ from 0 last report)</p> <p>80 hospital beds, 4 ICU beds, 5 isolation rooms with negative airflow; various quarantine sites available; 36 working ventilators on-island</p> <p><b>mAb in stock:</b> 818 (Available: 306 REGEN-COV, 68 BAM/ETE, 0 Sotrovimab, 157 Evusheld, 287 Bebtelovimab)<br/> <b>mAb used in the past week:</b> 9<br/> <b>Antivirals in stock:</b> 546 (Available: 99 Molnupiravir, 447 Paxlovid)<br/> <b>Antivirals used in the past week:</b> 10<br/> Week (8/31-9/5)</p> | <p><b>Fully vaccinated:</b><br/>18,227</p> <p><b>Additional dose:</b><br/>12,000</p> <p><b>% 5+ fully vaccinated:</b><br/>&gt;100%</p> <p><b>% 5+ w/ additional dose:</b><br/>72.9%</p>  |

**CDC/PIHOA one-on-one USAPI weekly check-ins**  
**Week: 9/10/2022-9/23/2022**

|                               |   |  |  |  |  |   |
|-------------------------------|---|--|--|--|--|---|
| <p><b>RMI-<br/>Majuro</b></p> | <p>9,838 total cases with 12 deaths and 9,815 recovered; 11 new cases (↓ from 64 last report) and 0 new deaths this report (↓ from 1 last report)</p> | <p>Stocks as of 9/8/22: GeneXpert (6,710 available), BioFire (60 available), Abbott Binax NOW (0 available), Abbott ID NOW (236 available), Panbio (775 available), IntelliSwab (5,376 available), FORA (50,000 available) and SureStatus (19,942 available) testing on-island</p> | <p>Safe Travels program ended 7 Sept 22; border open as of 8 Sept 22</p> <p>Travelers must be fully vaccinated with primary series and booster as eligible; required mask-wearing enroute, testing on arrival, and 5-day home quarantine</p> | <p>COVID-19 Condition Level RED; mask mandate has ended; encourage the practice of good hygiene; schools have reopened</p> | <p>0 hospitalizations (71 total)</p> <p>44 total vents on-island (37 reserved for COVID-19); 108 hospital beds (3 ICU), 8 isolation rooms (1 with negative air flow); new isolation building (8 isolation rooms with negative airflow) completed; new quarantine facility (24 beds) built, the old facility still usable (80 beds)</p> <p>T2T is available at the hospital ER or Laura Clinic; OPD reopened</p> <p>Therapeutics on-island<br/> <b>Inventory:</b> 292 Bebtelovimab, 302 Evusheld, 2,590 Paxlovid (35 Renal), 44 Molnupiravir<br/> <b>Total administered:</b> 96 Bebtelovimab, 2 Evusheld, 5,812 Paxlovid, 20 Molnupiravir (as of 9/17/22)</p> | <p><b>Partially vaccinated:</b><br/>4,367</p> <p><b>Fully vaccinated:</b><br/>19,697</p> <p><b>Additional dose:</b><br/>10,115</p> <p><b>% 6 mos+ fully vaccinated:</b><br/>77.0%</p> <p><b>% 6 mos+ at least one dose:</b><br/>94.1%</p> <p><b>% 6mos+ w/ additional dose:</b><br/>39.5%</p> |
|-------------------------------|---|--|--|--|--|---|

**CDC/PIHOA one-on-one USAPI weekly check-ins**  
**Week: 9/10/2022-9/23/2022**

|                        |  |  |   |  |   |  |
|------------------------|--|--|---|--|---|--|
| <p><b>RMI-Kwaj</b></p> | <p>3,162 total cases with 4 deaths and 3,156 recovered; 0 new cases (↓ from 125 last report) and 0 new deaths this report (-- from 0 last report)</p>  | <p>Stocks as of 9/8/22: GeneXpert (960 available), BioFire (0 available), Panbio (4,800 available), and Abbott Binax NOW (1,490 available) testing on-island</p>   | <p>Safe Travels program ended 7 Sept 22; border open as of 8 Sept 22</p> <p>Travelers must be fully vaccinated with primary series and booster as eligible; required mask-wearing enroute, testing on arrival, and 5-day home quarantine</p>  | <p>Mask mandate has ended; encourage the practice of good hygiene</p>                                      | <p>0 hospitalizations (38 total)</p> <p>14 vents on-island; isolation facility is being built and renovated TB trailer is being prepared (6 beds) for temporary isolation</p> <p>T2T is available at Ebeye Hospital</p> <p>Therapeutics on-island<br/> <b>Inventory:</b> 21 Bebtelovimab, 72 Evusheld, 1,378 Paxlovid (12 Renal), 336 Molnupiravir<br/> <b>Total administered:</b> 217 Bebtelovimab, 272 Evusheld, 2,325 Paxlovid (as of 9/12/22)</p> | <p><b>Partially vaccinated:</b><br/>604</p> <p><b>Fully vaccinated:</b><br/>8,746</p> <p><b>Additional dose:</b><br/>4,732</p> <p><b>% 6 mos+ fully vaccinated:</b><br/>80.4%</p> <p><b>% 6 mos+ at least one dose:</b><br/>85.9%</p> <p><b>% 6 mos+ w/ additional dose:</b><br/>43.5%</p>   |
| <p><b>RMI-NI</b></p>   | <p>2,083 total cases with 1 death and 2,147 recovered; 130 new cases (↓ from 379 last report) and 0 new deaths this report (-- from 0 last report)</p> | <p>Marshall Islands Medical Assistance Teams (MIMAT) deployed for two weeks to 10 outer atolls</p> <p>Cases identified on Wotje, Aur, Jaluit, Mili, Ailinglaplap, Maloelap, Mejit, Ailuk, Arno, and Ebon</p> | <p>Travel to COVID-free atolls is restricted</p> <p>After the MOHHS team visits these islands to preposition supplies, train health assistants, and conduct vaccination, travel will be allowed</p> <p>Future travelers must be fully vaccinated and test negative before departure</p> | <p>COVID-19 Condition Level RED; encourage stay home and practice good hygiene; mask mandate has ended</p> | <p>MIMAT delivered PPE and Paxlovid to neighboring atolls with identified transmission and scheduling missions to COVID-free atolls to preposition supplies</p>   | <p><b>Partially vaccinated:</b><br/>3,113</p> <p><b>Fully vaccinated:</b><br/>7,932</p> <p><b>Additional dose:</b><br/>3,766</p> <p><b>% 6 mos+ fully vaccinated:</b><br/>62.8%</p> <p><b>% 6 mos+ at least one dose:</b><br/>87.5%</p> <p><b>% 6 mos+ w/ additional dose:</b><br/>29.8%</p> |

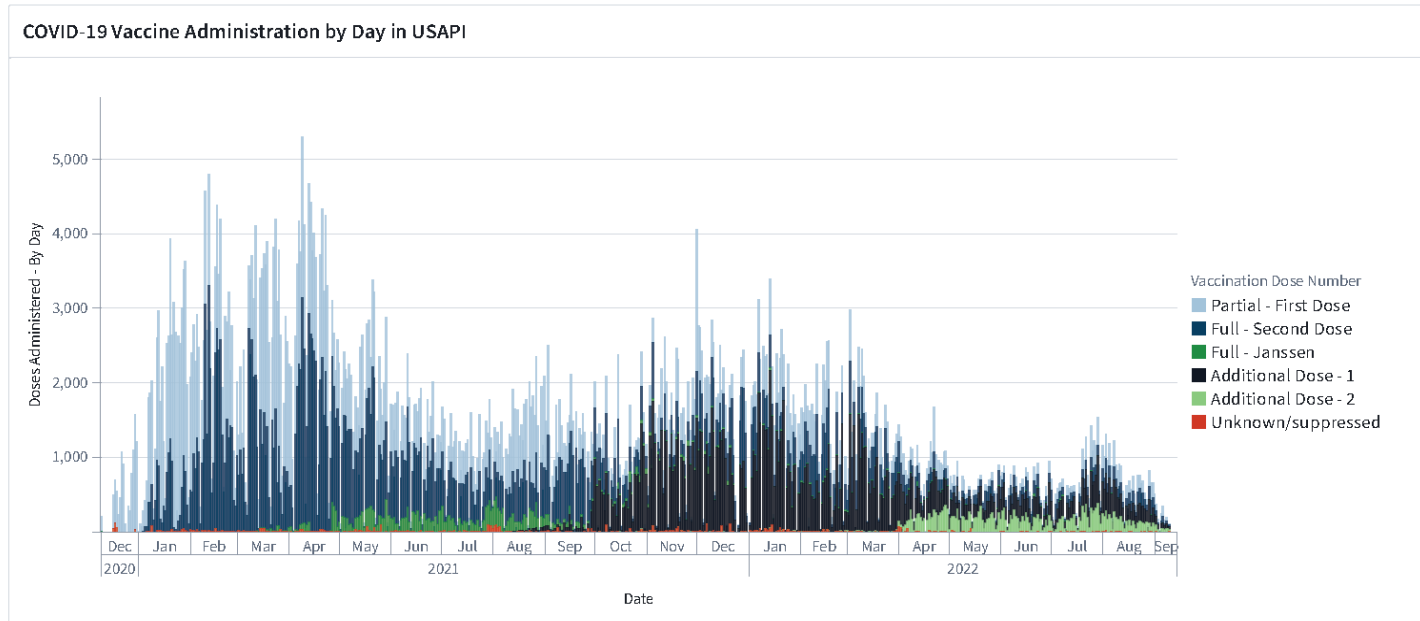
CDC/PIHOA one-on-one USAPI weekly check-ins  
Week: 9/10/2022-9/23/2022

**USAPI Vaccine Summary Tables and Charts:**

\*Note that all data except for those detailing Outer Island coverage rates comes directly from Tiberius. Thank you to Katrina Myers and the entire USAPI Tiberius Team for helping assemble "Dr. B's Famous Slide-set." Thank you to the jurisdictions who enter this data into WebIZ daily to keep it up to date.

\*Outer Island data was provided by each jurisdiction based on their outer island outreach activities. Because of this, there may be discrepancies between the two data sets (Tiberius and the Jurisdiction Outer Island Data). Also, some jurisdictions have yet to report their data in detail. Thank you to Dr. Haley Cash for assembling the Outer Island table and each of the jurisdictions for collecting and reporting this unique yet important data.

US-affiliated Pacific Islands Region

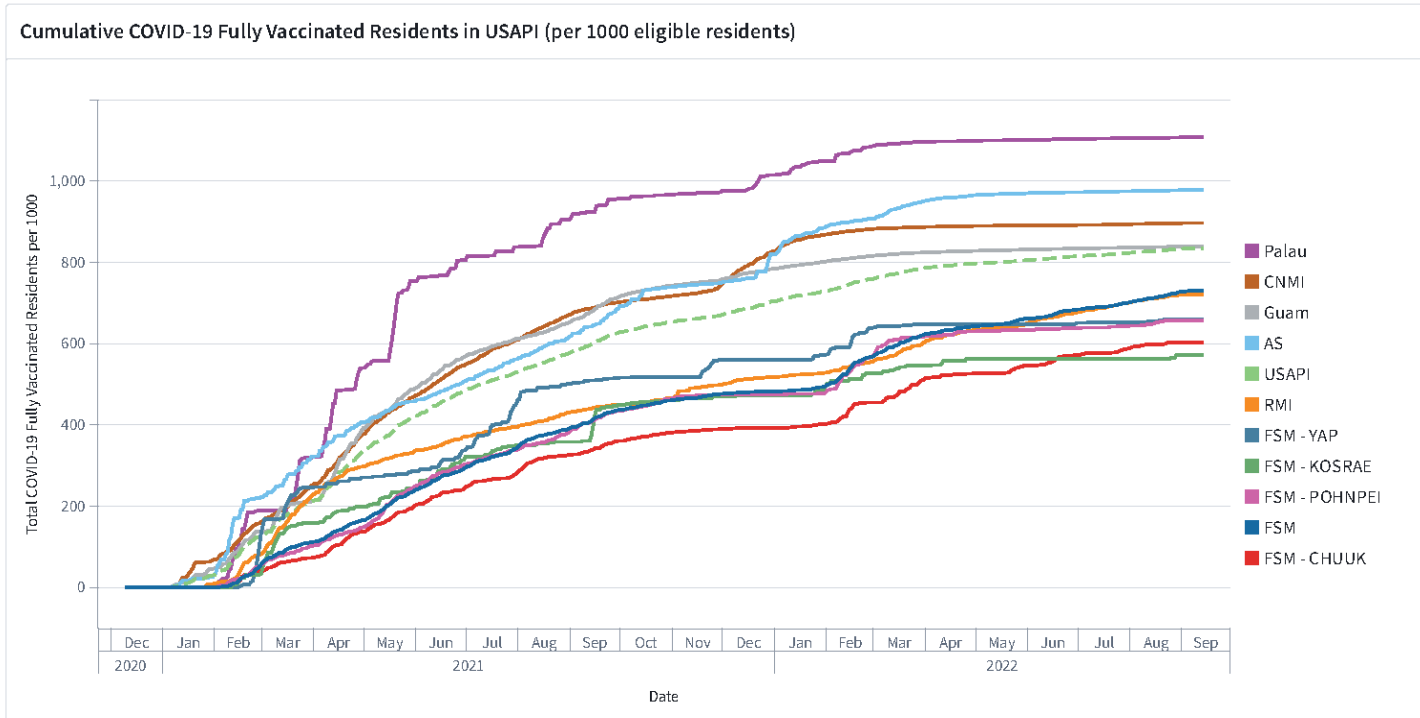


Source: Tiberius Dataset "Administration - Admin Awardee - Reporting View"

Metrics Include - Jurisdiction and Pharmacy Data, Exclude - Federal Agency Data



## CDC/PIHOA one-on-one USAPI weekly check-ins Week: 9/10/2022-9/23/2022



Metrics Include - Jurisdiction and Pharmacy Data, Exclude - Federal Agency Data

Eligible Population - 5+ yrs

Source: Tiberius Dataset "Awardee Vaccine Metrics - Reporting View"

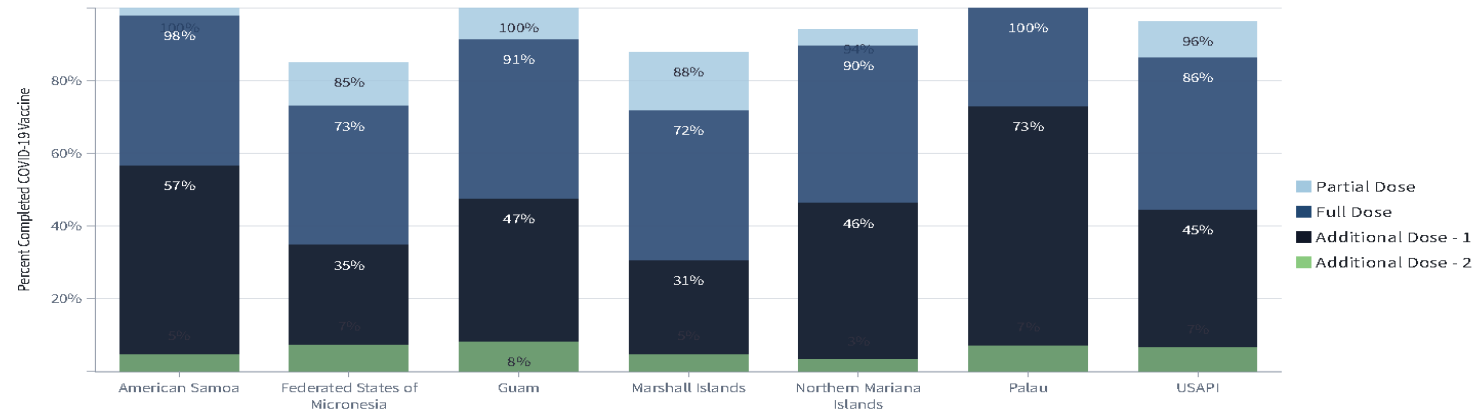
**CDC/PIHOA one-on-one USAPI weekly check-ins**  
**Week: 9/10/2022-9/23/2022**

| Jurisdiction             | Population Aged 5+ | Partially Vaccinated | Pct Partially Vaccinated | Fully Vaccinated | Pct Fully Vaccinated | 1st Add'l. Doses | Pct With 1st Add'l. Dose | 2nd Add'l. Doses | Pct With 2nd Add'l. Dose | Not Vaccinated | Pct Not Vaccinated |
|--------------------------|--------------------|----------------------|--------------------------|------------------|----------------------|------------------|--------------------------|------------------|--------------------------|----------------|--------------------|
| American Samoa           | 43,110             | 45,618               | 100%                     | 42,159           | 98%                  | 24,417           | 57%                      | 2,008            | 5%                       | 0              | 0%                 |
| FSM-CHUUK                | 43,093             | 35,762               | 83%                      | 29,063           | 67%                  | 14,242           | 33%                      | 2,694            | 6%                       | 7,331          | 17%                |
| FSM-KOSRAE               | 5,861              | 5,553                | 95%                      | 4,734            | 81%                  | 2,938            | 50%                      | 490              | 8%                       | 308            | 5%                 |
| FSM-POHNPEI              | 32,193             | 27,838               | 86%                      | 23,543           | 73%                  | 9,511            | 30%                      | 2,202            | 7%                       | 4,355          | 14%                |
| FSM-YAP                  | 10,226             | 8,961                | 88%                      | 8,214            | 80%                  | 4,624            | 45%                      | 1,205            | 12%                      | 1,265          | 12%                |
| Guam                     | 154,941            | 156,005              | 100%                     | 141,767          | 91%                  | 73,407           | 47%                      | 12,635           | 8%                       | 0              | 0%                 |
| Marshall Islands         | 45,415             | 40,973               | 90%                      | 32,742           | 72%                  | 13,901           | 31%                      | 2,106            | 5%                       | 4,442          | 10%                |
| Northern Mariana Islands | 48,632             | 45,949               | 94%                      | 43,633           | 90%                  | 22,499           | 46%                      | 1,599            | 3%                       | 2,683          | 6%                 |
| Palau                    | 16,451             | 20,419               | 100%                     | 18,227           | 100%                 | 12,000           | 73%                      | 1,170            | 7%                       | 0              | 0%                 |
| <b>USAPI</b>             | <b>399,319</b>     | <b>387,078</b>       | <b>97%</b>               | <b>344,082</b>   | <b>86%</b>           | <b>177,539</b>   | <b>44%</b>               | <b>26,109</b>    | <b>7%</b>                | <b>12,241</b>  | <b>3%</b>          |

Abbreviations: Pct – Percent, Addt'l. – Additional

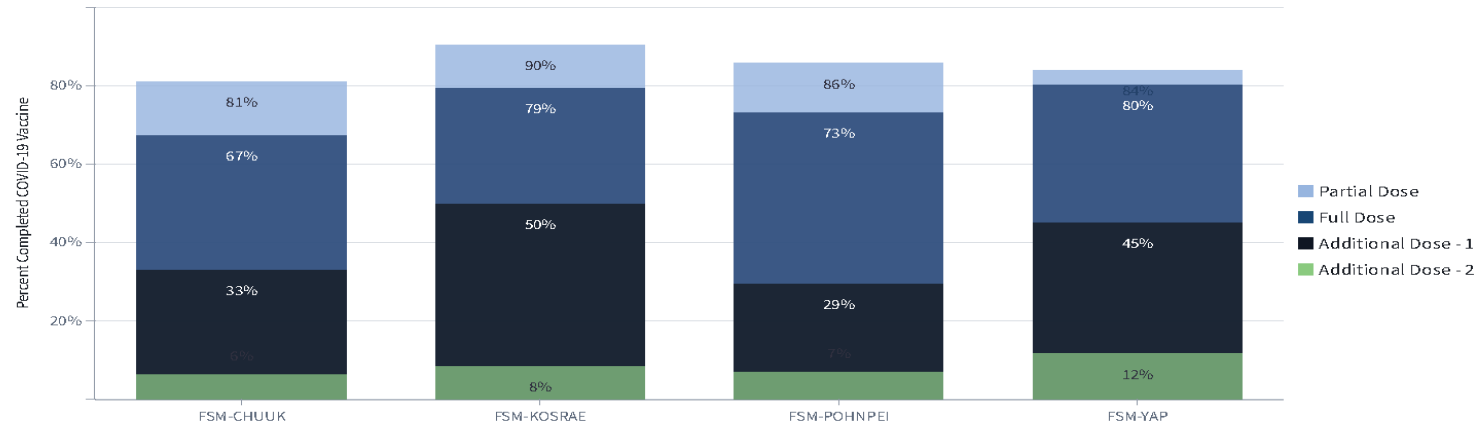
## CDC/PIHOA one-on-one USAPI weekly check-ins Week: 9/10/2022-9/23/2022

### Striving for 80%: USAPI 5+ COVID-19 Vaccine Progress



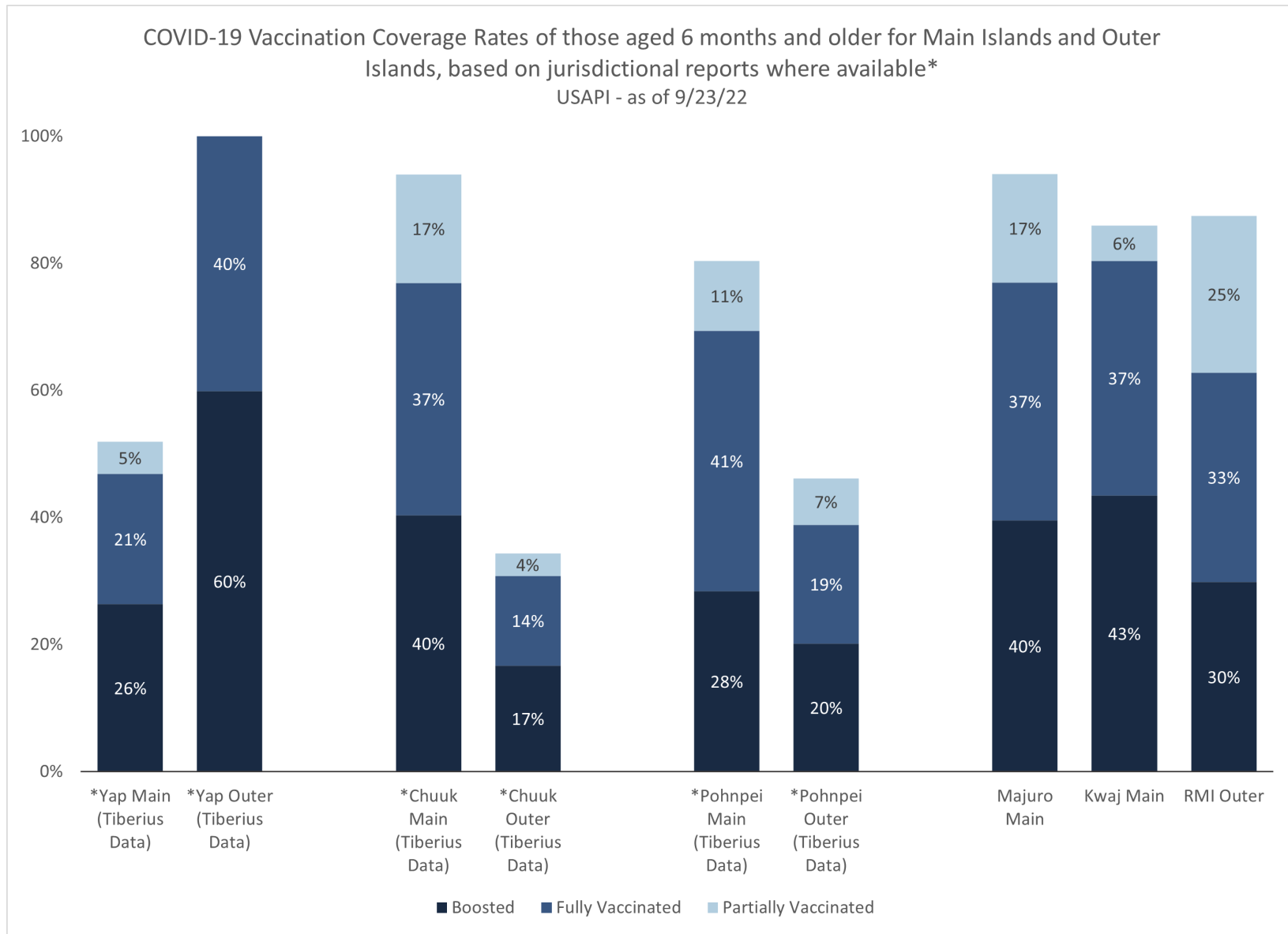
Metrics Include Jurisdiction, Pharmacy, and Federal Agency Data  
Source: Tiberius Dataset "Administration - Admin Awardee - Reporting View"  
Percentages are capped at 100%

### Striving for 80%: USAPI 5+ COVID-19 Vaccine Progress (FSM States)



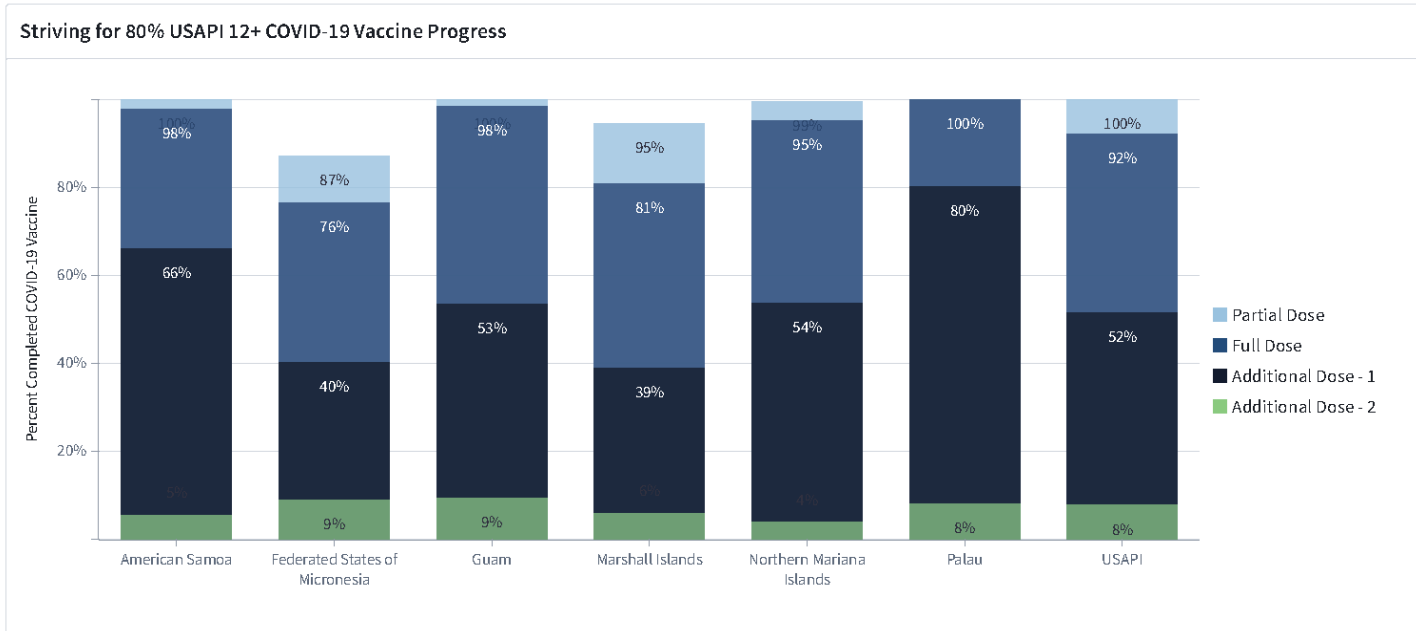
Source: Tiberius Dataset "Administration - Admin Zip - Reporting View"  
Percentages are capped at 100%

**CDC/PIHOA one-on-one USAPI weekly check-ins**  
**Week: 9/10/2022-9/23/2022**



Percentages are capped at 100%

**CDC/PIHOA one-on-one USAPI weekly check-ins**  
**Week: 9/10/2022-9/23/2022**



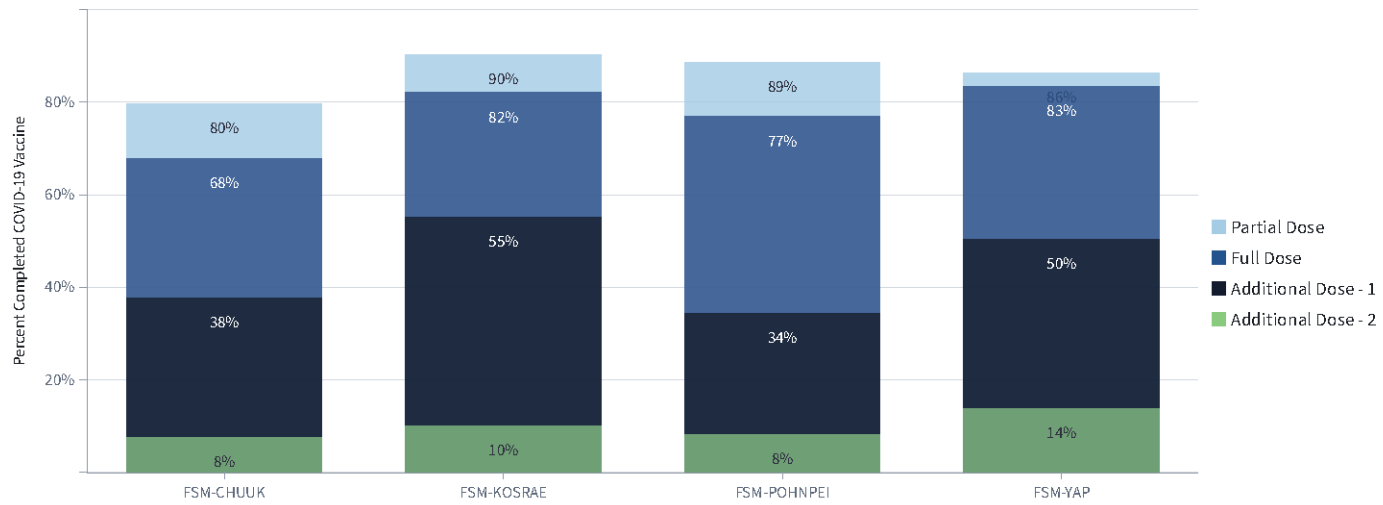
Metrics Include Jurisdiction, Pharmacy, and Federal Agency Data

Source: Tiberius Dataset "Administration - Admin Awardee - Reporting View"

Percentages are capped at 100%

### CDC/PIHOA one-on-one USAPI weekly check-ins Week: 9/10/2022-9/23/2022

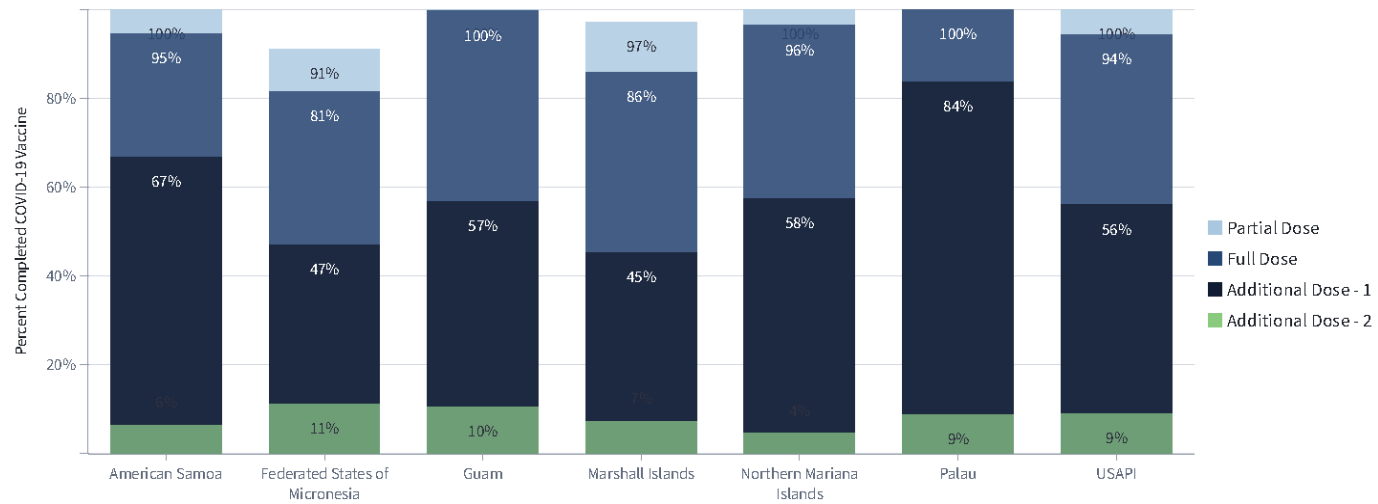
Striving for 80% USAPI 12+ COVID-19 Vaccine Progress (FSM States)



Source: Tiberius Dataset "Administration - Admin Zip - Reporting View"  
Percentages are capped at 100%

## CDC/PIHOA one-on-one USAPI weekly check-ins Week: 9/10/2022-9/23/2022

Striving for 80%: USAPI 18+ COVID-19 Vaccine Progress



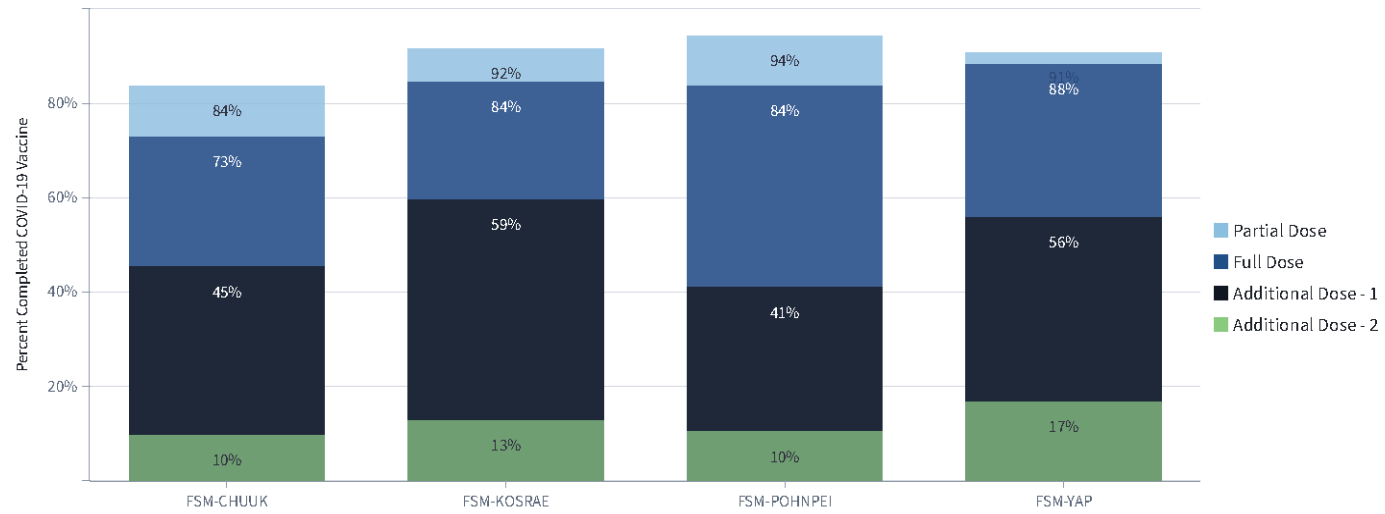
Metrics Include Jurisdiction, Pharmacy, and Federal Agency Data

Source: Tiberius Dataset "Administration - Admin Awardee - Reporting View"

Percentages are capped at 100%

### CDC/PIHOA one-on-one USAPI weekly check-ins Week: 9/10/2022-9/23/2022

Striving for 80%: USAPI 18+ COVID-19 Vaccine Progress (FSM States)



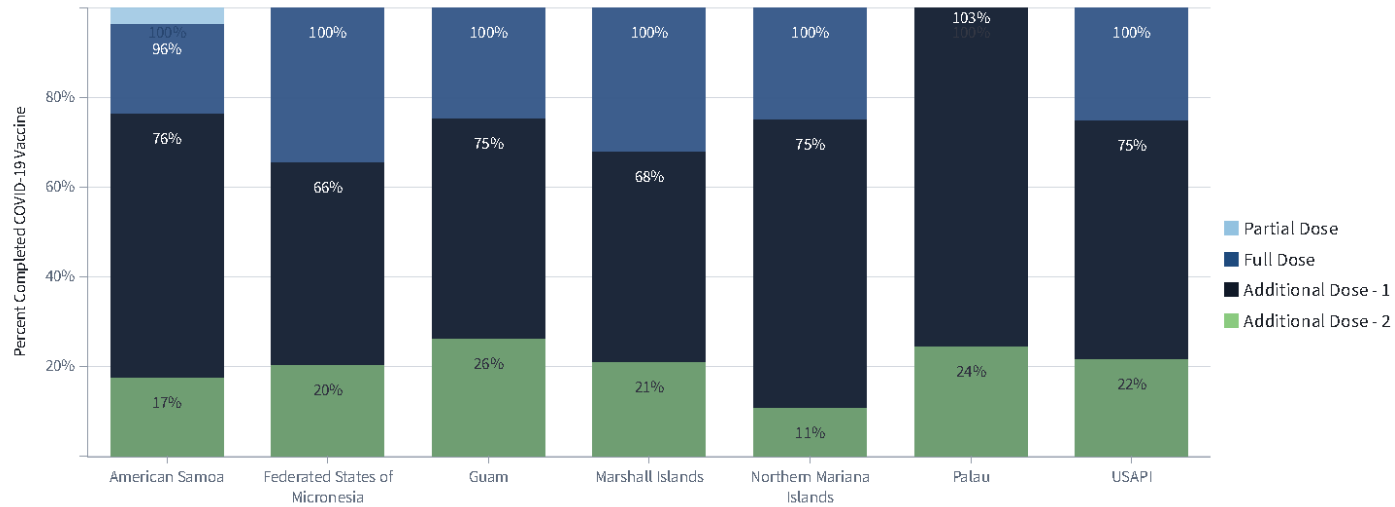
Source: Tiberius Dataset "Administration - Admin Zip - Reporting View"

Percentages are capped at 100%



**CDC/PIHOA one-on-one USAPI weekly check-ins**  
**Week: 9/10/2022-9/23/2022**

**USAPI COVID-19 Vaccine Progress: 50 yrs and over**



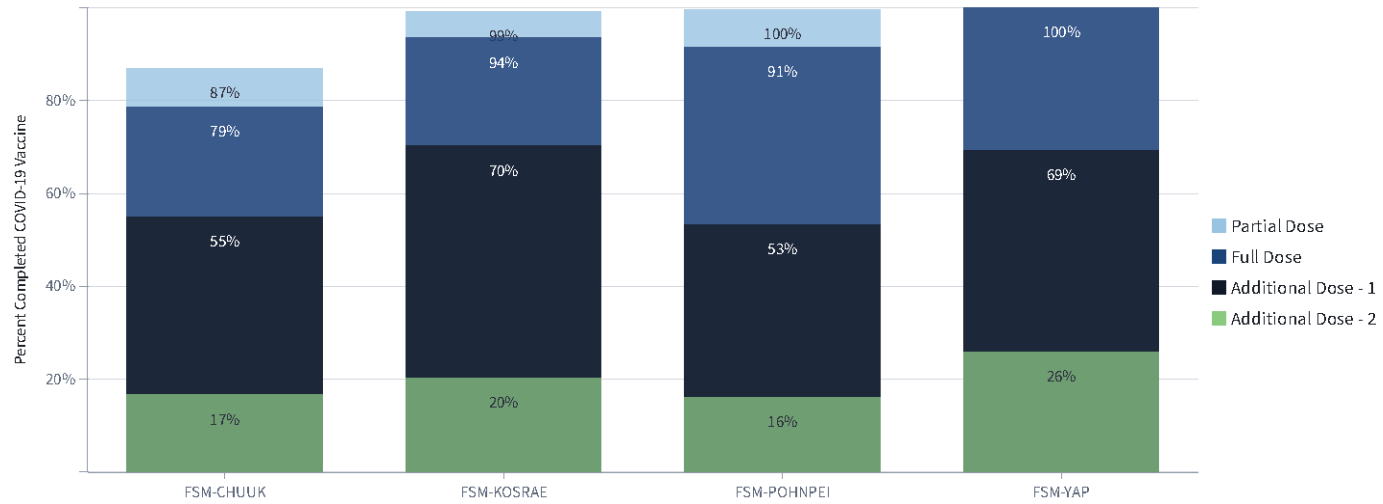
Metrics Include Jurisdiction, Pharmacy, and Federal Agency Data

Source: Tiberius Dataset "Administration - Admin Awardee - Reporting View"

Percentages are capped at 100%

CDC/PIHOA one-on-one USAPI weekly check-ins  
Week: 9/10/2022-9/23/2022

USAPI COVID-19 Vaccine Progress: 50 yrs and over (FSM States)

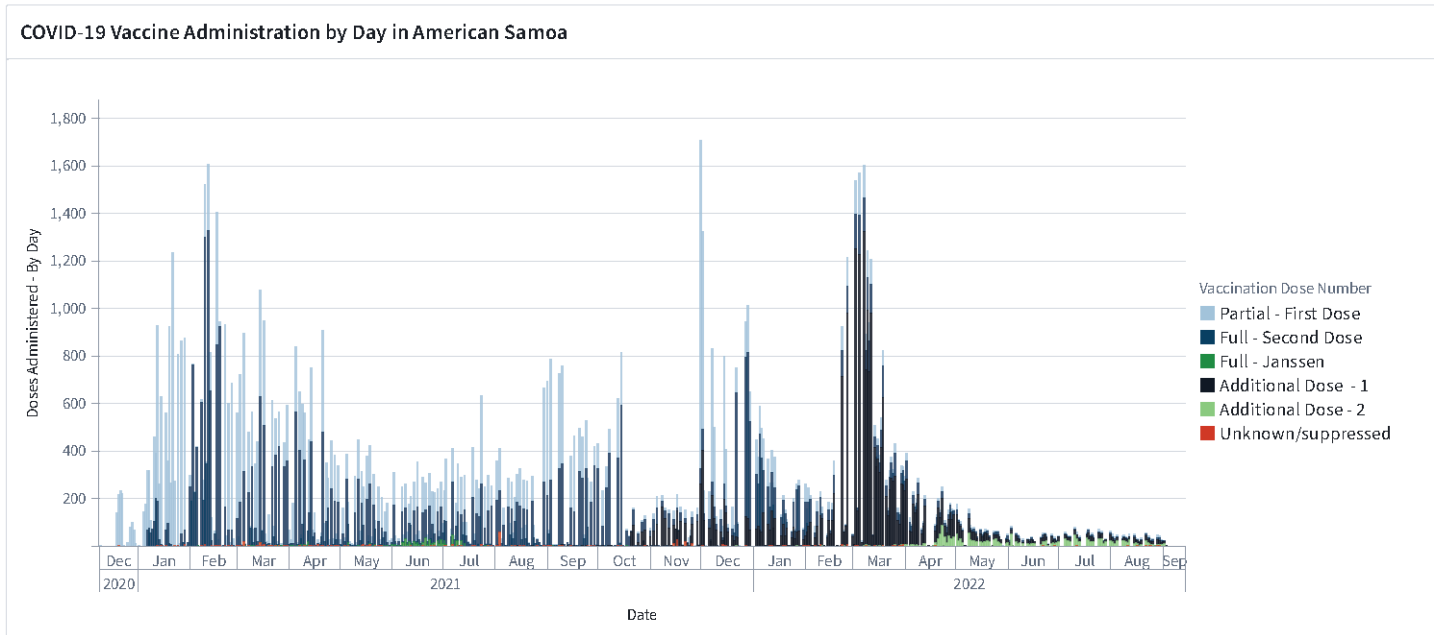


Source: Tiberius Dataset "Administration - Admin Zip - Reporting View"  
Percentages are capped at 100%

CDC/PIHOA one-on-one USAPI weekly check-ins  
Week: 9/10/2022-9/23/2022

By Jurisdiction:

American Samoa

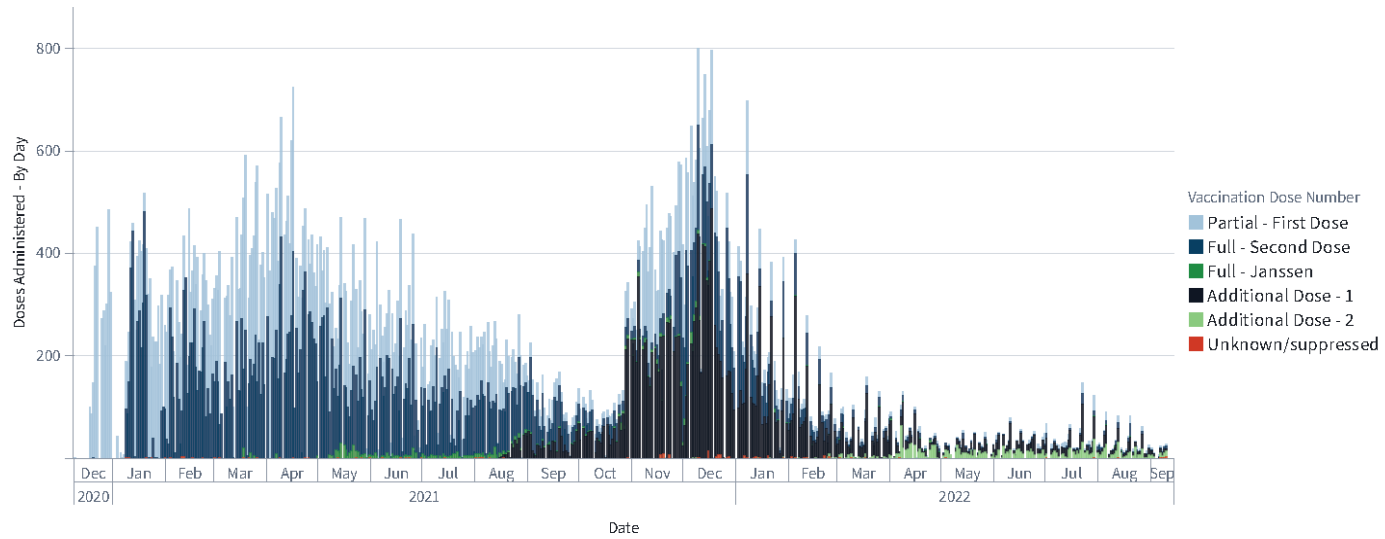


Source: Tiberius Dataset "Administration - Admin Awardee - Reporting View"

**CDC/PIHOA one-on-one USAPI weekly check-ins**  
**Week: 9/10/2022-9/23/2022**

Commonwealth of the Northern Mariana Islands

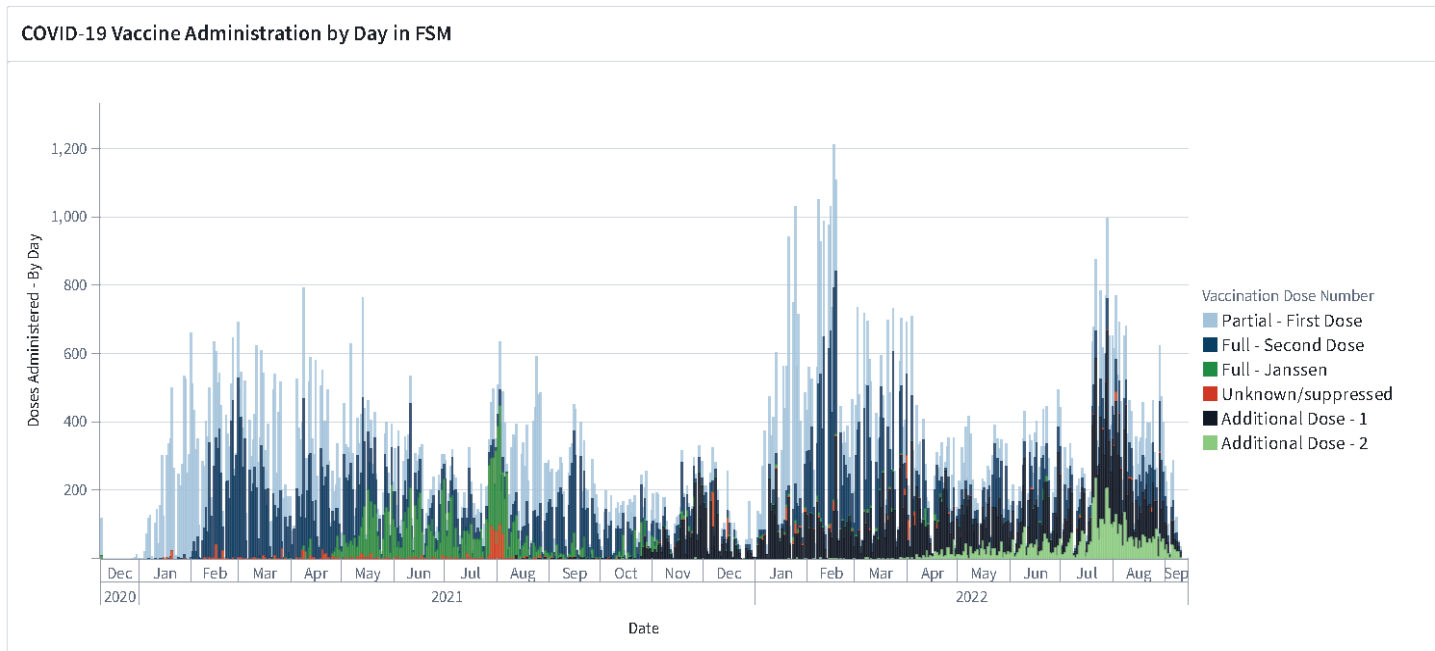
COVID-19 Vaccine Administration by Day in CNMI



Source: Tiberius Dataset "Administration - Admin Awardee - Reporting View"

CDC/PIHOA one-on-one USAPI weekly check-ins  
Week: 9/10/2022-9/23/2022

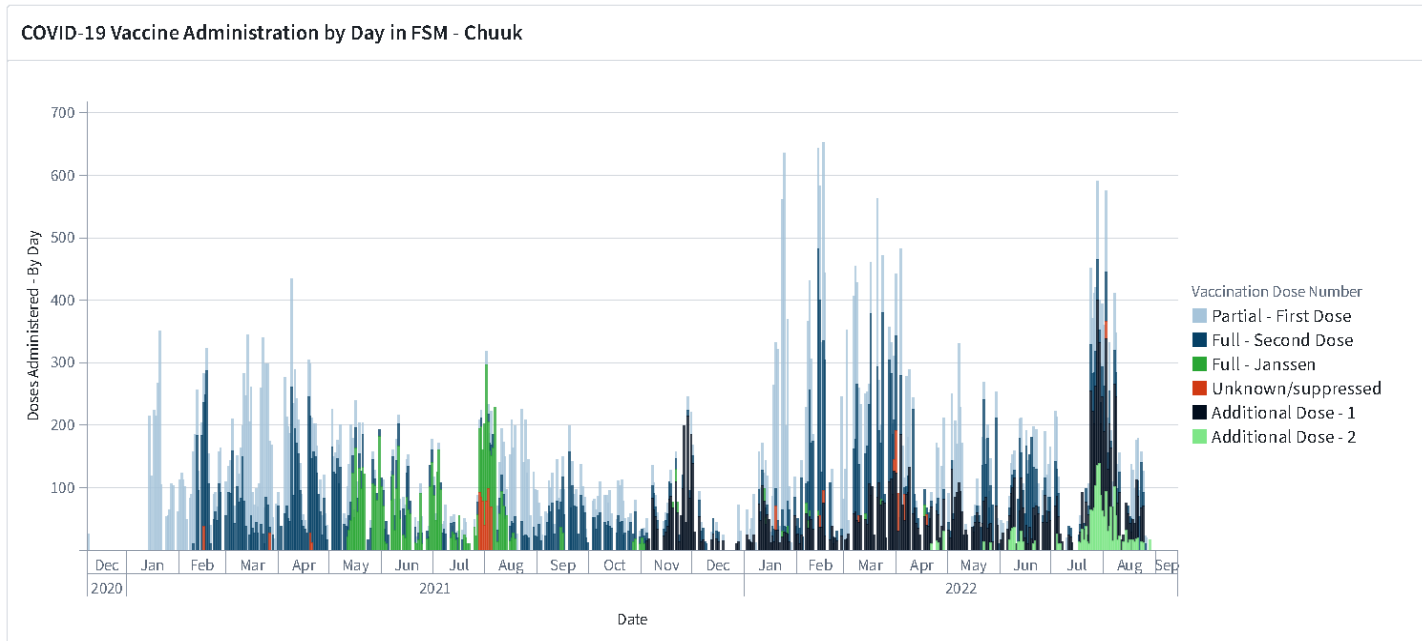
Federated States of Micronesia



Source: Tiberius Dataset "Administration - Admin Awardee - Reporting View"

CDC/PIHOA one-on-one USAPI weekly check-ins  
Week: 9/10/2022-9/23/2022

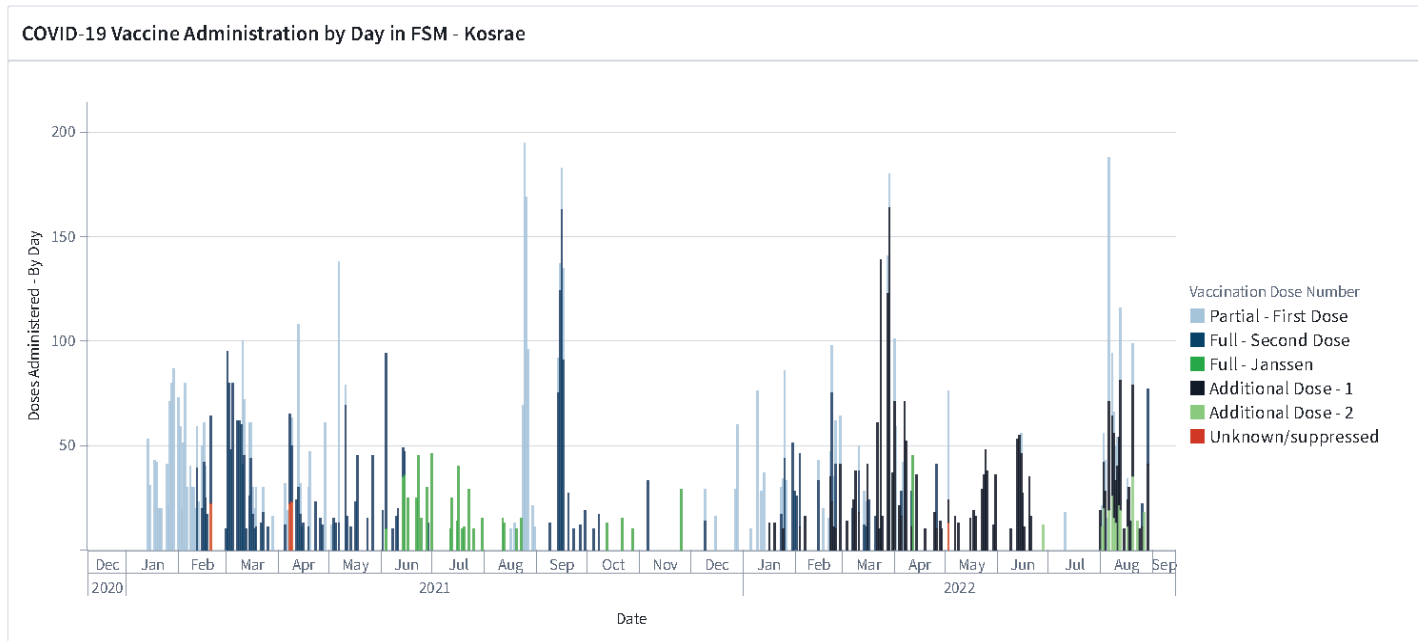
Chuuk



Source: Tiberius Dataset "Administration - Admin Zip - Reporting View"

**CDC/PIHOA one-on-one USAPI weekly check-ins**  
**Week: 9/10/2022-9/23/2022**

Kosrae

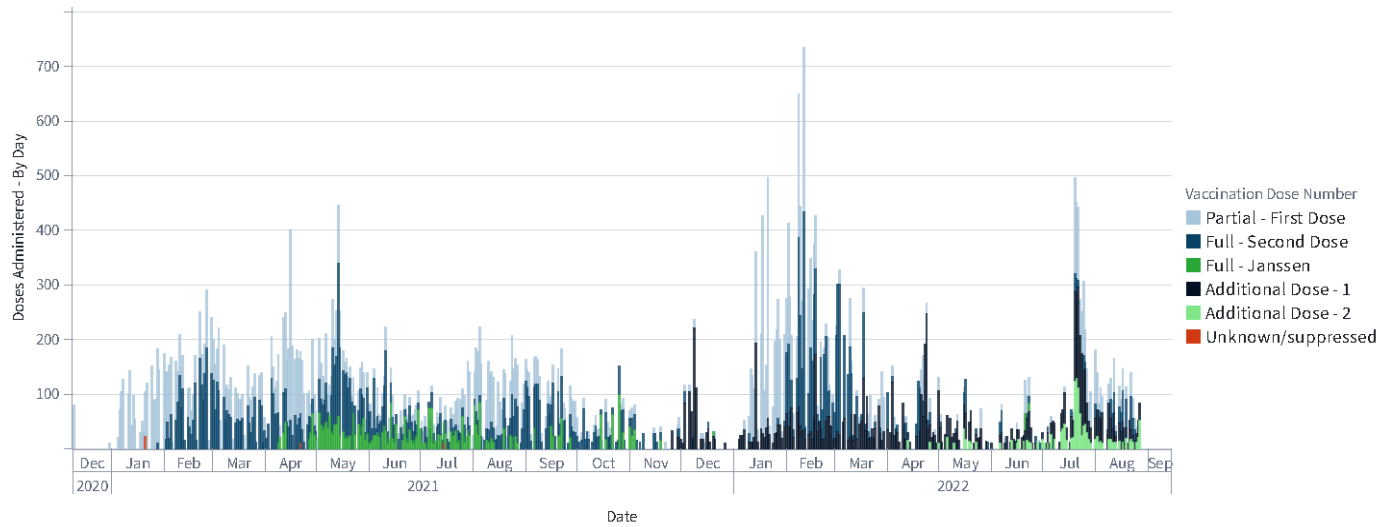


Source: Tiberius Dataset "Administration - Admin Zip - Reporting View"

CDC/PIHOA one-on-one USAPI weekly check-ins  
Week: 9/10/2022-9/23/2022

Pohnpei

COVID-19 Vaccine Administration by Day in FSM - Pohnpei

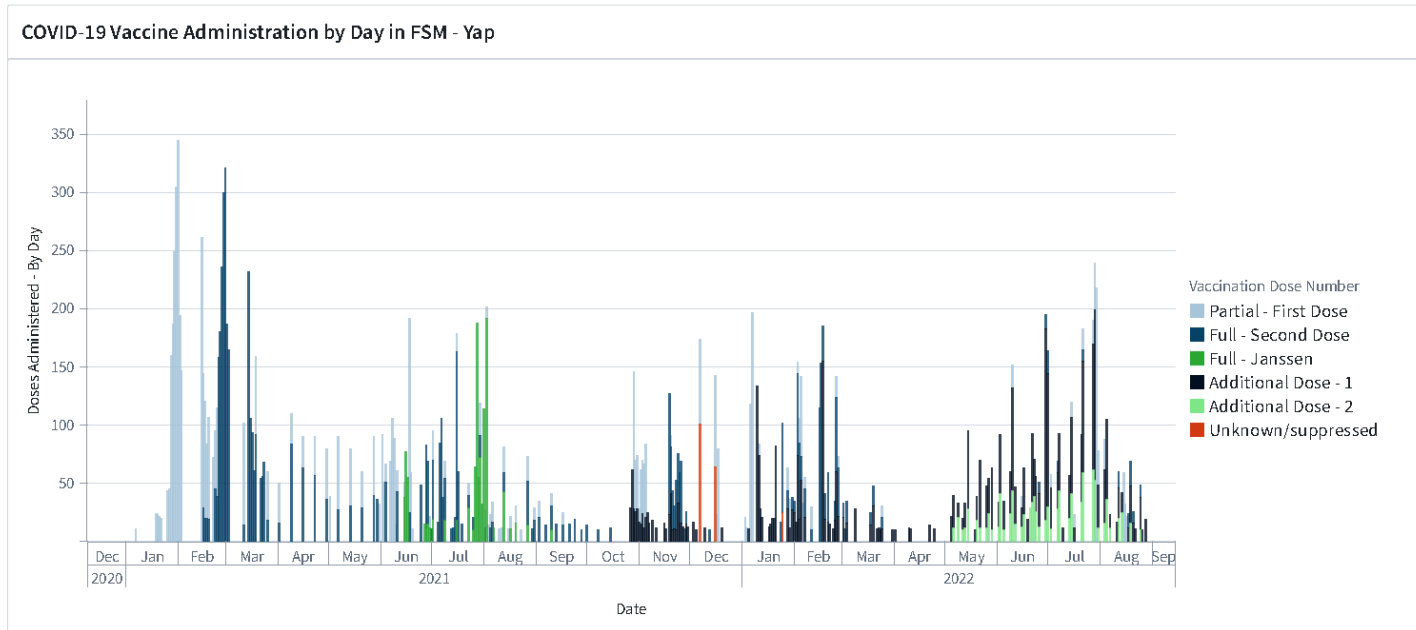


Source: Tiberius Dataset "Administration - Admin Zip - Reporting View"



CDC/PIHOA one-on-one USAPI weekly check-ins  
Week: 9/10/2022-9/23/2022

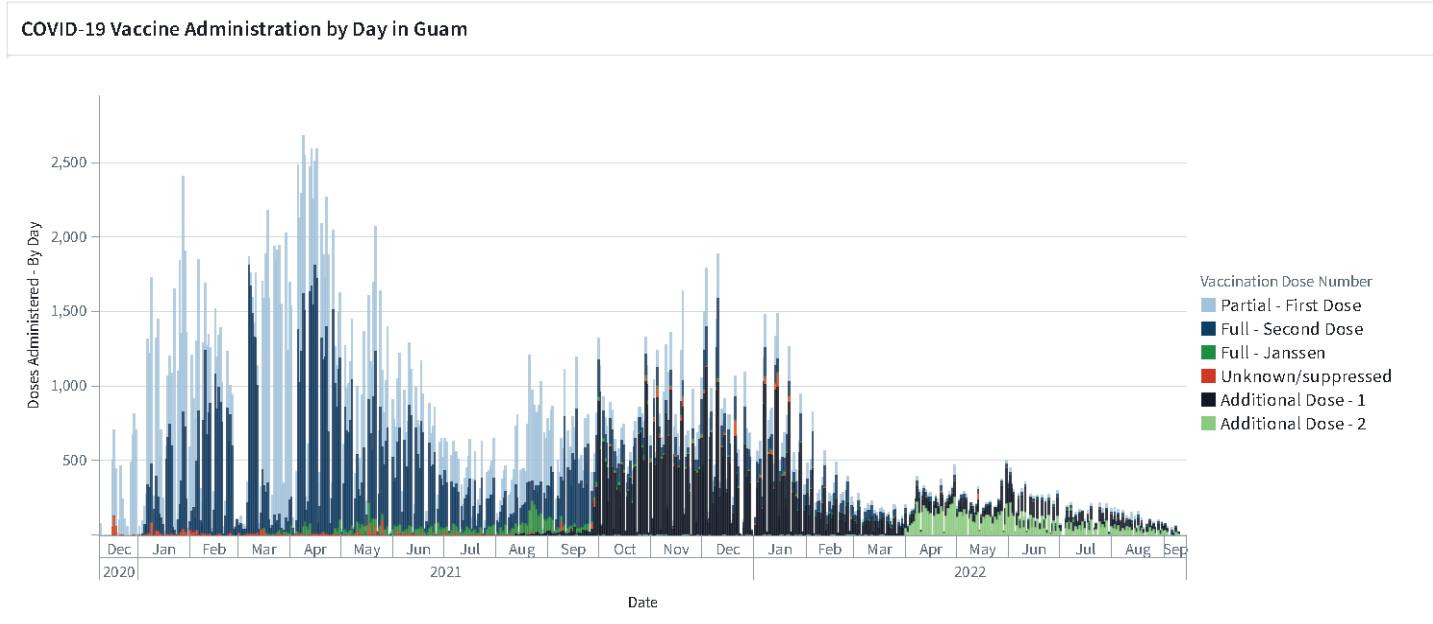
Yap



Source: Tiberius Dataset "Administration - Admin Zip - Reporting View"

CDC/PIHOA one-on-one USAPI weekly check-ins  
Week: 9/10/2022-9/23/2022

Guam

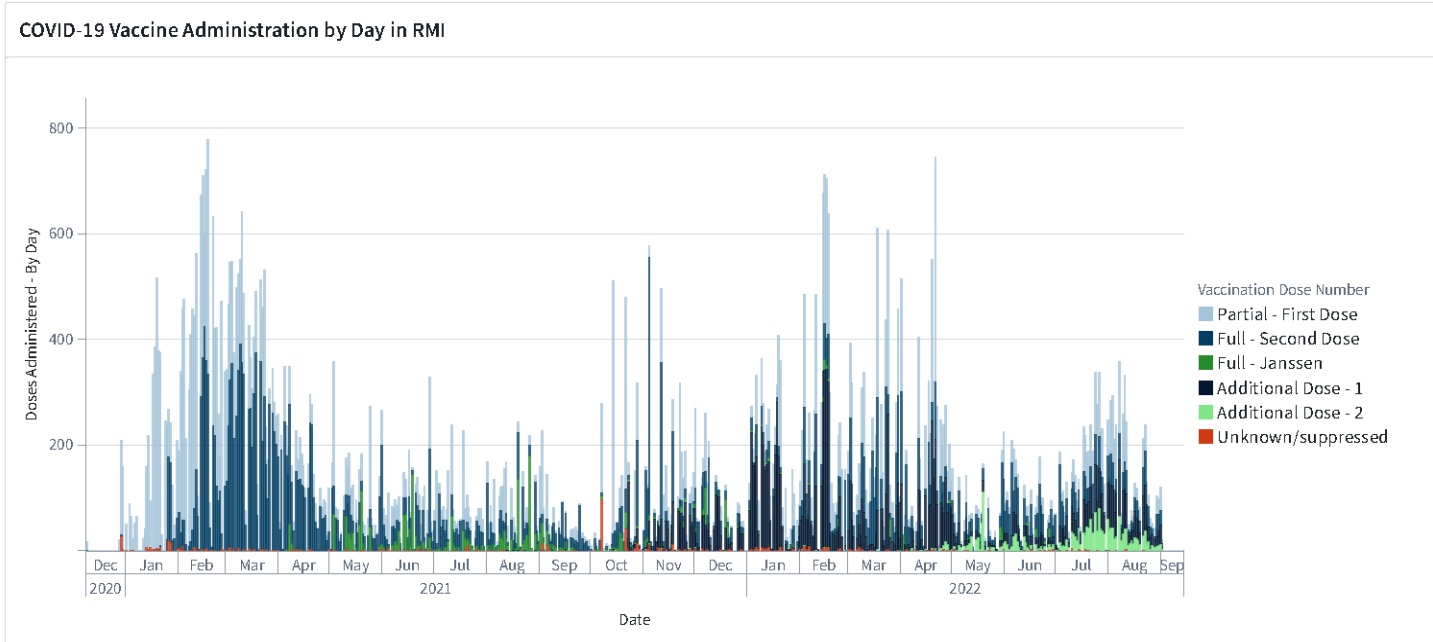


Source: Tiberius Dataset "Administration - Admin Awardee - Reporting View"

Metrics Include - Jurisdiction and Pharmacy Data, Exclude - Federal Agency Data

**CDC/PIHOA one-on-one USAPI weekly check-ins**  
**Week: 9/10/2022-9/23/2022**

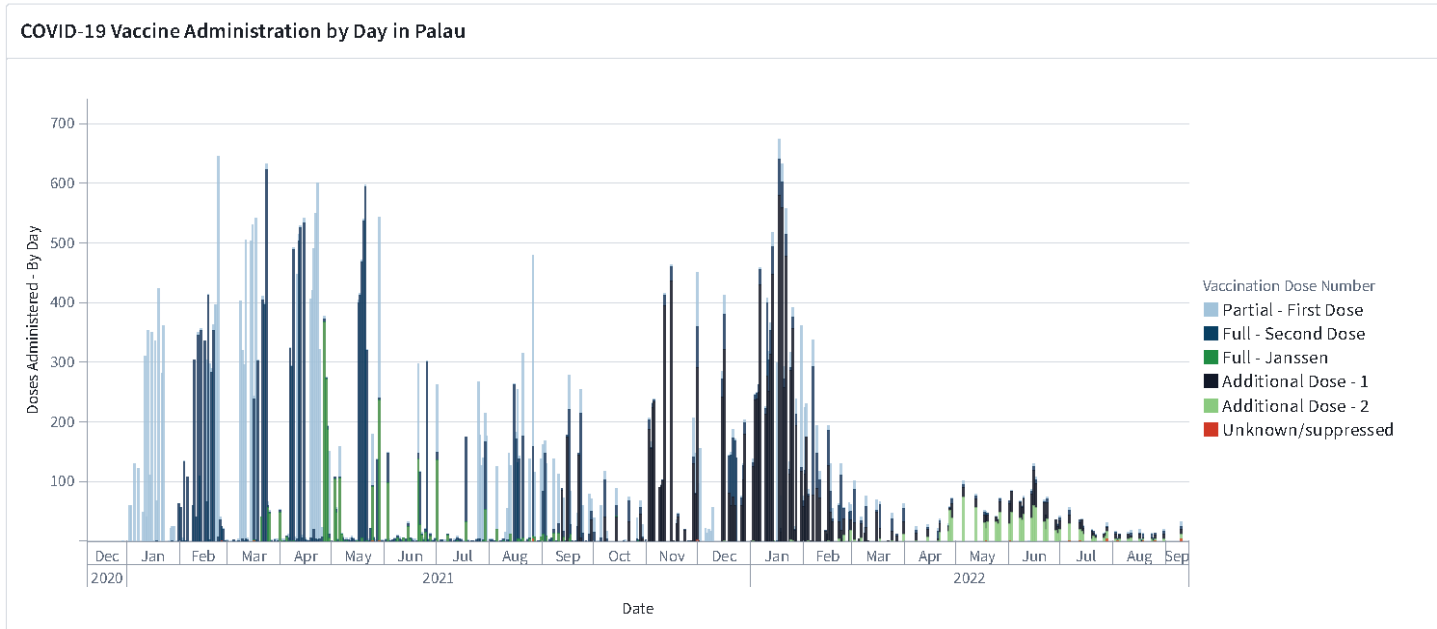
Republic of the Marshall Islands



Source: Tiberius Dataset "Administration - Admin Awardee - Reporting View"

CDC/PIHOA one-on-one USAPI weekly check-ins  
Week: 9/10/2022-9/23/2022

Republic of Palau



Source: Tiberius Dataset "Administration - Admin Awardee - Reporting View"

**CDC/PIHOA one-on-one USAPI weekly check-ins**  
**Week: 9/10/2022-9/23/2022**

**Sources:**

Population Metrics

Palau: 2015 census <https://www.palau.gov.pw/wp-content/uploads/2017/02/2015-Census-of-Population-Housing-Agriculture-.pdf>

FSM: 2010 census <https://www.fsmstatistics.fm/social/population-statistics/>

American Samoa: 2010 census <https://americansamoa.prism.spc.int/social/demography/population-by-age-group.html>

CNMI: 2015 census <https://cccguam.org/wp-content/uploads/CNMI-Statistical-Yearbook-2015-02.10.2017-nxp.pdf>

Guam: 2010 census <https://www.census.gov/data/datasets/2010/dec/guam.html>

RMI: 2010 census

FSM (States): 2010 census <https://www.fsmstatistics.fm/wp-content/uploads/2020/04/2010-Summary-Analysis-Key-Indicators.pdf>