

CDC/PIHOA one-on-one USAPI weekly check-ins
Month: 9/24/2022-10/28/2022

Regional Summary:

- COVID-19 cases
 - Guam has reported 58,807 total cases with 401 deaths and 58,338 recovered; 586 new cases (75 new cases in the last 7 days) and 0 new deaths this report (↓ from 7 last report); 7-day average test positivity: 5.2% (↓ from 6.1% last report); 5 hospitalized cases (↓ from 6 last report)
 - FSM has reported 22,020 total cases and 60 deaths (Chuuk: 12,209 cases with 27 deaths; Pohnpei: 5,639 cases with 23 deaths; Yap: 3,068 cases with 7 deaths; Kosrae: 1,104 cases with 3 deaths); 12,144 new cases (↑ from 485 last report) and 29 new deaths this report (↑ from 2 last report); 4 cases currently hospitalized; Chuuk reported widespread community transmission with a peak in cases on 4 Oct 22 and low daily case counts in Chuuk Lagoon for the last two weeks; medical missions to the outer islands of Chuuk have identified cases in the Northwest and Hall Islands; the four-week medical mission to the outer islands of Yap to provide vaccination and to train health assistants in test-to-treat returned after a successful trip and will re-embark to complete their mission on several islands; Pohnpei and Kosrae report sporadic cases with little community transmission
 - RMI has reported 15,389 total cases with 17 deaths and 15,358 recovered; 176 new cases (14 new cases in the last 7 days of reporting) and 0 new deaths this report (↔ from 0 last report); 0 hospitalized cases (↔ from 0 last report; 111 total hospitalizations); transmission identified on ten NIs
 - CNMI has reported 13,203 total cases with 41 deaths and 13,016 recovered; 33 new cases (7 new cases in the last 7 days) and 1 new death (↑ from 0 last report); 7-day average test positivity: 6.7%; 0 new COVID-19-related hospitalizations (↓ from 1 last report)
 - American Samoa has reported 8,257 total cases with 34 deaths and 8,251 recovered; 13 new cases (4 new cases in the last 7 days) and 0 new deaths this report (↔ from 0 last report); 3,220 (39%) treated with therapeutics; 0 new COVID-19-related hospitalizations (↔ from 0 last report)
 - Palau has reported 5,513 total cases with 7 deaths and 5,499 recovered; 53 new cases (4 new cases in the last 7 days) and 1 new death this report (↑ from 0 last report); 0 cases hospitalized (↓ from 1 last report)
- COVID-19 Vaccine distribution summary (See USAPI Vaccine Summary with 22 updated tables and figures listed below)
 - Based on data submitted into Tiberius via WebIZ: **98% of all people aged five years and older have had at least one dose of a COVID-19 vaccine (+1%); 87% are fully vaccinated (+1%); and 46% have had at least one additional dose (+2%).**
 - Current percentages of the eligible population **aged five years and older** that are fully vaccinated (from Tiberius via WebIZ)
 - American Samoa: 98% (↔%)
 - FSM: Chuuk: 70% (+3%), Kosrae: 82% (+1%), Pohnpei: 75% (+2%), Yap: 82% (+2%)
 - Guam: 92% (+1%)
 - RMI: 76% (+4%)
 - CNMI: 90% (↔%)
 - Palau: 100% (↔%)
 - Current percentages of the eligible population **aged five years and older** with at least one additional dose (from Tiberius via WebIZ)
 - American Samoa: 57% (↔%)
 - FSM: Chuuk: 37% (+4%), Kosrae: 52% (+2%), Pohnpei: 31% (+1%), Yap: 45% (↔%)
 - Guam: 48% (+1%)
 - RMI: 33% (+2%)
 - CNMI: 47% (+1%)
 - Palau: 73% (↔%)

COVID-19 Containment strategies

- American Samoa runs limited flights under the Talofa Pass system for vaccinated travelers with mask requirements on the vessel.
- FSM runs regular flights for travelers up-to-date on COVID-19 vaccination (most recent dose within five months). Yap, Pohnpei, Chuuk, and Kosrae have no quarantine or testing requirements for entry.
- Guam has no entry requirements.
- RMI allows travelers who are fully vaccinated with primary series and booster as eligible; required mask-wearing enroute, testing on arrival for symptomatic persons, and 5-day mask-wearing in public. Travel to neighboring islands is restricted.
- CNMI has no entry requirements.
- Palau runs regular Guam and Taiwan flights for vaccinated travelers with mitigation orders on arrival.

CDC/PIHOA one-on-one USAPI weekly check-ins
Month: 9/24/2022-10/28/2022

USAPI	COVID-19 cases	Testing	Containment	Community Mitigation	Medical Surge Preparedness	Vaccine Updates (based on Tiberius except RMI [local report])
AS	8,257 total cases with 34 deaths and 8,251 recovered; 13 new cases (4 new cases in last 7 days) and 0 new deaths this report (-- from 0 last report); 3,220 (39%) treated with therapeutics	Stocks as of 10/21/22: GeneXpert (680 available), Abbott ID NOW (0 available), ACCULA (4,442 available), BioFire (90 available), Abbott Binax NOW (29,920 available), In-BIOS antigen (1,000 available), and QuickVue OTC (3,990 available) testing on-island; Weekly test count (10/17-23): 26 with 15.4% test positivity	Borders remain closed to normal travel; Talofa Pass travel for fully vaccinated persons with mask requirements on the vessel; testing and quarantine requirements for incoming travelers have been lifted; regular flights from Hawaii and Samoa ongoing	New emergency declaration from 10/21/22 -- requires masking for persons who have tested positive in the last 10 days, encourages vaccination; most other restrictions have been lifted	0 new COVID-19-related hospitalizations (-- from 0 last report) 46 ventilators functional at LBJ, 132 beds, 7 ICU beds; 8 total isolation COVID beds in COVID tent outside of LBJ mAb in stock: 965 (Available: 438 REGEN-COV, 20 BAM/ETE, 60 Sotrovimab, 104 Evusheld, 343 Bebtelovimab) mAb used in the past week: 0 Antivirals in stock: 2,717 (Available: 339 Molnupiravir, 2,378 Paxlovid) Antivirals used in the past week: 0 Week (10/25-10/31)	Partially vaccinated: 3,454 Fully vaccinated: 42,242 Additional dose: 24,518 % 5+ fully vaccinated: 98.0% % 5+ w/ additional dose: 56.9%
CNMI	13,203 total cases with 41 deaths and 13,016 recovered; 33 new cases (7 new cases in last seven days) and 1 new death (↑ from 0 last report)	Stocks as of 10/18/22: Abbott ID NOW (1,032 available), Abbott Binax NOW (5,240 available), Biofire (90 available), GeneXpert (1,060 available), and Solgent (566 available) testing on-island; 105 tests run in past week; 7-day average test positivity: 6.7%	No travel restrictions in place	CDC COVID-19 Community Level -- LOW, no additional mitigation measures in place	0 new COVID-19-related hospitalizations (↓ from 1 last report) 46 usable ventilators; at CHCC- 75 hospital beds, 8 ICU beds mAb in stock: 1,322 (Available: 372 REGEN-COV, 102 BAM/ETE, 205 Sotrovimab, 176 Evusheld, 467 Bebtelovimab) mAb used in the past week: 1 Antivirals in stock: 1,534 (Available: 478 Molnupiravir, 1,056 Paxlovid) Antivirals used in the past week: 3 Week (10/25-10/31)	Partially vaccinated: 2,349 Fully vaccinated: 43,712 Additional dose: 22,741 % 5+ fully vaccinated: 89.9% % 5+ w/ additional dose: 46.8%

CDC/PIHOA one-on-one USAPI weekly check-ins
Month: 9/24/2022-10/28/2022

Guam	58,807 total cases with 401 deaths and 58,338 recovered; 586 new cases (75 new cases in last 7 days) and 0 new deaths this report (↓ from 7 last report)	Stocks as of 10/29/22: Abbott Binax NOW (0 available), Abbott ID NOW (463 available), BD Veritor (131 available), Flowflex (7,659 available), BioFire (57 available), GeneXpert (12 available), and ABI 7500 (68,150 available); 603,258 diagnostic tests conducted; 1,447 this week; 7-day average test positivity: 5.2% (↓ from 6.1% last report)	No travel restrictions in place; 68 cases in isolation (53 home isolation, 10 military isolation, 5 hospitalized)	CDC COVID-19 Community Level – LOW, corresponding mitigation measures recommended	5 hospitalized cases (↓ from 6 last report) mAb in stock: 573 (Available: 27 REGEN-COV, 140 BAM/ETE, 83 Sotrovimab, 42 Evusheld, 281 Bebtelovimab) mAb used in the past week: 2 Antivirals in stock: 1,983 (Available: 986 Molnupiravir, 997 Paxlovid) Antivirals used in the past week: 0 Week (10/25-10/31)	Partially vaccinated: 14,153 Fully vaccinated: 142,174 Additional dose: 74,580 % 5+ fully vaccinated: 91.8% % 5+ w/ additional dose: 48.1%
Chuuk	12,209 total cases identified with 27 deaths; community transmission was identified on September 24 and quickly spread throughout the lagoon, Weno averaged 0 new cases per day by Oct 10	Stocks as of 7/12/22: GeneXpert (3,780 available), Abbott Binax NOW (39,800 available) testing on-island; running ~90 tests per week; test-to-treat was stood up at CHCs on Weno as well as through small teams of health workers using boats to reach multiple different sites over a two-week period, local health assistants were trained and conducted test-to-treat for their communities	Borders opened 8/1/22 with Health Borders Act; vaccination requirements in place, no quarantine or testing requirements Travel to outer islands is restricted as medical teams continue to travel to these islands to provide vaccinations or test-to-treat activities	FSM decree -- no lockdown of any FSM State, mask-wearing required in public places, stay home except for essentials, encourage proper hygiene, avoid crowded places	4 hospitalizations (45 total) 21 working ventilators at the hospital (12 LTV FEMA, 3 Hamilton): 104 beds in shared wards, 9 ICU beds, 14 beds in isolation rooms, no negative airflow, 6 dedicated PUI/COVID-19 rooms Therapeutics on-island Inventory: 307 Bebtelovimab, 542 Evusheld, 1,441 Paxlovid (50 Renal), 47 Molnupiravir Total administered: 128 Bebtelovimab, 34 Evusheld, 6,199 Paxlovid (0 Renal), 45 Molnupiravir (as of 10/7/22)	Partially vaccinated: 7,015 Fully vaccinated: 30,270 Additional dose: 16,137 % 5+ fully vaccinated: 70.2% % 5+ w/ additional dose: 37.4%

CDC/PIHOA one-on-one USAPI weekly check-ins
Month: 9/24/2022-10/28/2022

Kosrae	1,104 total cases with 3 deaths; 0 new cases (case count has been adjusted) and 0 new deaths (-- from 0 last report)	Stocks as of 8/17/22: Abbott ID NOW (72 available), GeneXpert (199 available), BD Veritor (150 available), Panbio (449 available), and Abbott Binax NOW (8,058 available) testing on-island	Borders opened 8/1/22 with Health Borders Act; vaccination requirements in place, no quarantine or testing requirements	FSM decree -- no lockdown of any FSM State, mask-wearing required in public places, stay home except for essentials, encourage proper hygiene, avoid crowded places; school open - vaccination required for students	0 hospitalizations (13 total) 3 FEMA vents on-island; 45 hospital beds (2 ICU), 5 isolation rooms with no negative airflow; working on upgrading oxygen generator Therapeutics on-island Inventory: 117 Bebtelovimab, 148 Evusheld, 797 Paxlovid (9 Renal), 60 Molnupiravir Total administered: 17 Bebtelovimab, 8 Evusheld, 407 Paxlovid (1 Renal) (as of 10/6/22)	Partially vaccinated: 771 Fully vaccinated: 4,823 Additional dose: 3,034 % 5+ fully vaccinated: 82.3% % 5+ w/ additional dose: 51.8%
Pohnpei	5,639 total cases with 23 deaths; 0 new cases (case count has been adjusted) and 0 new deaths (-- from 0 last report)	Stocks as of 7/12/22: GeneXpert (300 available) and Abbott Binax NOW (32,544 available) testing on-island	Borders opened 8/1/22 with Health Borders Act; vaccination requirements in place, no quarantine or testing requirements	FSM decree -- no lockdown of any FSM State, mask-wearing required in public places, stay home except for essentials, encourage proper hygiene, avoid crowded places; school reopened	0 hospitalizations (134 total) 14 total vents; 98 hospital beds (no ICU beds), 4 isolation rooms at the hospital with negative airflow; MMA isolation center near the airport with 40 units Therapeutics on-island Inventory: 411 Bebtelovimab, 708 Evusheld, 603 Paxlovid (25 Renal), 127 Molnupiravir Total administered: 2 Bebtelovimab, 17 Evusheld, 688 Paxlovid (3 Renal), 277 Molnupiravir (as of 9/20/22)	Partially vaccinated: 4,041 Fully vaccinated: 24,042 Additional dose: 9,840 % 5+ fully vaccinated: 74.7% % 5+ w/ additional dose: 30.6%

CDC/PIHOA one-on-one USAPI weekly check-ins
Month: 9/24/2022-10/28/2022

Yap	3,068 total cases with 5 deaths; 12 new cases (0 in the last 7 days) and 0 new deaths (↓ from 2 last report)	Stocks as of 10/28/22: GeneXpert (690 available), Abbott Binax NOW (4,556 available), and BioFire (61 available) testing on-island; 7,904 tests conducted since 16 Aug 22; all routine clinics and services have reopened	Borders opened 8/1/22 with Health Borders Act; after identification of community transmission, passenger caps and entry requirements have been lifted; no quarantine or testing requirements Travel to outer islands is prohibited; medical mission to deliver supplies and vaccines is ongoing and has reached most outer islands	FSM decree -- no lockdown of any FSM State, mask-wearing required in public places, stay home except for essentials, encourage proper hygiene, avoid crowded places	0 cases hospitalized (42 total) 20 working ventilators on-island; 38 hospital beds, 2 isolation rooms with negative airflow; 18 bed COVID ward (with 2 ICU beds); working to improve oxygen generation facility Therapeutics on-island Inventory: 100 Bebtelovimab, 18 Evusheld, 126 Paxlovid (30 Renal), 507 Molnupiravir Total administered: 10 Bebtelovimab, 702 Evusheld, 2,686 Paxlovid (12 Renal), 38 Molnupiravir (as of 10/4/22)	Partially vaccinated: 592 Fully vaccinated: 8,379 Additional dose: 4,626 % 5+ fully vaccinated: 81.9% % 5+ w/ additional dose: 45.2%
Palau	5,513 total cases with 7 deaths and 5,499 recovered; 53 new cases (4 new cases in last 7 days) and 1 new death this report (↑ from 0 last report)	Stocks as of 4/22/22: Abbott Binax NOW (11,640 available), Abbott ID NOW (1,344 available), GeneXpert (5,100 available), Roche Cobas (1,680 available), BioFire (270 available), and VTRUST antigen (10,100 available) testing on-island; 65,730 total tests conducted; 92 tests run in last 7 days	Passenger flights (Guam, Taiwan) and military flights ongoing; Effective July 1, vaccinated travelers are allowed entry with requirement to follow mitigation orders issued on arrival; 14 active cases	Most public restrictions have been lifted	0 cases hospitalized (↓ from 1 last report) 80 hospital beds, 4 ICU beds, 5 isolation rooms with negative airflow; various quarantine sites available; 36 working ventilators on-island mAb in stock: 804 (Available: 306 REGEN-COV, 68 BAM/ETE, 88 Sotrovimab, 57 Evusheld, 285 Bebtelovimab) mAb used in the past week: 0 Antivirals in stock: 453 (Available: 99 Molnupiravir, 354 Paxlovid) Antivirals used in the past week: 0 Week (10/25-10/31)	Fully vaccinated: 18,264 Additional dose: 12,062 % 5+ fully vaccinated: >100% % 5+ w/ additional dose: 73.3%

CDC/PIHOA one-on-one USAPI weekly check-ins
Month: 9/24/2022-10/28/2022

RMI- Majuro	9,847 total cases with 12 deaths and 9,832 recovered; 9 new cases (↓ from 64 last report) and 0 new deaths this report (-- from 0 last report)	Stocks as of 9/8/22: GeneXpert (6,710 available), BioFire (60 available), Abbott Binax NOW (0 available), Abbott ID NOW (236 available), Panbio (775 available), IntelliSwab (5,376 available), FORA (50,000 available) and SureStatus (19,942 available) testing on-island	Safe Travels program ended 7 Sept 22; border open as of 8 Sept 22 Travelers must be fully vaccinated with primary series and booster as eligible; required mask-wearing enroute, testing on arrival for symptomatic persons, and 5-day mask-wearing in public	Mask mandate has ended; encourage the practice of good hygiene; schools have reopened	0 hospitalizations (73 total) 44 total vents on-island (37 reserved for COVID-19); 108 hospital beds (3 ICU), 8 isolation rooms (1 with negative air flow); new isolation building (8 isolation rooms with negative airflow) completed; new quarantine facility (24 beds) built, the old facility still usable (80 beds) Therapeutics on-island Inventory: 292 Bebtelovimab, 302 Evusheld, 2,590 Paxlovid (35 Renal), 44 Molnupiravir Total administered: 96 Bebtelovimab, 2 Evusheld, 7,312 Paxlovid, 20 Molnupiravir (as of 9/28/22)	Partially vaccinated: 3,737 Fully vaccinated: 20,103 Additional dose: 10,572 % 6 mos+ fully vaccinated: 78.6% % 6mos+ w/ additional dose: 41.3%
------------------------	--	---	--	---	--	---

CDC/PIHOA one-on-one USAPI weekly check-ins
Month: 9/24/2022-10/28/2022

RMI-Kwaj	3,167 total cases with 4 deaths and 3,161 recovered; 5 new cases (↑ from 0 last report) and 0 new deaths this report (-- from 0 last report)	Stocks as of 9/8/22: GeneXpert (960 available), BioFire (0 available), Panbio (4,800 available), and Abbott Binax NOW (1,490 available) testing on-island	Safe Travels program ended 7 Sept 22; border open as of 8 Sept 22 Travelers must be fully vaccinated with primary series and booster as eligible; required mask-wearing enroute, testing on arrival for symptomatic persons, and 5-day mask-wearing in public	Mask mandate has ended; encourage the practice of good hygiene	0 hospitalizations (38 total) 14 vents on-island; isolation facility is being built and renovated TB trailer is being prepared (6 beds) for temporary isolation T2T is available at Ebeye Hospital Therapeutics on-island Inventory: 21 Bebtelovimab, 72 Evusheld, 1,378 Paxlovid (12 Renal), 336 Molnupiravir Total administered: 217 Bebtelovimab, 272 Evusheld, 2,325 Paxlovid (as of 9/28/22)	Partially vaccinated: 429 Fully vaccinated: 9,035 Additional dose: 3,947 % 6 mos+ fully vaccinated: 83.0% % 6 mos+ w/ additional dose: 36.3%
RMI-NI	2,375 total cases with 1 death and 2,365 recovered; 292 new cases (↑ from 130 last report) and 0 new deaths this report (-- from 0 last report)	Marshall Islands Medical Assistance Teams (MIMAT) deployed for two weeks to 11 outer atolls Cases identified on Wotje, Aur, Jaluit, Mili, Ailinglaplap, Maloelap, Mejit, Ailuk, Arno, and Ebon	Travel to COVID-free atolls is restricted After the MOHHS team visits these islands to preposition supplies, train health assistants, and conduct vaccination, travel will be allowed Future travelers must be fully vaccinated and test negative before departure	Encourage stay home and practice good hygiene; mask mandate has ended	MIMAT delivered PPE and Paxlovid to neighboring atolls with identified transmission and scheduling missions to COVID-free atolls to preposition supplies	Partially vaccinated: 2,171 Fully vaccinated: 8,249 Additional dose: 4,279 % 6 mos+ fully vaccinated: 65.3% % 6 mos+ at least one dose: 82.5% % 6 mos+ w/ additional dose: 33.9%

CDC/PIHOA one-on-one USAPI weekly check-ins
Month: 9/24/2022-10/28/2022

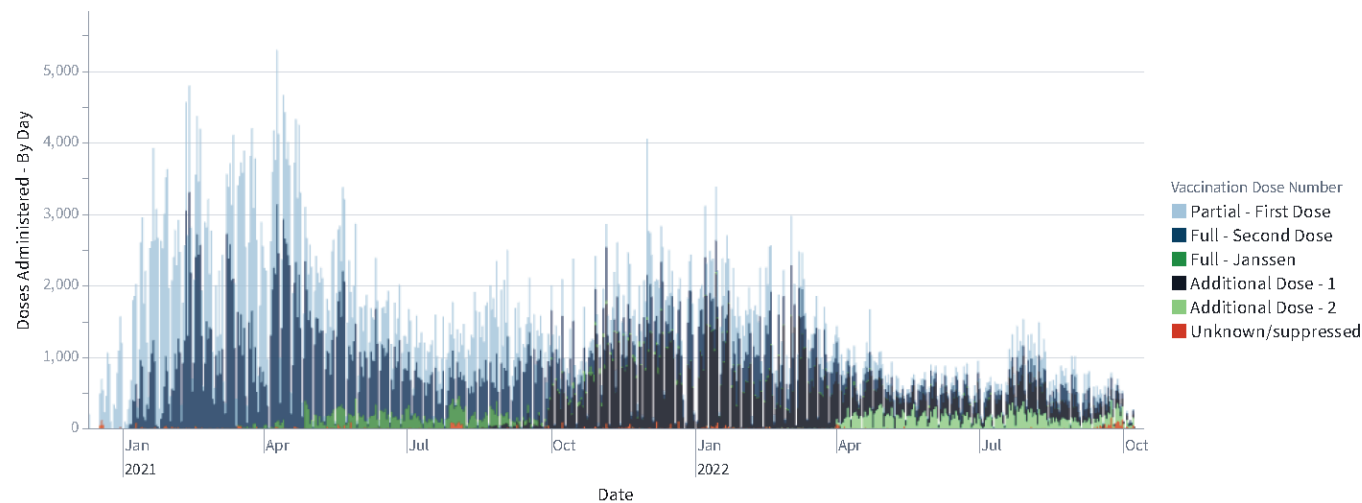
USAPI Vaccine Summary Tables and Charts:

**Note that all data except for those detailing Outer Island coverage rates comes directly from Tiberius. Thank you to Katrina Myers and the entire USAPI Tiberius Team for helping assemble "Dr. B's Famous Slide-set." Thank you to the jurisdictions who enter this data into WebIZ daily to keep it up to date.*

**Outer Island data was provided by each jurisdiction based on their outer island outreach activities. Because of this, there may be discrepancies between the two data sets (Tiberius and the Jurisdiction Outer Island Data). Also, some jurisdictions have yet to report their data in detail. Thank you to Dr. Haley Cash for assembling the Outer Island table and each of the jurisdictions for collecting and reporting this unique yet important data.*

US-affiliated Pacific Islands Region

COVID-19 Vaccine Administration by Day in USAPI

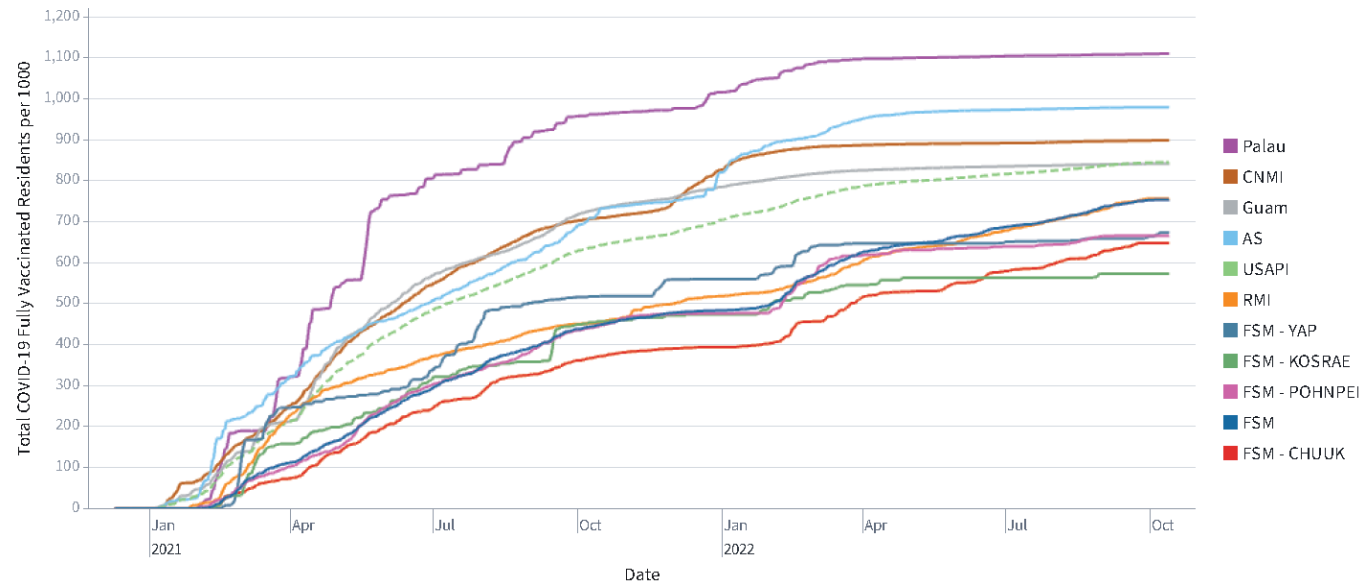


Source: Tiberius Dataset "Administration - Admin Awardee - Reporting View"

Metrics Include - Jurisdiction and Pharmacy Data, Exclude - Federal Agency Data

CDC/PIHOA one-on-one USAPI weekly check-ins
Month: 9/24/2022-10/28/2022

Cumulative COVID-19 Fully Vaccinated Residents in USAPI (per 1000 eligible residents)



Metrics Include - Jurisdiction and Pharmacy Data, Exclude - Federal Agency Data

Eligible Population - 5+ yrs

Source: Tiberius Dataset "Awardee Vaccine Metrics - Reporting View"

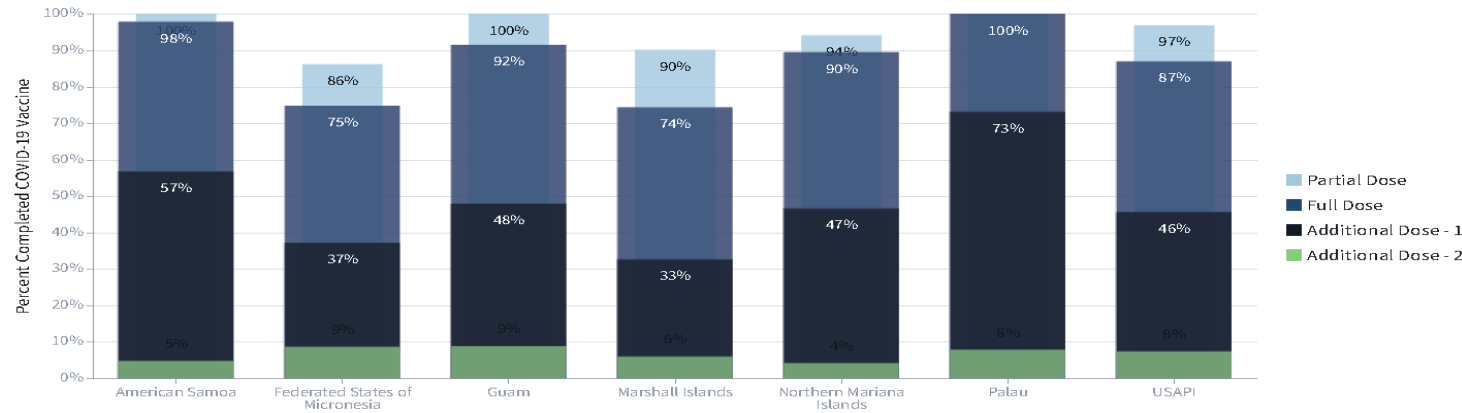
CDC/PIHOA one-on-one USAPI weekly check-ins
Month: 9/24/2022-10/28/2022

Jurisdiction	Population Aged 5+	Partially Vaccinated	Pct Partially Vaccinated	Fully Vaccinated	Pct Fully Vaccinated	1st Add'l. Doses	Pct With 1st Add'l. Dose	2nd Add'l. Doses	Pct With 2nd Add'l. Dose	Not Vaccinated	Pct Not Vaccinated
American Samoa	43,110	45,696	100%	42,242	98%	24,518	57%	2,130	5%	0	0%
FSM-CHUUK	43,093	37,285	87%	30,270	70%	16,137	37%	3,599	8%	5,808	13%
FSM-KOSRAE	5,861	5,594	95%	4,823	82%	3,034	52%	566	10%	267	5%
FSM-POHNPEI	32,193	28,083	87%	24,042	75%	9,840	31%	2,575	8%	4,110	13%
FSM-YAP	10,226	8,971	88%	8,379	82%	4,626	45%	1,237	12%	1,255	12%
Guam	154,941	156,327	100%	142,174	92%	74,580	48%	13,885	9%	0	0%
Marshall Islands	45,415	42,858	94%	34,368	76%	14,880	33%	2,796	6%	2,557	6%
Northern Mariana Islands	48,632	46,061	95%	43,712	90%	22,741	47%	2,103	4%	2,571	5%
Palau	16,451	20,454	100%	18,264	100%	12,062	73%	1,319	8%	0	0%
USAPI	399,319	391,329	98%	348,274	87%	182,418	46%	30,210	8%	7,990	2%

Abbreviations: Pct – Percent, Addt'l. – Additional

CDC/PIHOA one-on-one USAPI weekly check-ins Month: 9/24/2022-10/28/2022

Striving for 80%: USAPI 5+ COVID-19 Vaccine Progress

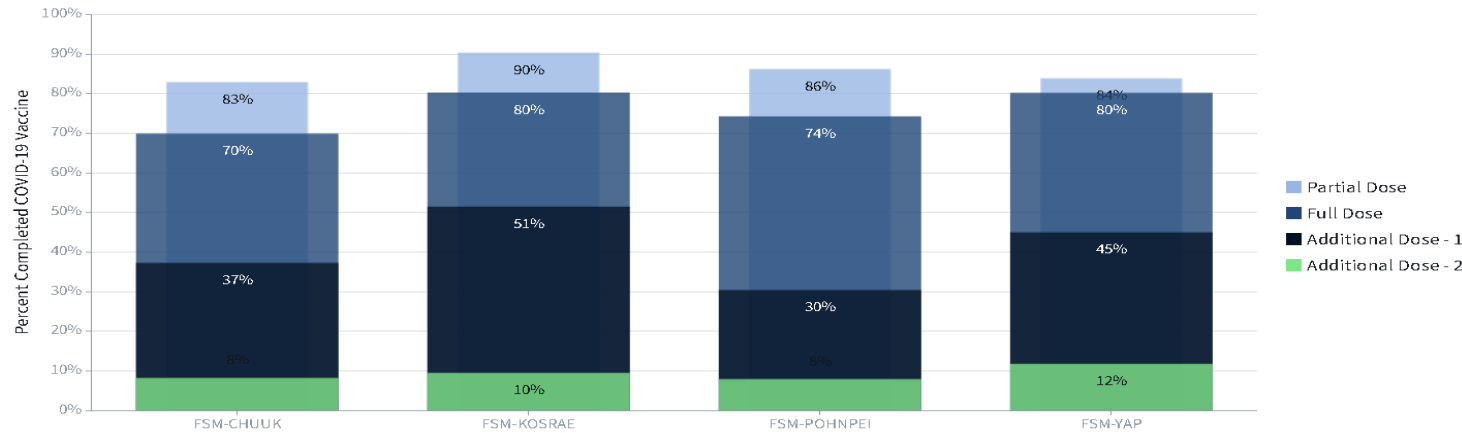


Metrics Include Jurisdiction, Pharmacy, and Federal Agency Data

Source: Tiberius Dataset "Administration - Admin Awardee - Reporting View"

Percentages are capped at 100%

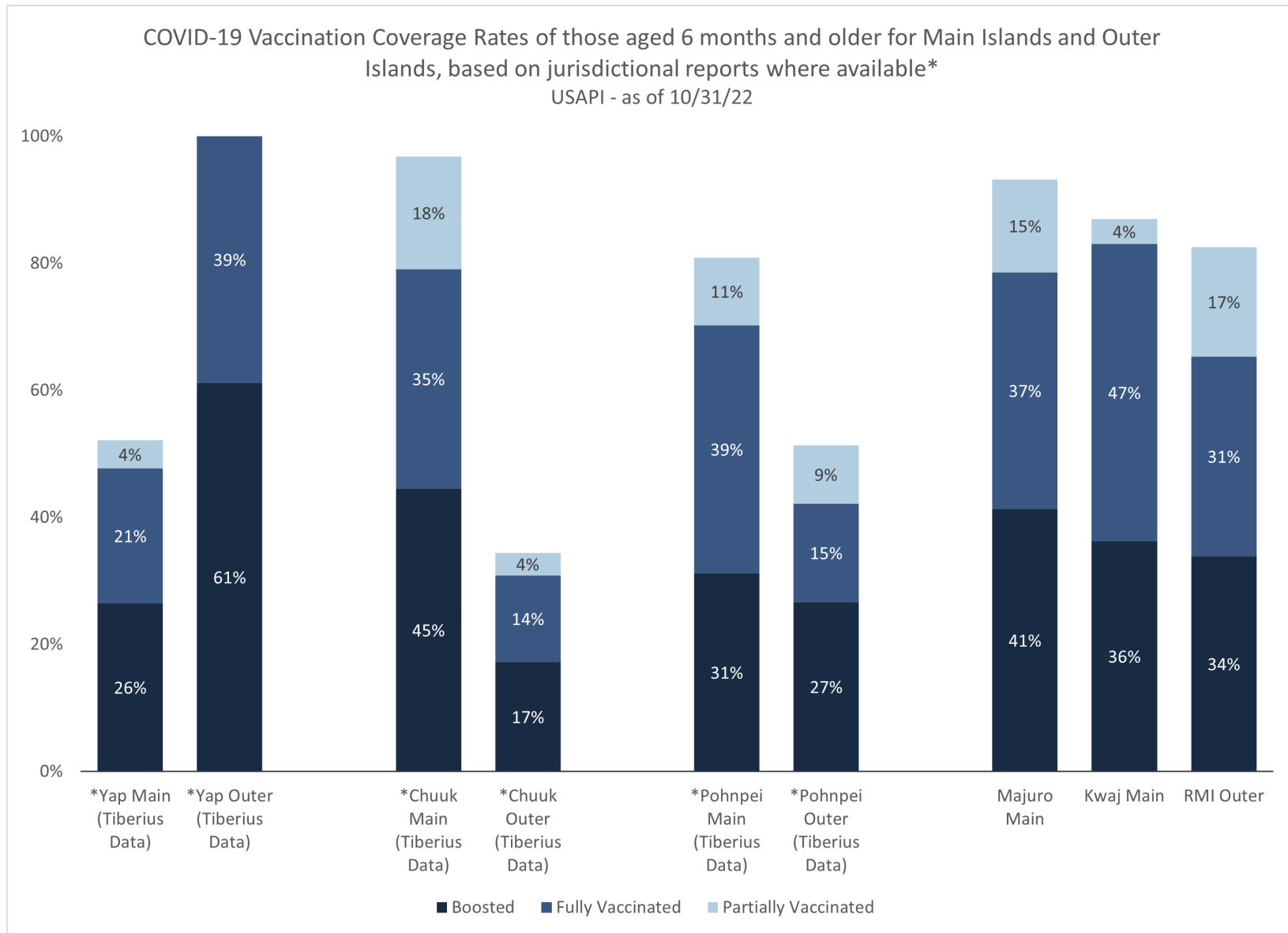
Striving for 80%: USAPI 5+ COVID-19 Vaccine Progress (FSM States)



Source: Tiberius Dataset "Administration - Admin Zip - Reporting View"

Percentages are capped at 100%

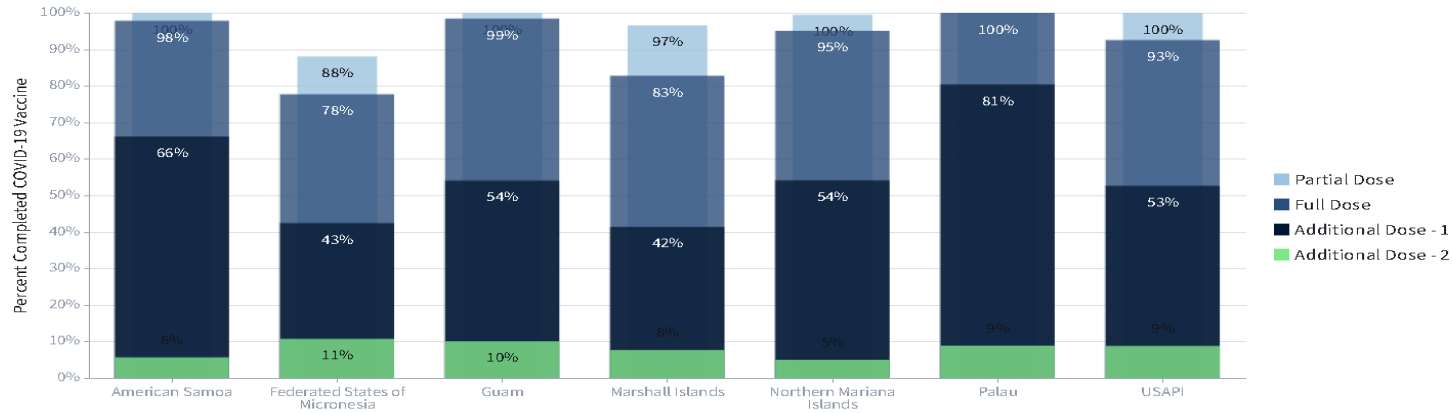
CDC/PIHOA one-on-one USAPI weekly check-ins
Month: 9/24/2022-10/28/2022



Percentages are capped at 100%

CDC/PIHOA one-on-one USAPI weekly check-ins Month: 9/24/2022-10/28/2022

Striving for 80% USAPI 12+ COVID-19 Vaccine Progress

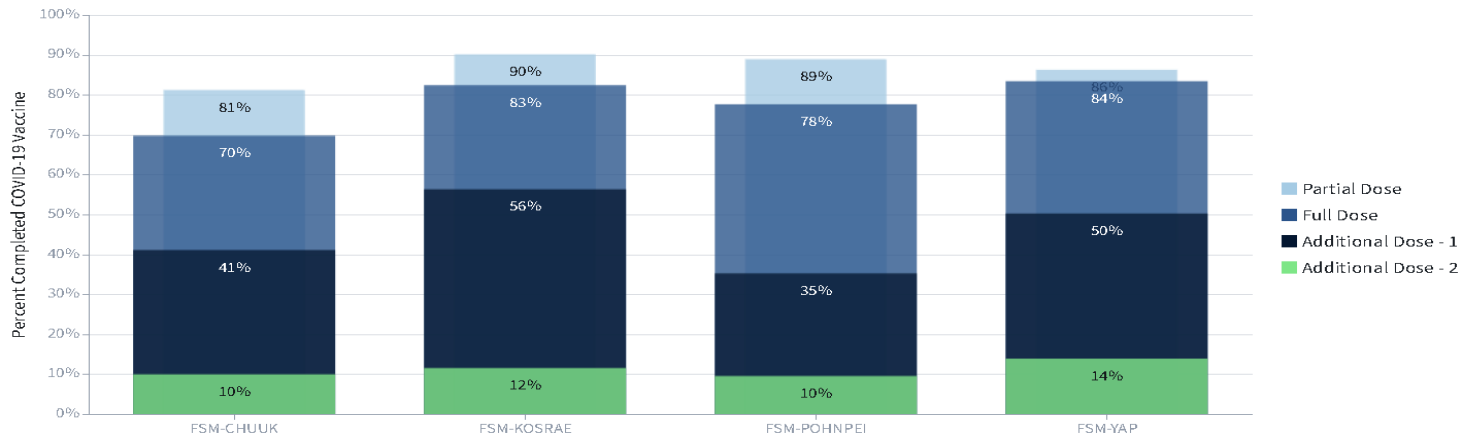


Metrics Include Jurisdiction, Pharmacy, and Federal Agency Data

Source: Tiberius Dataset "Administration - Admin Awardee - Reporting View"

Percentages are capped at 100%

Striving for 80% USAPI 12+ COVID-19 Vaccine Progress (FSM States)

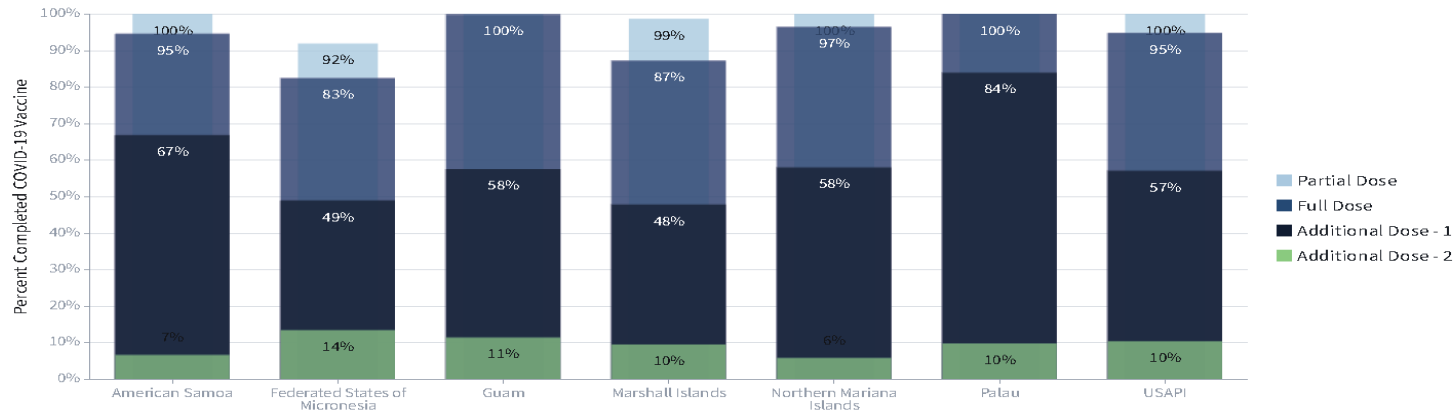


Source: Tiberius Dataset "Administration - Admin Zip - Reporting View"

Percentages are capped at 100%

CDC/PIHOA one-on-one USAPI weekly check-ins Month: 9/24/2022-10/28/2022

Striving for 80%: USAPI 18+ COVID-19 Vaccine Progress

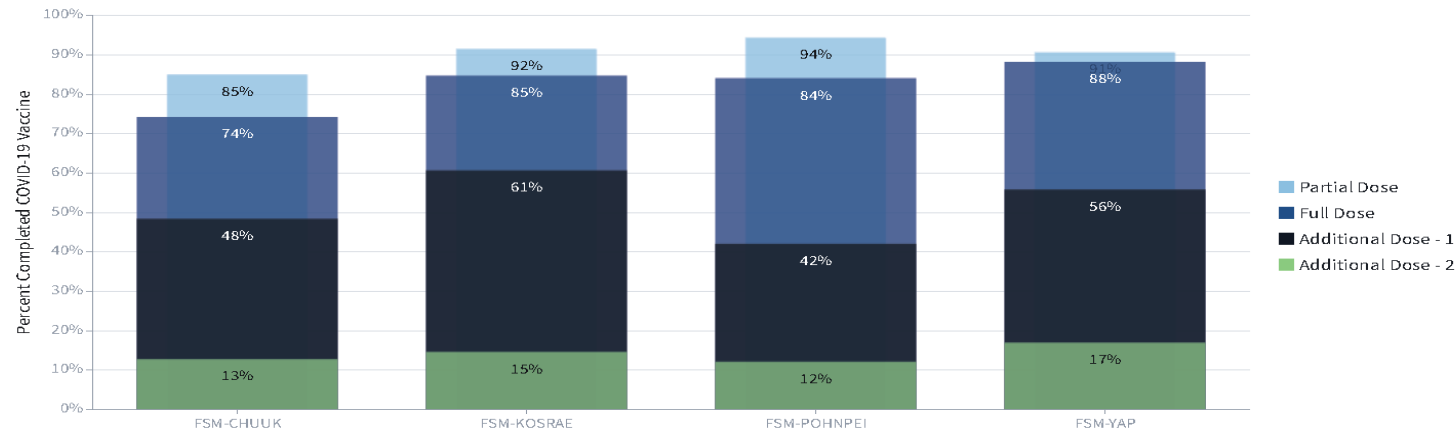


Metrics Include Jurisdiction, Pharmacy, and Federal Agency Data

Source: Tiberius Dataset "Administration - Admin Awardee - Reporting View"

Percentages are capped at 100%

Striving for 80%: USAPI 18+ COVID-19 Vaccine Progress (FSM States)

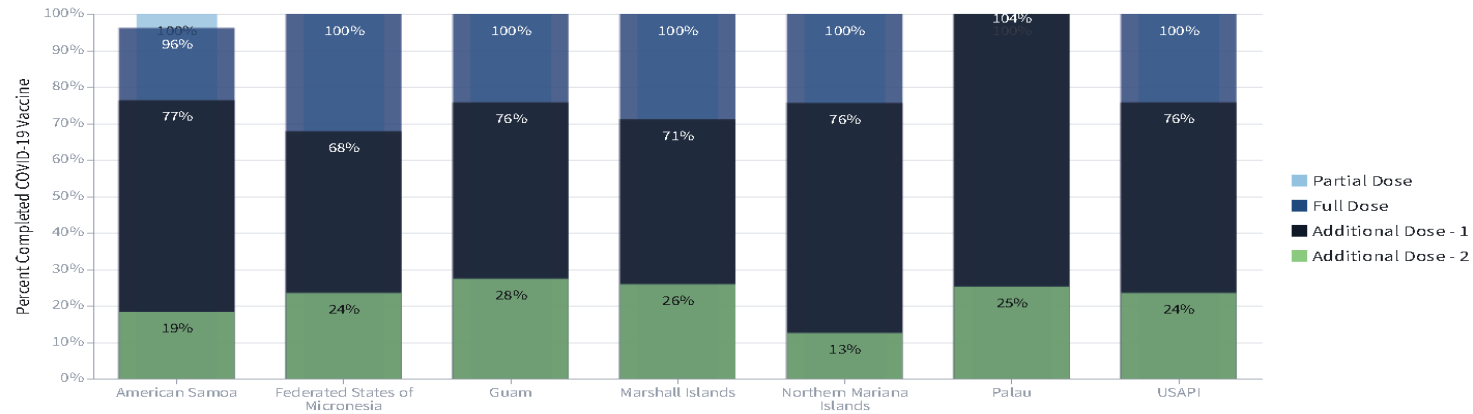


Source: Tiberius Dataset "Administration - Admin Zip - Reporting View"

Percentages are capped at 100%

CDC/PIHOA one-on-one USAPI weekly check-ins Month: 9/24/2022-10/28/2022

USAPI COVID-19 Vaccine Progress: 50 yrs and over

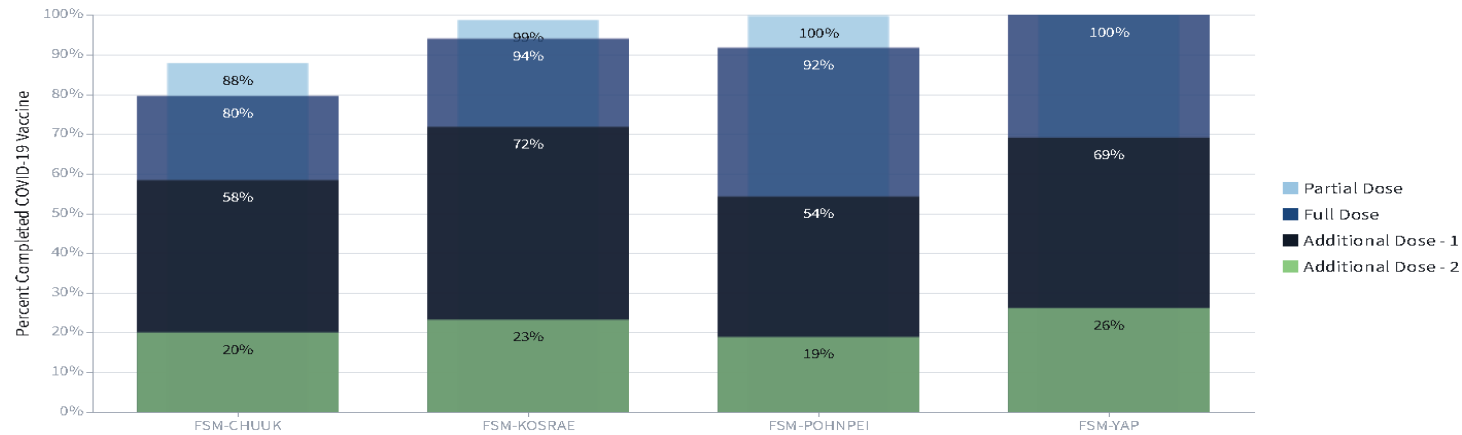


Metrics Include Jurisdiction, Pharmacy, and Federal Agency Data

Source: Tiberius Dataset "Administration - Admin Awardee - Reporting View"

Percentages are capped at 100%

USAPI COVID-19 Vaccine Progress: 50 yrs and over (FSM States)



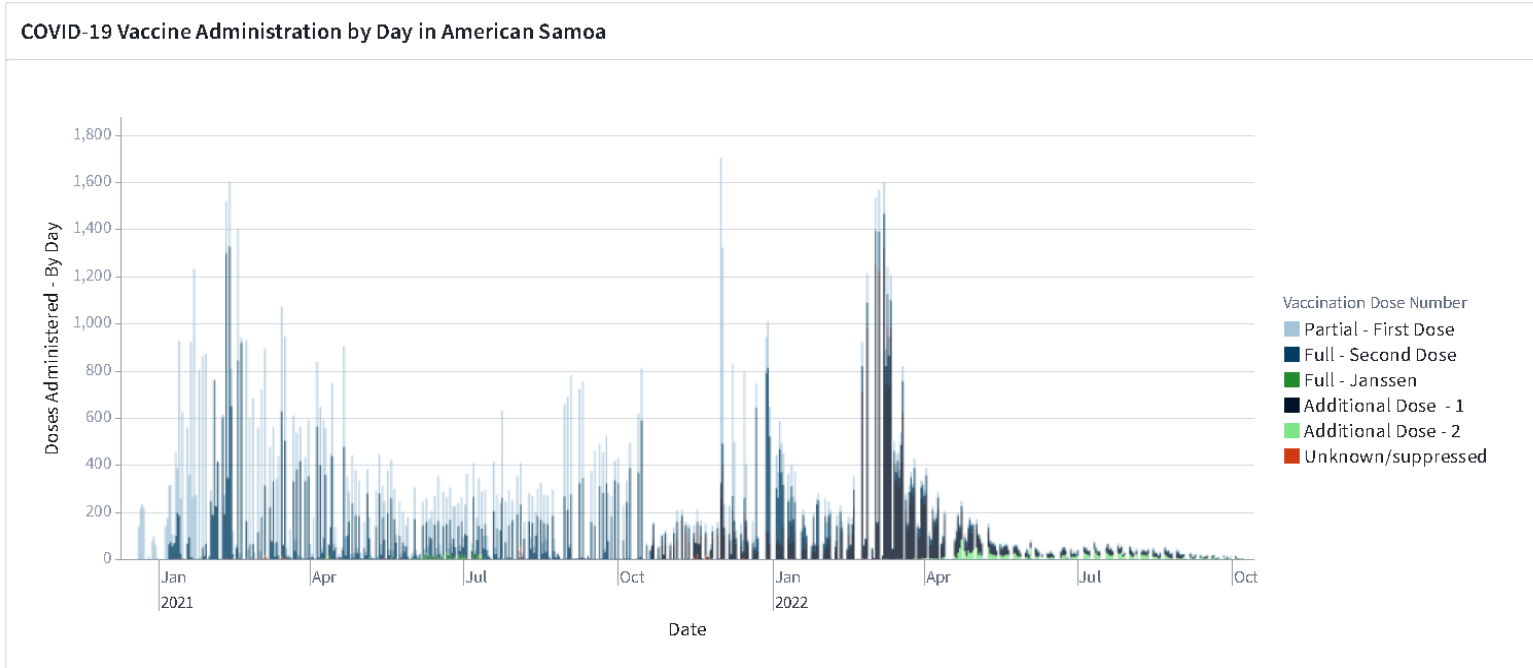
Source: Tiberius Dataset "Administration - Admin Zip - Reporting View"

Percentages are capped at 100%

CDC/PIHOA one-on-one USAPI weekly check-ins
Month: 9/24/2022-10/28/2022

By Jurisdiction:

American Samoa

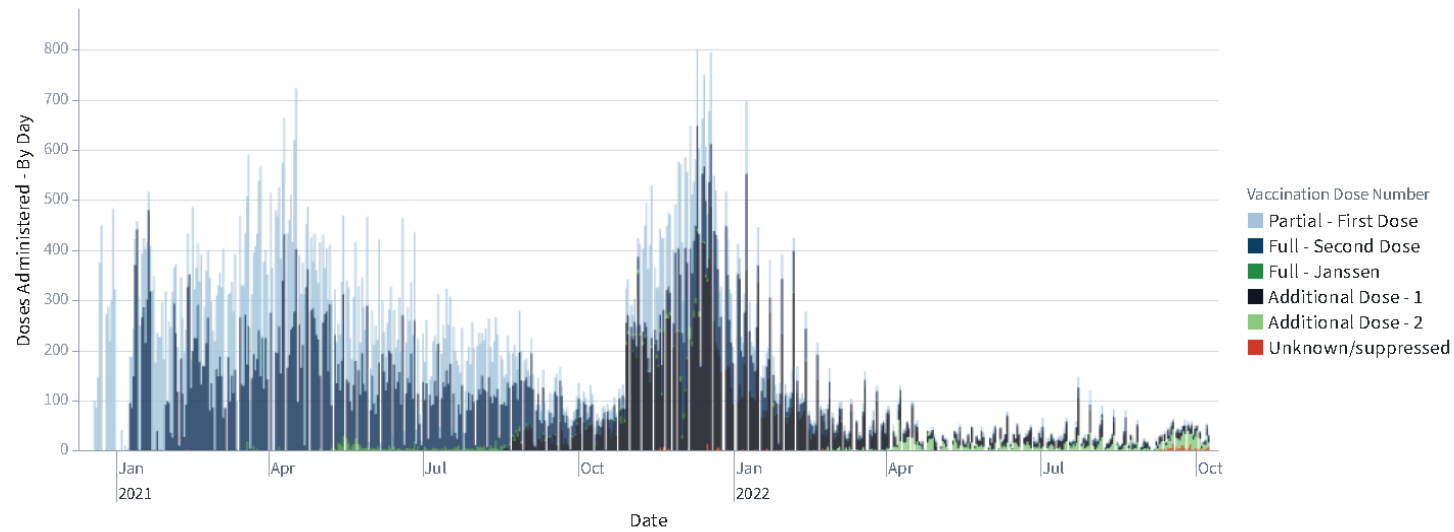


Source: Tiberius Dataset "Administration - Admin Awardee - Reporting View"

CDC/PIHOA one-on-one USAPI weekly check-ins
Month: 9/24/2022-10/28/2022

Commonwealth of the Northern Mariana Islands

COVID-19 Vaccine Administration by Day in CNMI

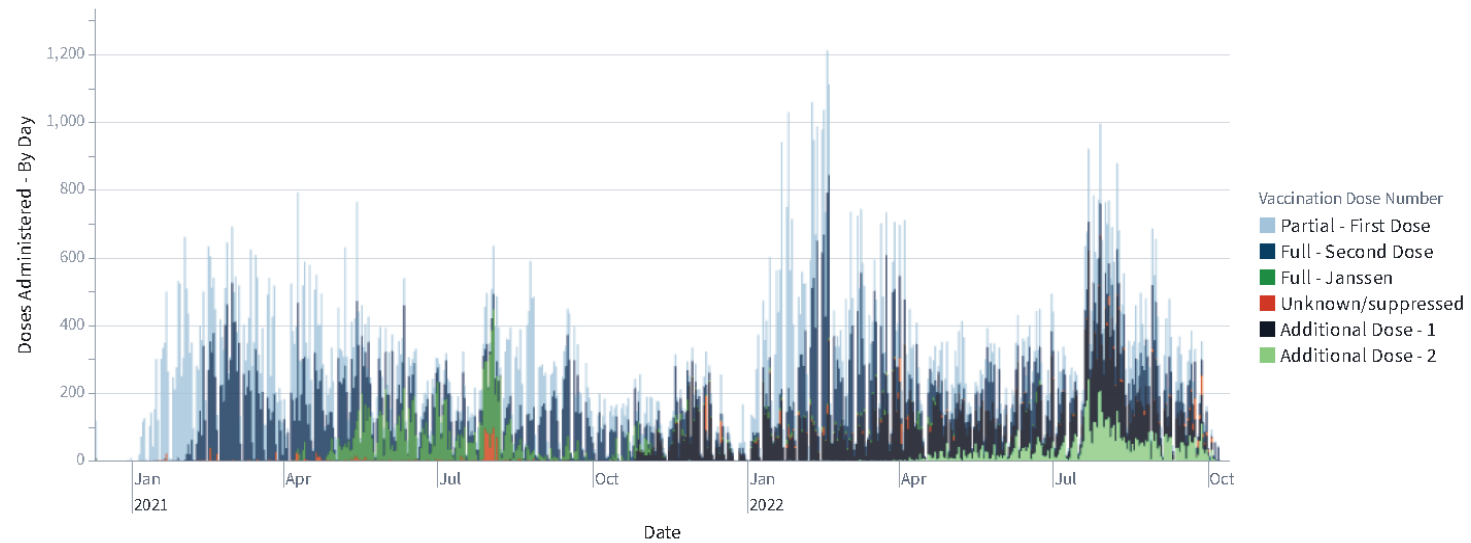


Source: Tiberius Dataset "Administration - Admin Awardee - Reporting View"

CDC/PIHOA one-on-one USAPI weekly check-ins
Month: 9/24/2022-10/28/2022

Federated States of Micronesia

COVID-19 Vaccine Administration by Day in FSM

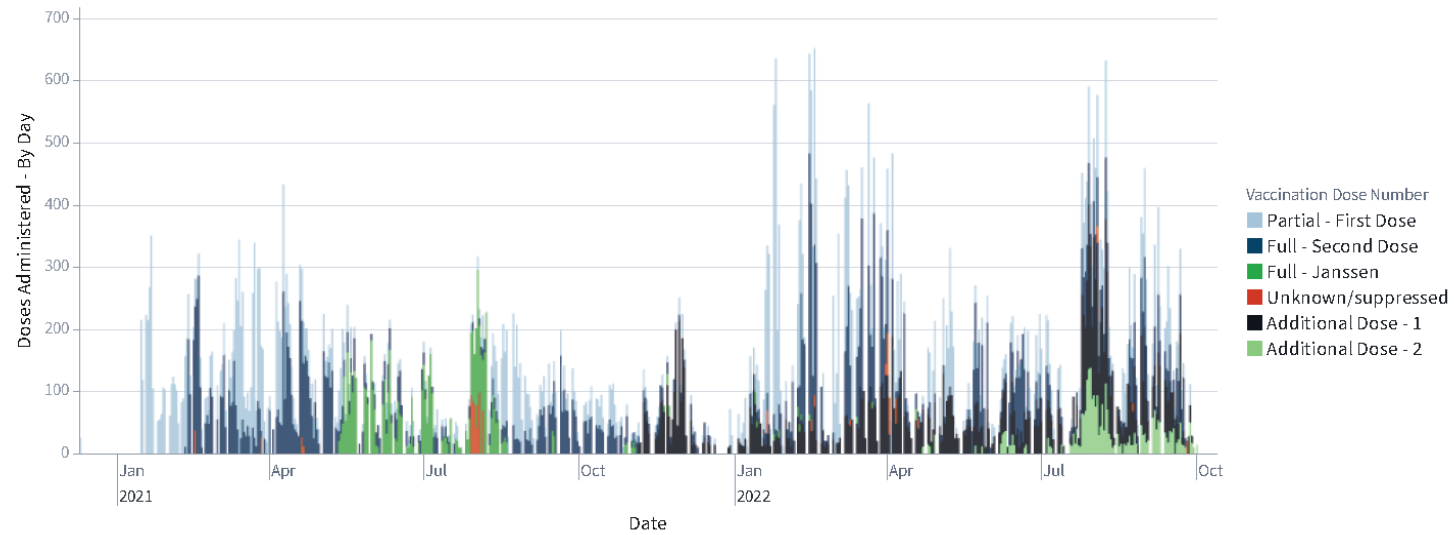


Source: Tiberius Dataset "Administration - Admin Awardee - Reporting View"

CDC/PIHOA one-on-one USAPI weekly check-ins
Month: 9/24/2022-10/28/2022

Chuuk

COVID-19 Vaccine Administration by Day in FSM - Chuuk

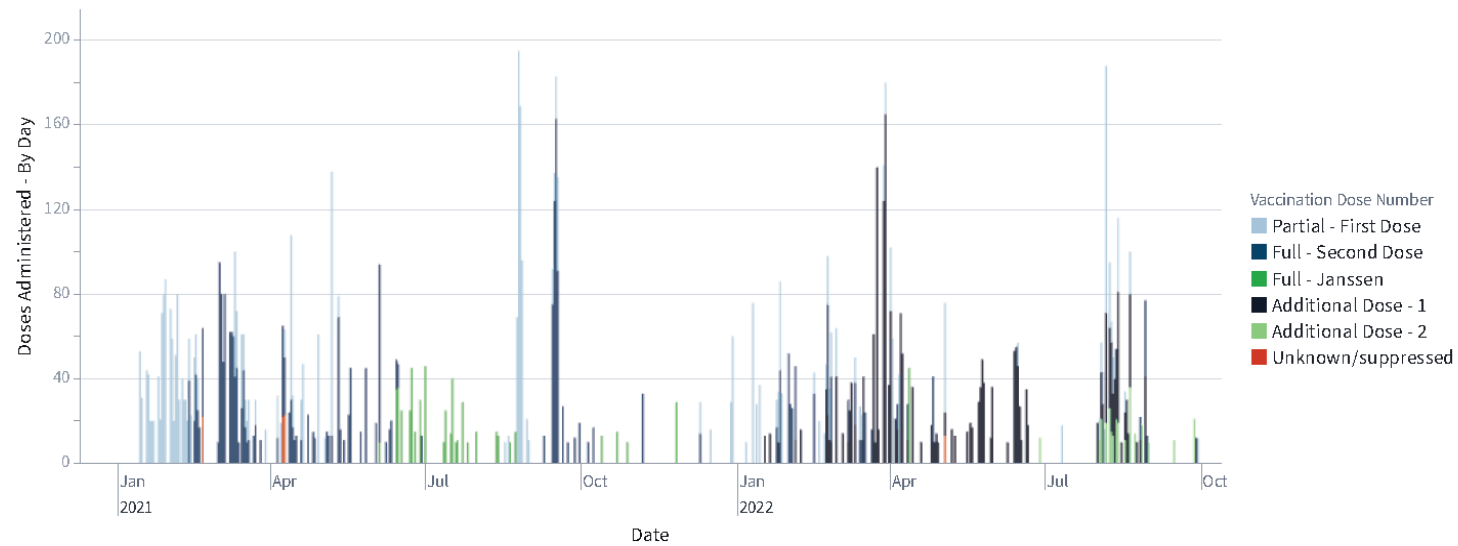


Source: Tiberius Dataset "Administration - Admin Zip - Reporting View"

CDC/PIHOA one-on-one USAPI weekly check-ins
Month: 9/24/2022-10/28/2022

Kosrae

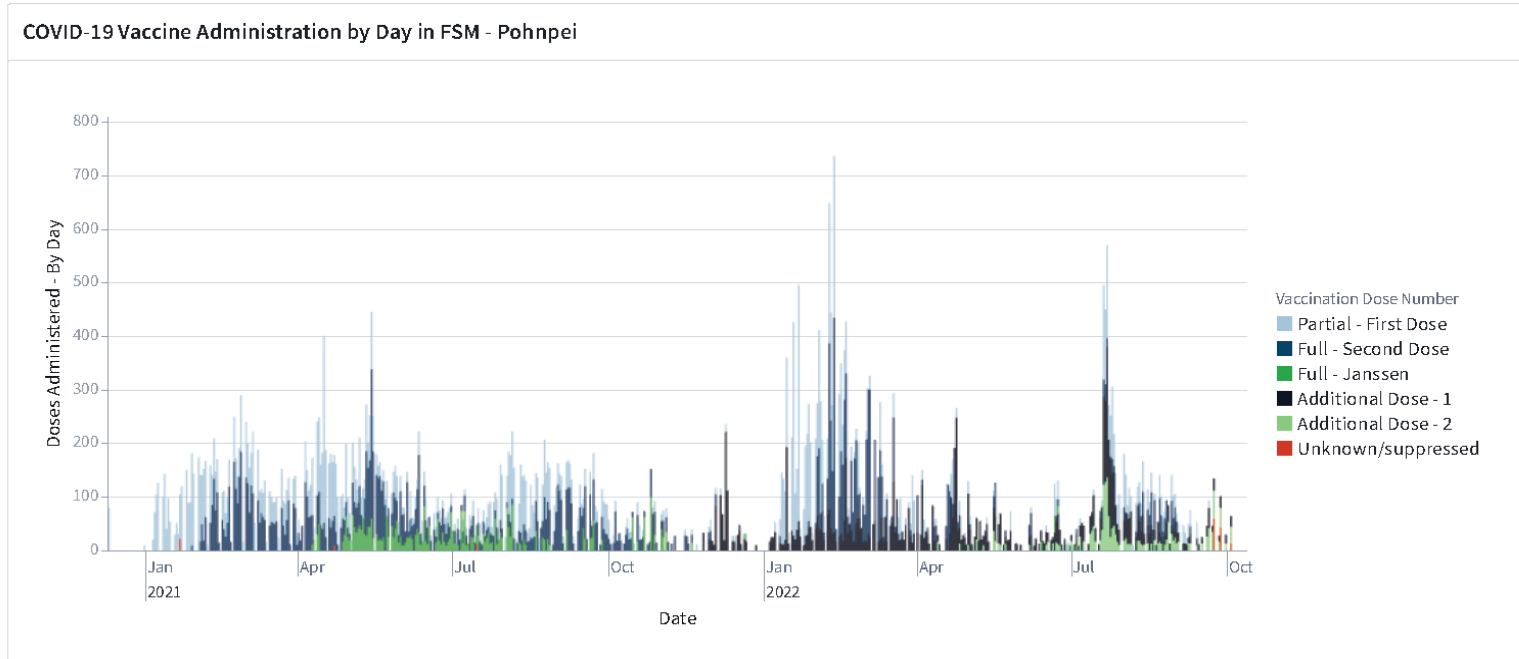
COVID-19 Vaccine Administration by Day in FSM - Kosrae



Source: Tiberius Dataset "Administration - Admin Zip - Reporting View"

CDC/PIHOA one-on-one USAPI weekly check-ins
Month: 9/24/2022-10/28/2022

Pohnpei

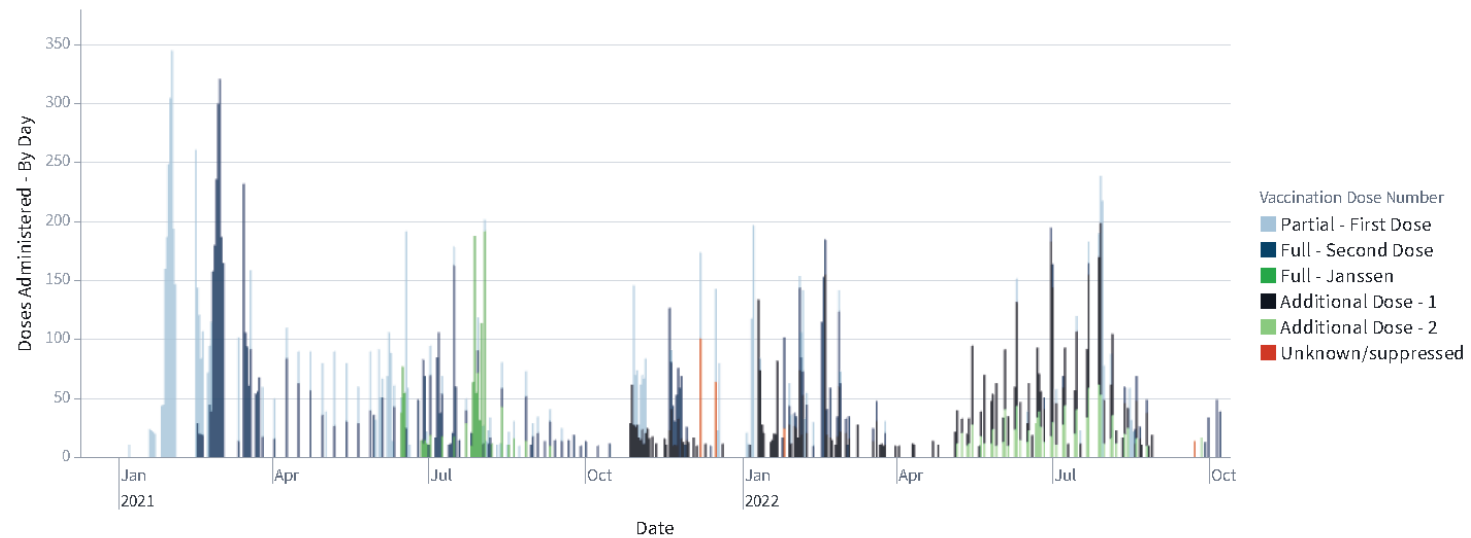


Source: Tiberius Dataset "Administration - Admin Zip - Reporting View"

CDC/PIHOA one-on-one USAPI weekly check-ins
Month: 9/24/2022-10/28/2022

Yap

COVID-19 Vaccine Administration by Day in FSM - Yap

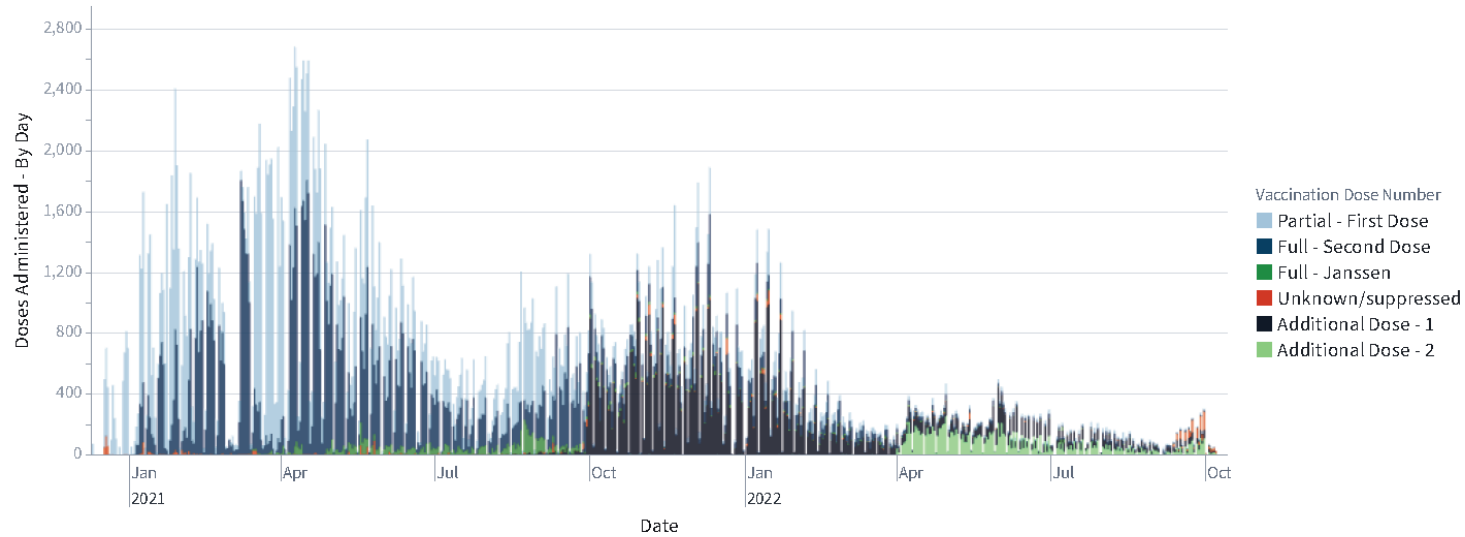


Source: Tiberius Dataset "Administration - Admin Zip - Reporting View"

CDC/PIHOA one-on-one USAPI weekly check-ins
Month: 9/24/2022-10/28/2022

Guam

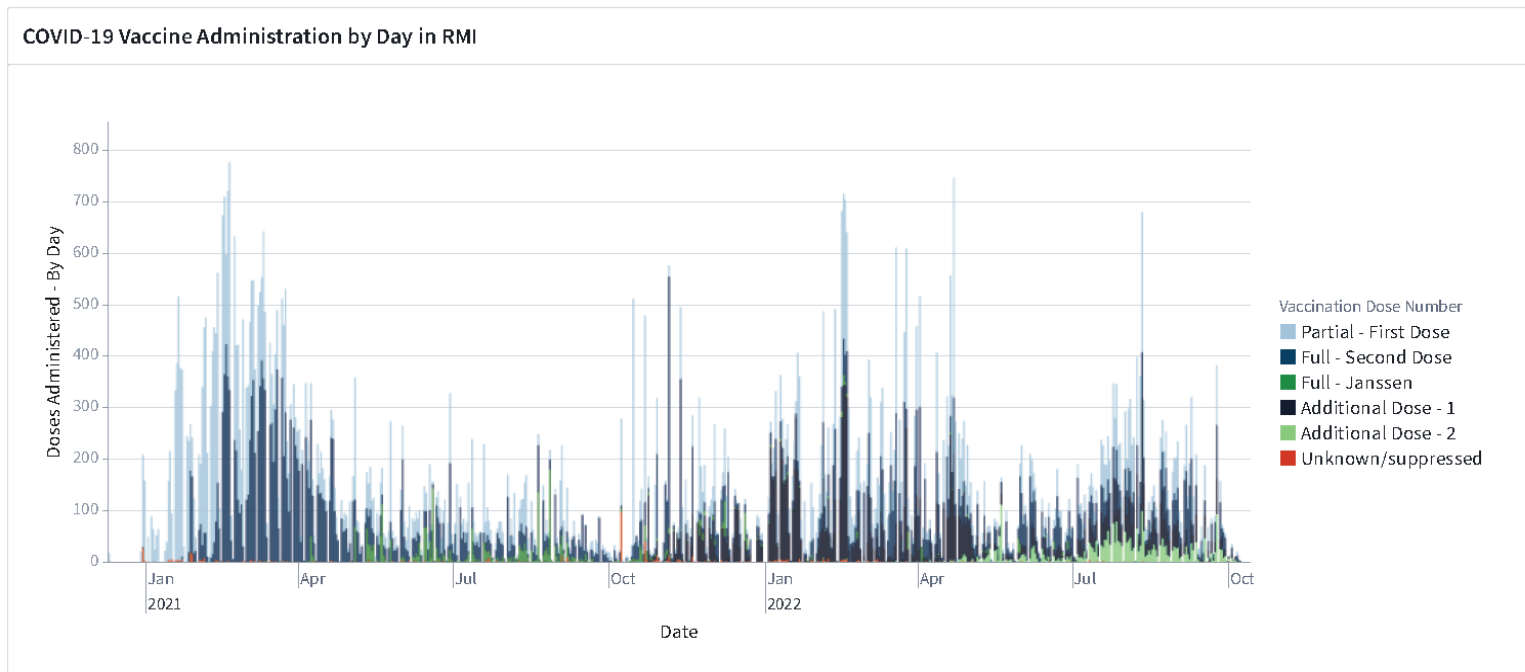
COVID-19 Vaccine Administration by Day in Guam



Source: Tiberius Dataset "Administration - Admin Awardee - Reporting View"
Metrics Include - Jurisdiction and Pharmacy Data, Exclude - Federal Agency Data

CDC/PIHOA one-on-one USAPI weekly check-ins
Month: 9/24/2022-10/28/2022

Republic of the Marshall Islands

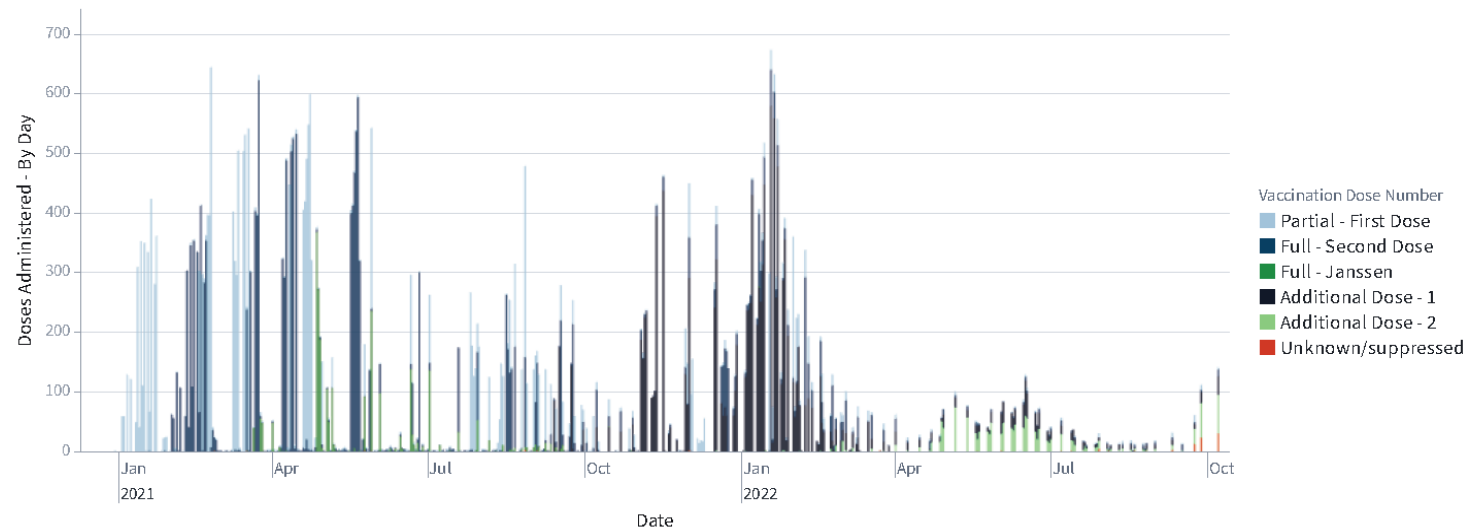


Source: Tiberius Dataset "Administration - Admin Awardee - Reporting View"

CDC/PIHOA one-on-one USAPI weekly check-ins
Month: 9/24/2022-10/28/2022

Republic of Palau

COVID-19 Vaccine Administration by Day in Palau



Source: Tiberius Dataset "Administration - Admin Awardee - Reporting View"

CDC/PIHOA one-on-one USAPI weekly check-ins
Month: 9/24/2022-10/28/2022

Sources:

Population Metrics

Palau: 2015 census <https://www.palau.gov.pw/wp-content/uploads/2017/02/2015-Census-of-Population-Housing-Agriculture-.pdf>

FSM: 2010 census <https://www.fsmstatistics.fm/social/population-statistics/>

American Samoa: 2010 census <https://americansamoa.prism.spc.int/social/demography/population-by-age-group.html>

CNMI: 2015 census <https://cccguam.org/wp-content/uploads/CNMI-Statistical-Yearbook-2015-02.10.2017-nxp.pdf>

Guam: 2010 census <https://www.census.gov/data/datasets/2010/dec/guam.html>

RMI: 2010 census

FSM (States): 2010 census <https://www.fsmstatistics.fm/wp-content/uploads/2020/04/2010-Summary-Analysis-Key-Indicators.pdf>